



Plan 2A

Plan 3C

Plan 1B

Sorrento Village

City of Antioch, CA
A.D. S e e n o C o n s t r u c t i o n

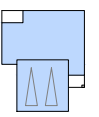
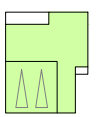
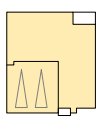
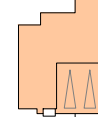
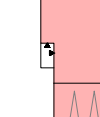
Date: May 3, 2024
Legacy Design Group, LLC.



TYPICAL MINIMUM LOT SETBACKS
N.T.S.

ENCROACHMENT ALLOWED UP TO 10 FEET IN WIDTH BUT SHALL NOT INFRINGE INTO THE MINIMUM 3-FOOT FIRE ACCESS.

DISTRIBUTION TABLE

| PLAN# | 1 | 2 | 3 | 4 | 5 | |
|---------|---|---|---|---|---|------|
| | TWO-STORY 3-BEDROOMS | TWO-STORY 3-BEDROOMS | TWO-STORY 4-BEDROOMS | TWO-STORY 3-BEDROOMS +1-JR ADU | TWO-STORY 4-BEDROOMS +1-JR ADU | |
| LIVING | 1,806 SQ. FT. | 1,984 SQ. FT. | 2,264 SQ. FT. | 2,513 SQ. FT. | 2,762 SQ. FT. | |
| GARAGE | 436 SQ. FT. | 419 SQ. FT. | 426 SQ. FT. | 426 SQ. FT. | 502 SQ. FT. | |
| |  |  |  |  |  | |
| COUNT | 49 | 33 | 31 | 9 | 2 | 124 |
| PERCENT | 40% | 27% | 25% | 7% | 1% | 100% |

Sorrento Parking Tabulation

| Home Type | City Required | | | State Required | | | Parking Provided | | |
|--------------|---------------|------------|------------|---------------------|-----------------------|--------------|---------------------|----------------------|--------------|
| | BR Count | Homes | TOTAL | 3-BR (1.5 per unit) | 4-BR + (2.5 per unit) | TOTAL | Garage (2 per unit) | Guest (0.5 per unit) | TOTAL |
| 3-BR | 82 | 164 | 246 | 123 | | 123 | 164 | 41 | 205 |
| 4-BR + | 42 | 84 | 126 | | 105 | 105 | 84 | 21 | 105 |
| Total | 124 | 248 | 372 | 123 | 105 | 228 | 248 | 62 | 310 |
| Ratio | | | 3:1 | | | 1.8:1 | | | 2.5:1 |

*All City required parking information is based on Antioch Municipal Code Table: § 9-5.1703.1.
 *All State required parking information is based on Government Code 65915.(p)(1).
 *The total parking provided tabulation does not include street parking.
 *All provided guest parking will be standard spaces, there will be no accessible or compact spaces.

Sorrento Affordable Housing Tabulation

| Home Type | Number of Homes----- | | | SB330 lower-income | RHNA Reporting----- | | | |
|-----------------------|----------------------|-----------|------------|--------------------|---------------------|----------|----------|------------|
| | Base Count | Bonus | Total | | Very-Low | Low | Moderate | Above-Mod |
| 3-BR | 65 | 17 | 82 | 0 | 0 | 0 | 0 | 82 |
| 3-BR + JADU | 0 | 9 | 9 | 9 | 9 | 0 | 0 | 9 |
| 4-BR | 30 | 1 | 31 | 0 | 0 | 0 | 3 | 28 |
| 5-BR (shared-housing) | 0 | 2 | 2 | 10 | 10 | 0 | 0 | 0 |
| Total | 95 | 29 | 124 | 19 | 19 | 0 | 3 | 119 |

* Project site is not zoned Residential.
 * City does not have an affordable housing ordinance.
 * "Base Count" is derived from the Project SB330 Preliminary Application (PA), which is 95 SF homes.
 * Project is providing 20% lower-income units under SB330. 20% of 95 = 19 (all @ very-low-income).
 * 20% very-low-income units entitles the Project to 50% bonus. 95 * 1.50 = 143
 * Dwelling units are not restricted to senior housing

MASTER PLOTTING PLAN
SORRENTO VILLAGE
ANTIOCH, CA

MAY 3, 2024

PERCENT LOT COVERAGE

| Lot | Net Lot Area | Plan Type | Number of Bedrooms | Ground Floor Area | Percent Lot Coverage |
|-----|--------------|-----------|--------------------|-------------------|----------------------|
| 1 | 4,468 | 1 | 3 | 1,127 | 25% |
| 2 | 2,723 | 2 | 3 | 1,188 | 44% |
| 3 | 3,084 | 4 | 4 | 1,569 | 51% |
| 4 | 2,987 | 1 | 3 | 1,188 | 40% |
| 5 | 3,258 | 2 | 3 | 1,188 | 36% |
| 6 | 3,672 | 4 | 4 | 1,569 | 43% |
| 7 | 2,350 | 2 | 3 | 1,188 | 51% |
| 8 | 2,388 | 1 | 3 | 1,127 | 47% |
| 9 | 2,388 | 3 | 4 | 1,401 | 59% |
| 10 | 2,350 | 1 | 3 | 1,127 | 48% |
| 11 | 2,820 | 2 | 3 | 1,188 | 42% |
| 12 | 2,858 | 1 | 3 | 1,127 | 39% |
| 13 | 2,388 | 3 | 4 | 1,401 | 59% |
| 14 | 2,350 | 1 | 3 | 1,127 | 48% |
| 15 | 3,008 | 2 | 3 | 1,188 | 39% |
| 16 | 2,580 | 3 | 4 | 1,401 | 54% |
| 17 | 2,769 | 1 | 3 | 1,127 | 41% |
| 18 | 2,574 | 2 | 3 | 1,188 | 46% |
| 19 | 2,197 | 3 | 4 | 1,401 | 64% |
| 20 | 2,379 | 1 | 3 | 1,127 | 47% |
| 21 | 2,996 | 2 | 3 | 1,188 | 40% |
| 22 | 2,740 | 3 | 4 | 1,401 | 51% |
| 23 | 2,949 | 1 | 3 | 1,127 | 38% |
| 24 | 2,733 | 2 | 3 | 1,188 | 43% |
| 25 | 2,330 | 3 | 4 | 1,401 | 60% |
| 26 | 2,412 | 1 | 3 | 1,127 | 47% |
| 27 | 2,928 | 2 | 3 | 1,188 | 41% |
| 28 | 2,692 | 3 | 4 | 1,401 | 52% |
| 29 | 2,897 | 1 | 3 | 1,127 | 39% |
| 30 | 2,734 | 2 | 3 | 1,188 | 43% |
| 31 | 2,331 | 3 | 4 | 1,401 | 60% |
| 32 | 2,412 | 1 | 3 | 1,127 | 47% |
| 33 | 2,956 | 1 | 3 | 1,127 | 38% |
| 34 | 2,717 | 3 | 4 | 1,401 | 52% |
| 35 | 2,924 | 2 | 3 | 1,188 | 41% |
| 36 | 2,735 | 2 | 3 | 1,188 | 43% |
| 37 | 2,331 | 3 | 4 | 1,401 | 60% |
| 38 | 2,412 | 1 | 3 | 1,127 | 47% |
| 39 | 2,973 | 2 | 3 | 1,188 | 40% |
| 40 | 2,732 | 3 | 4 | 1,401 | 51% |
| 41 | 2,940 | 1 | 3 | 1,127 | 38% |
| 42 | 2,555 | 2 | 3 | 1,188 | 46% |
| 43 | 2,276 | 3 | 4 | 1,401 | 62% |
| 44 | 2,412 | 1 | 3 | 1,127 | 47% |
| 45 | 2,688 | 2 | 3 | 1,188 | 44% |
| 46 | 2,528 | 3 | 4 | 1,401 | 55% |
| 47 | 2,834 | 1 | 3 | 1,127 | 40% |
| 48 | 2,393 | 2 | 3 | 1,188 | 50% |
| 49 | 2,189 | 3 | 4 | 1,401 | 64% |
| 50 | 2,391 | 1 | 3 | 1,127 | 47% |
| 51 | 2,680 | 2 | 3 | 1,188 | 44% |
| 52 | 2,451 | 3 | 4 | 1,401 | 57% |
| 53 | 2,696 | 1 | 3 | 1,127 | 42% |
| 54 | 2,320 | 2 | 3 | 1,188 | 51% |
| 55 | 2,150 | 3 | 4 | 1,401 | 65% |
| 56 | 2,352 | 1 | 3 | 1,127 | 48% |
| 57 | 3,306 | 4 | 4 | 1,569 | 47% |
| 58 | 3,496 | 4 | 4 | 1,569 | 45% |
| 59 | 3,458 | 4 | 4 | 1,569 | 45% |
| 60 | 3,546 | 4 | 4 | 1,569 | 44% |
| 61 | 2,910 | 4 | 4 | 1,569 | 54% |
| 62 | 2,352 | 1 | 3 | 1,127 | 48% |
| 63 | 2,350 | 2 | 3 | 1,188 | 51% |

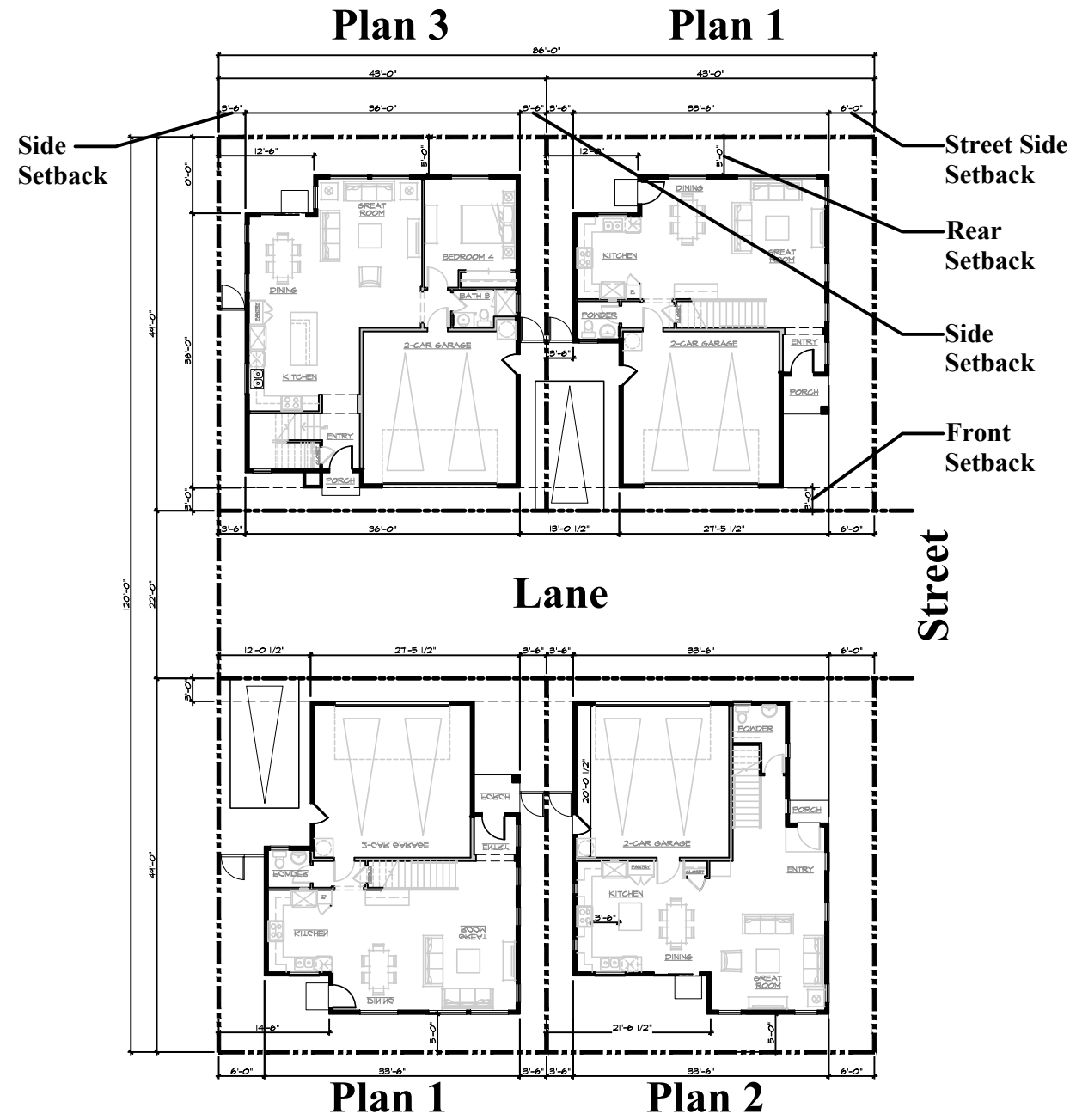
| Lot | Net Lot Area | Plan Type | Number of Bedrooms | Ground Floor Area | Percent Lot Coverage |
|-----|--------------|-----------|--------------------|-------------------|----------------------|
| 64 | 2,345 | 1 | 3 | 1,127 | 48% |
| 65 | 2,352 | 3 | 4 | 1,401 | 60% |
| 66 | 2,352 | 1 | 3 | 1,127 | 48% |
| 67 | 2,345 | 2 | 3 | 1,188 | 51% |
| 68 | 2,632 | 1 | 3 | 1,127 | 43% |
| 69 | 2,631 | 3 | 4 | 1,401 | 53% |
| 70 | 2,352 | 1 | 3 | 1,127 | 48% |
| 71 | 2,350 | 2 | 3 | 1,188 | 51% |
| 72 | 2,613 | 1 | 3 | 1,127 | 43% |
| 73 | 2,600 | 3 | 4 | 1,401 | 54% |
| 74 | 2,394 | 1 | 3 | 1,127 | 47% |
| 75 | 2,496 | 2 | 3 | 1,188 | 48% |
| 76 | 2,871 | 1 | 3 | 1,127 | 39% |
| 77 | 2,747 | 3 | 4 | 1,401 | 51% |
| 78 | 2,413 | 1 | 3 | 1,127 | 47% |
| 79 | 2,550 | 2 | 3 | 1,188 | 47% |
| 80 | 3,049 | 1 | 3 | 1,127 | 37% |
| 81 | 2,923 | 3 | 4 | 1,401 | 48% |
| 82 | 2,415 | 1 | 3 | 1,127 | 47% |
| 83 | 2,592 | 2 | 3 | 1,188 | 46% |
| 84 | 3,085 | 1 | 3 | 1,127 | 37% |
| 85 | 2,927 | 3 | 4 | 1,401 | 48% |
| 86 | 2,417 | 1 | 3 | 1,127 | 47% |
| 87 | 2,635 | 2 | 3 | 1,188 | 45% |
| 88 | 3,177 | 3 | 4 | 1,401 | 44% |
| 89 | 2,973 | 1 | 3 | 1,127 | 38% |
| 90 | 2,375 | 1 | 3 | 1,127 | 47% |
| 91 | 2,579 | 2 | 3 | 1,188 | 46% |
| 92 | 3,100 | 1 | 3 | 1,127 | 36% |
| 93 | 3,050 | 3 | 4 | 1,401 | 46% |
| 94 | 2,352 | 1 | 3 | 1,127 | 48% |
| 95 | 2,350 | 2 | 3 | 1,188 | 51% |
| 96 | 3,055 | 1 | 3 | 1,127 | 37% |
| 97 | 3,050 | 3 | 4 | 1,401 | 46% |
| 98 | 2,352 | 1 | 3 | 1,127 | 48% |
| 99 | 2,350 | 2 | 3 | 1,188 | 51% |
| 100 | 2,585 | 1 | 3 | 1,127 | 44% |
| 101 | 2,585 | 3 | 4 | 1,401 | 54% |
| 102 | 2,352 | 1 | 3 | 1,127 | 48% |
| 103 | 2,350 | 2 | 3 | 1,188 | 51% |
| 104 | 2,585 | 1 | 3 | 1,127 | 44% |
| 105 | 2,585 | 3 | 4 | 1,401 | 54% |
| 106 | 2,352 | 1 | 3 | 1,127 | 48% |
| 107 | 2,350 | 2 | 3 | 1,188 | 51% |
| 108 | 2,585 | 1 | 3 | 1,127 | 44% |
| 109 | 2,585 | 3 | 4 | 1,401 | 54% |
| 110 | 2,352 | 1 | 3 | 1,127 | 48% |
| 111 | 2,350 | 2 | 3 | 1,188 | 51% |
| 112 | 2,585 | 1 | 3 | 1,127 | 44% |
| 113 | 2,585 | 3 | 4 | 1,188 | 46% |
| 114 | 2,352 | 1 | 3 | 1,127 | 48% |
| 115 | 2,350 | 2 | 3 | 1,188 | 51% |
| 116 | 2,345 | 1 | 3 | 1,127 | 48% |
| 117 | 2,352 | 3 | 4 | 1,401 | 60% |
| 118 | 2,437 | 1 | 3 | 1,127 | 46% |
| 119 | 2,406 | 2 | 3 | 1,188 | 49% |
| 120 | 4,357 | 3 | 4 | 1,401 | 32% |
| 121 | 5,154 | 5 | 5 | 1,630 | 32% |
| 122 | 4,117 | 4 | 4 | 1,569 | 38% |
| 123 | 3,293 | 4 | 4 | 1,569 | 48% |
| 124 | 11,238 | 5 | 5 | 1,630 | 15% |

NOTE: Percent of net lot area covered by buildings is the same as percent lot coverage.

MASTER PLOTTING PLAN SITE DATA

**SORRENTO VILLAGE
ANTIOCH, CA**

MAY 3, 2024



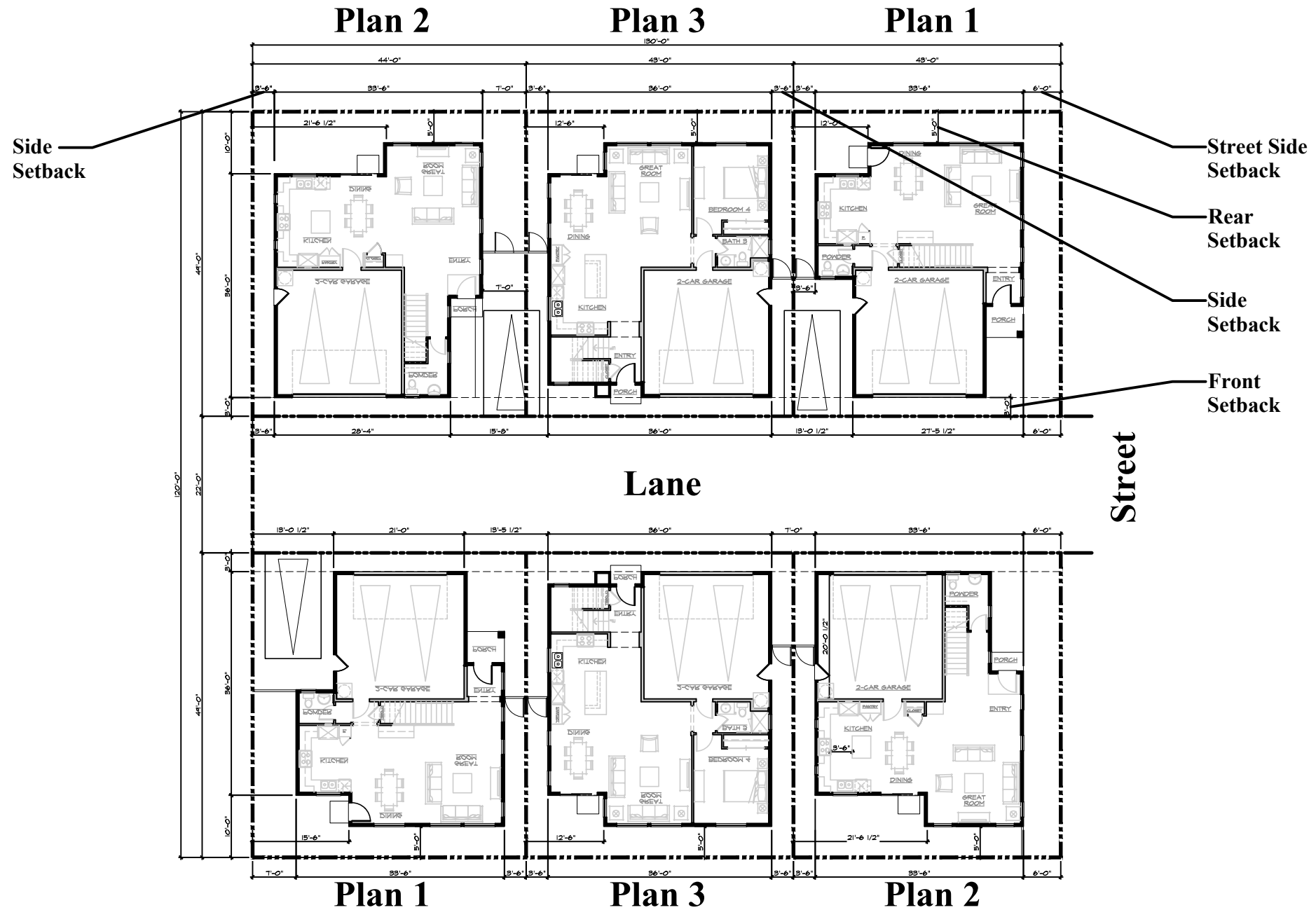
4 Pack Cluster Site Plan



Sorrento Village

City of Antioch, CA.
A.D. Seeno Construction

Date: May 3, 2024
Legacy Design Group, LLC.



6 Pack Cluster Site Plan



Sorrento Village

City of Antioch, CA.

A.D. Seeno Construction

Date: May 3, 2024
Legacy Design Group, LLC.



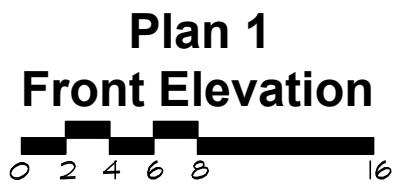
Elevation A



Elevation B



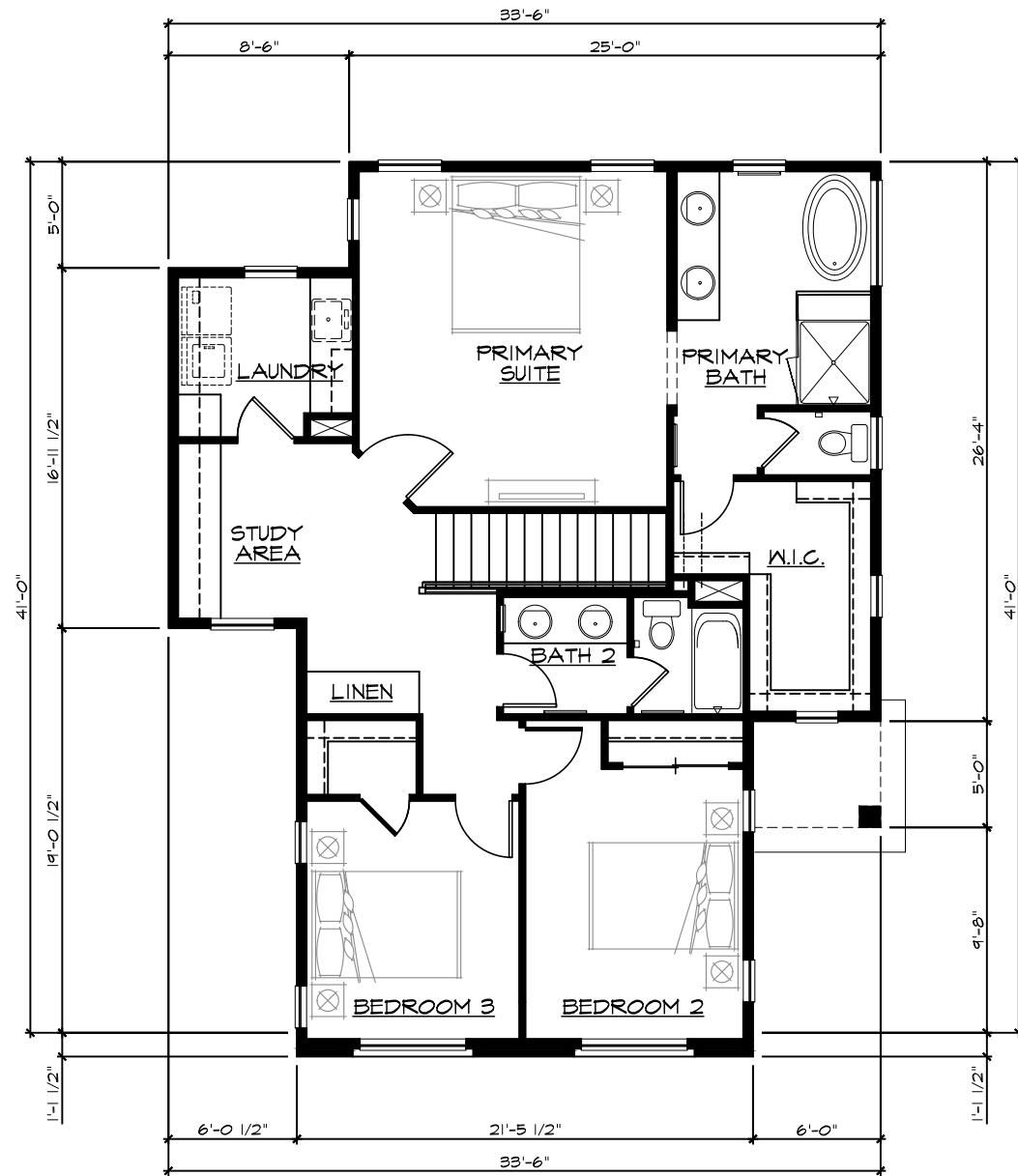
Elevation C



Sorrento Village

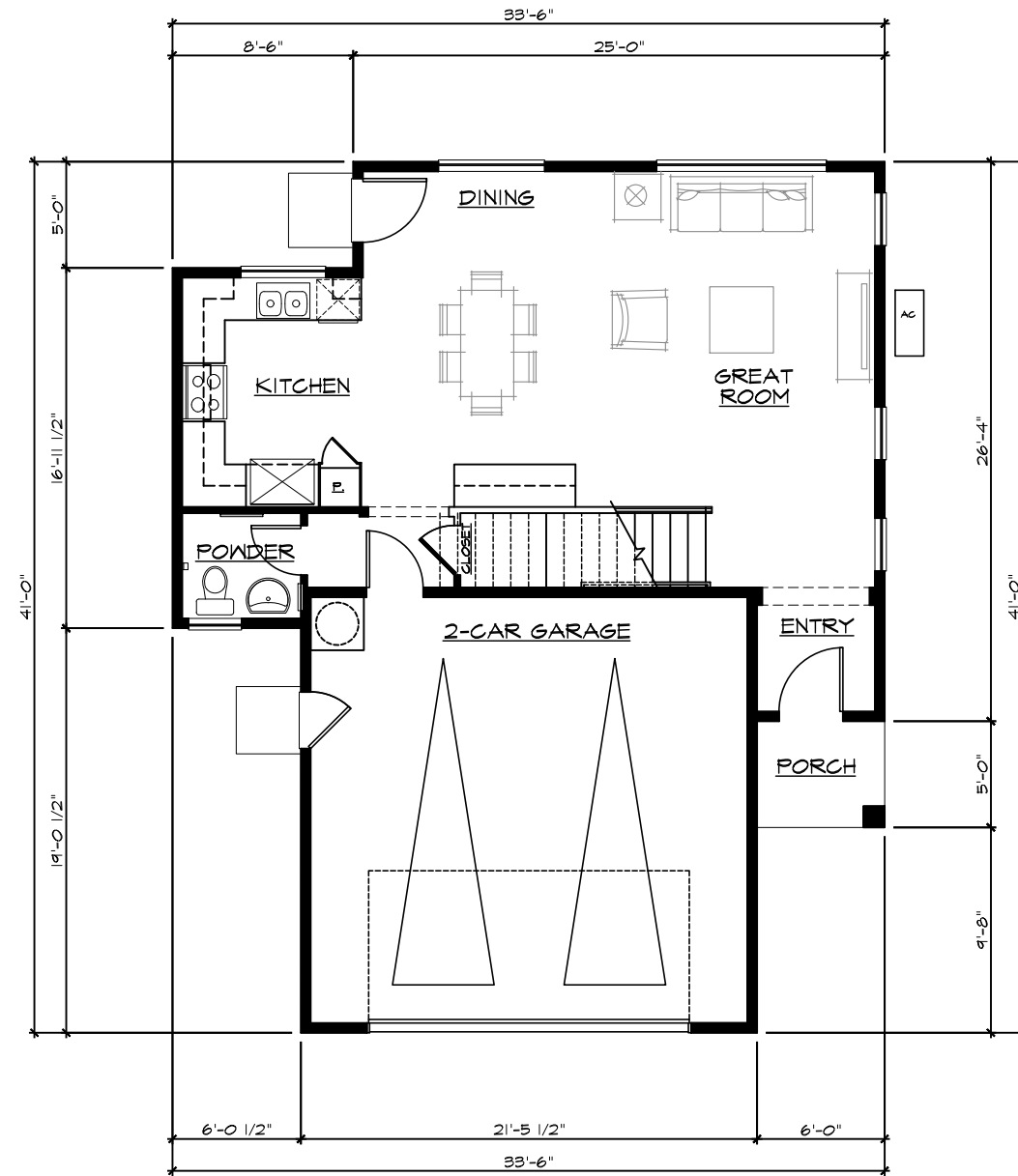
City of Antioch, CA.
A.D. Seeno Construction

Date: May 3, 2024
Legacy Design Group, LLC.



Second Floor

FLOOR AREA: 1,115 SQ. FT.



First Floor

FLOOR AREA: 691 SQ. FT.

**Plan 1
Elevation 'A'**



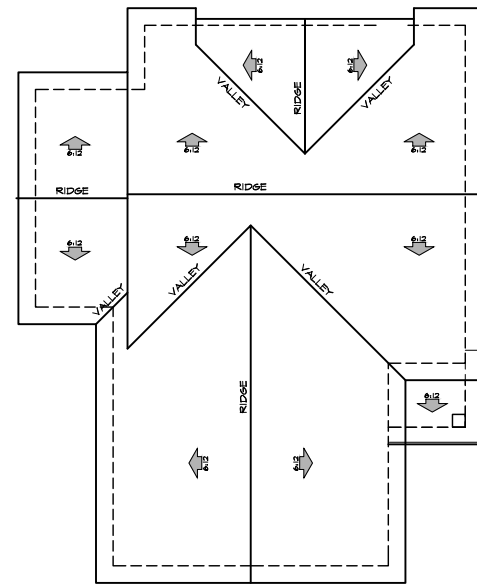
| SQUARE FOOTAGE | |
|--------------------|---------------|
| TOTAL LIVING AREA: | 1,806 SQ. FT. |
| GARAGE AREA: | 436 SQ. FT. |

Sorrento Village

City of Antioch, CA.

A.D. Seeno Construction

Date: May 3, 2024
Legacy Design Group, LLC.



Roof Plan 'A'

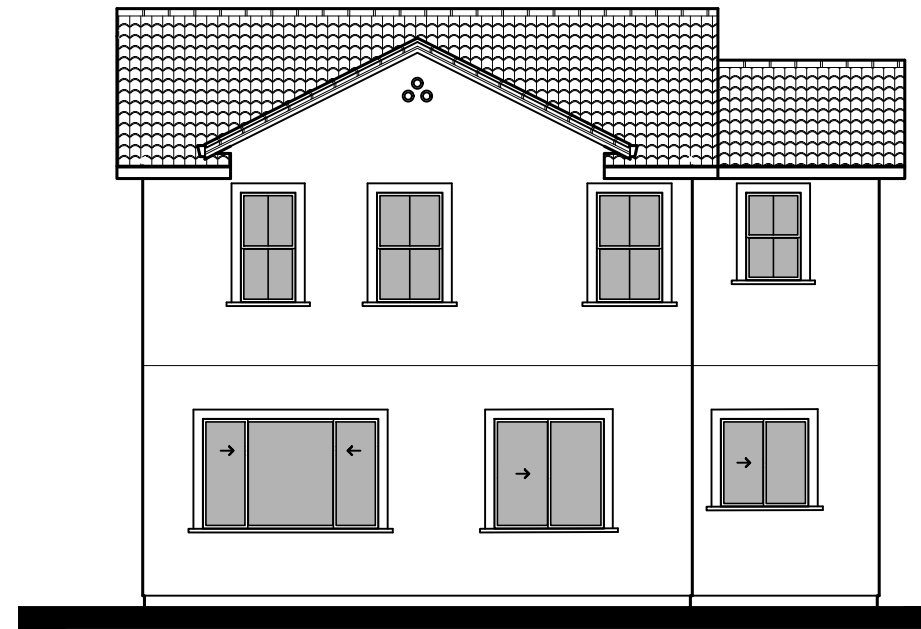


Right



Left

**Plan 1
Elevation: 'A'**

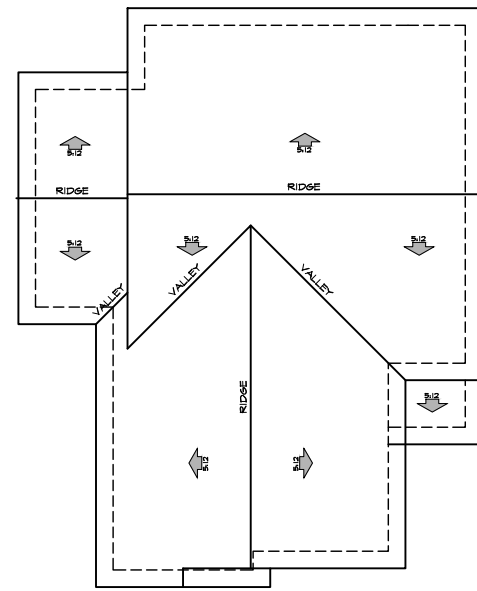


Rear

Sorrento Village

City of Antioch, CA.
A.D. Seeno Construction

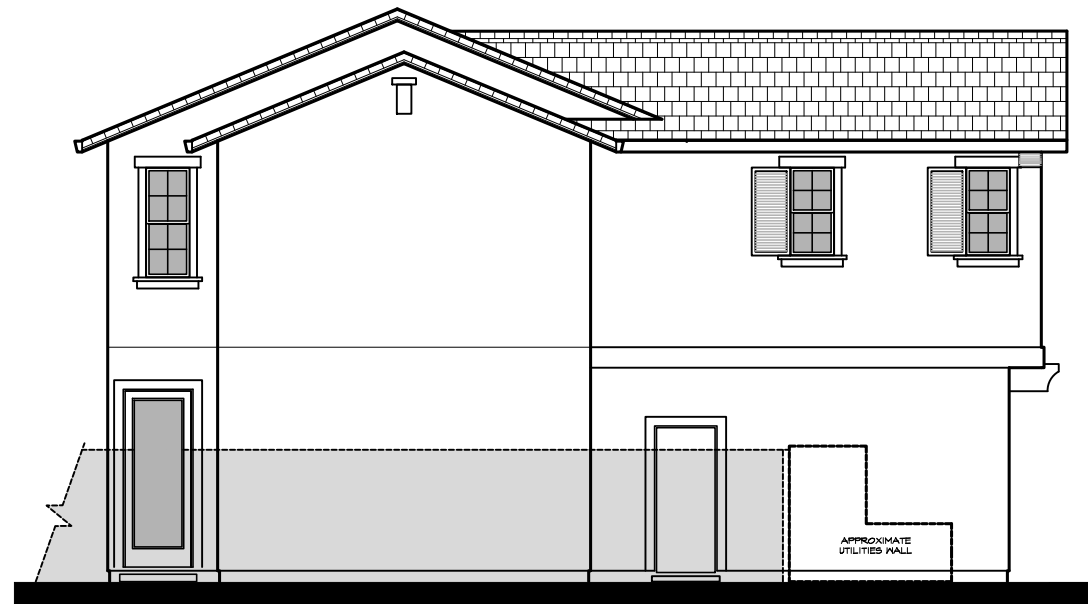
Date: May 3, 2024
Legacy Design Group, LLC.



Roof Plan 'B'

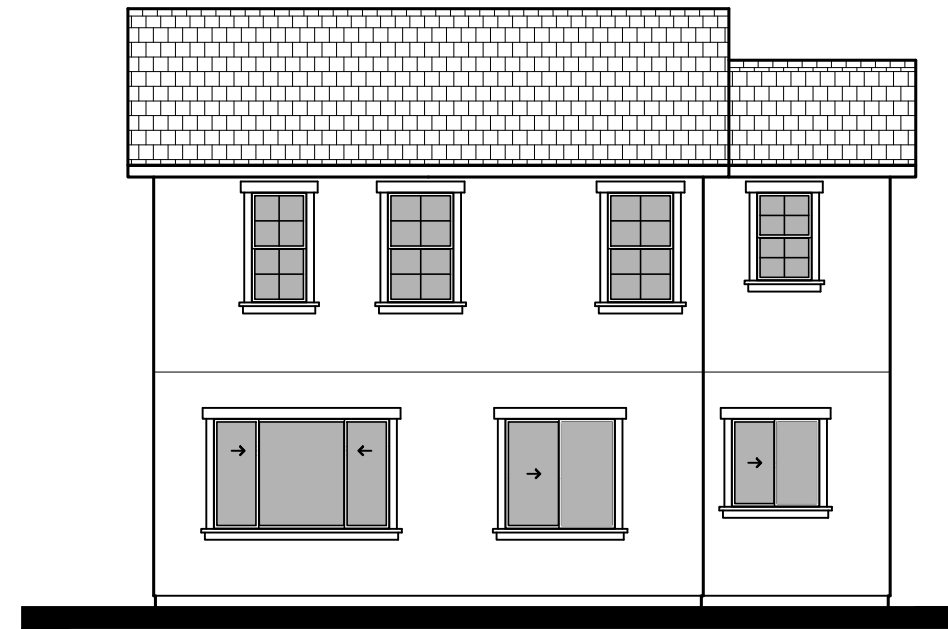


Right



Left

**Plan 1
Elevation: 'B'**

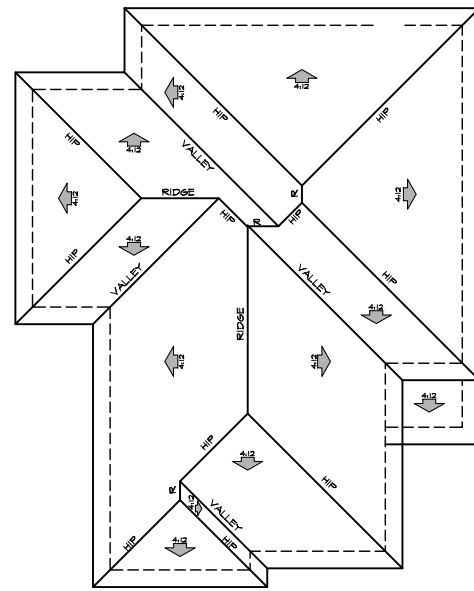


Rear

Sorrento Village

City of Antioch, CA.
A.D. Seeno Construction

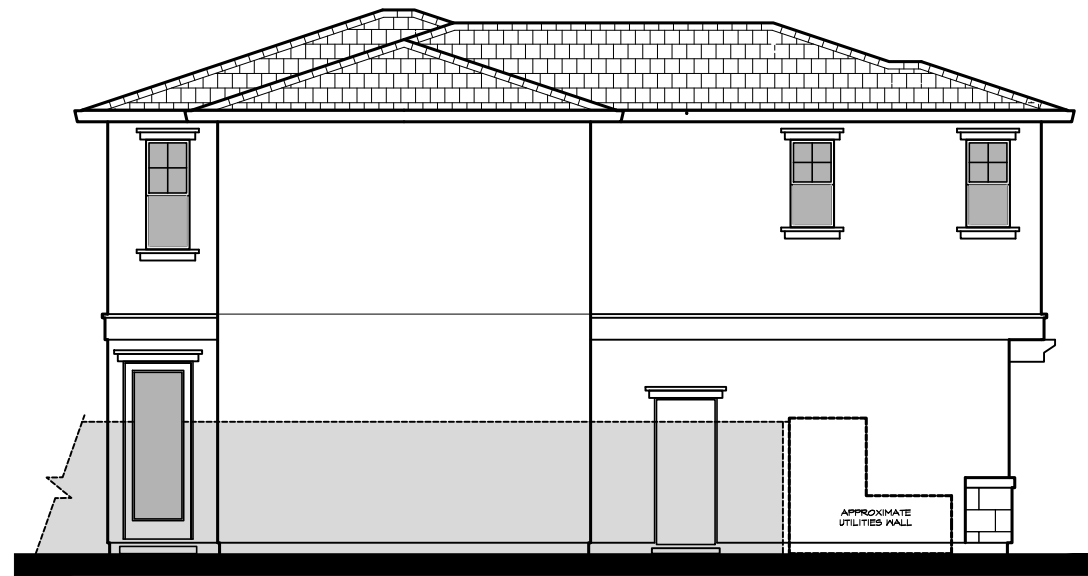
Date: May 3, 2024
Legacy Design Group, LLC.



Roof Plan 'C'



Right



Left

Plan 1

Elevation: 'C'



Rear

Sorrento Village

City of Antioch, CA.

A.D. Seeno Construction

Date: May 3, 2024
Legacy Design Group, LLC.



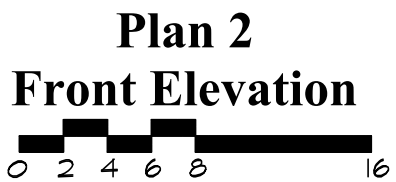
Elevation A



Elevation B

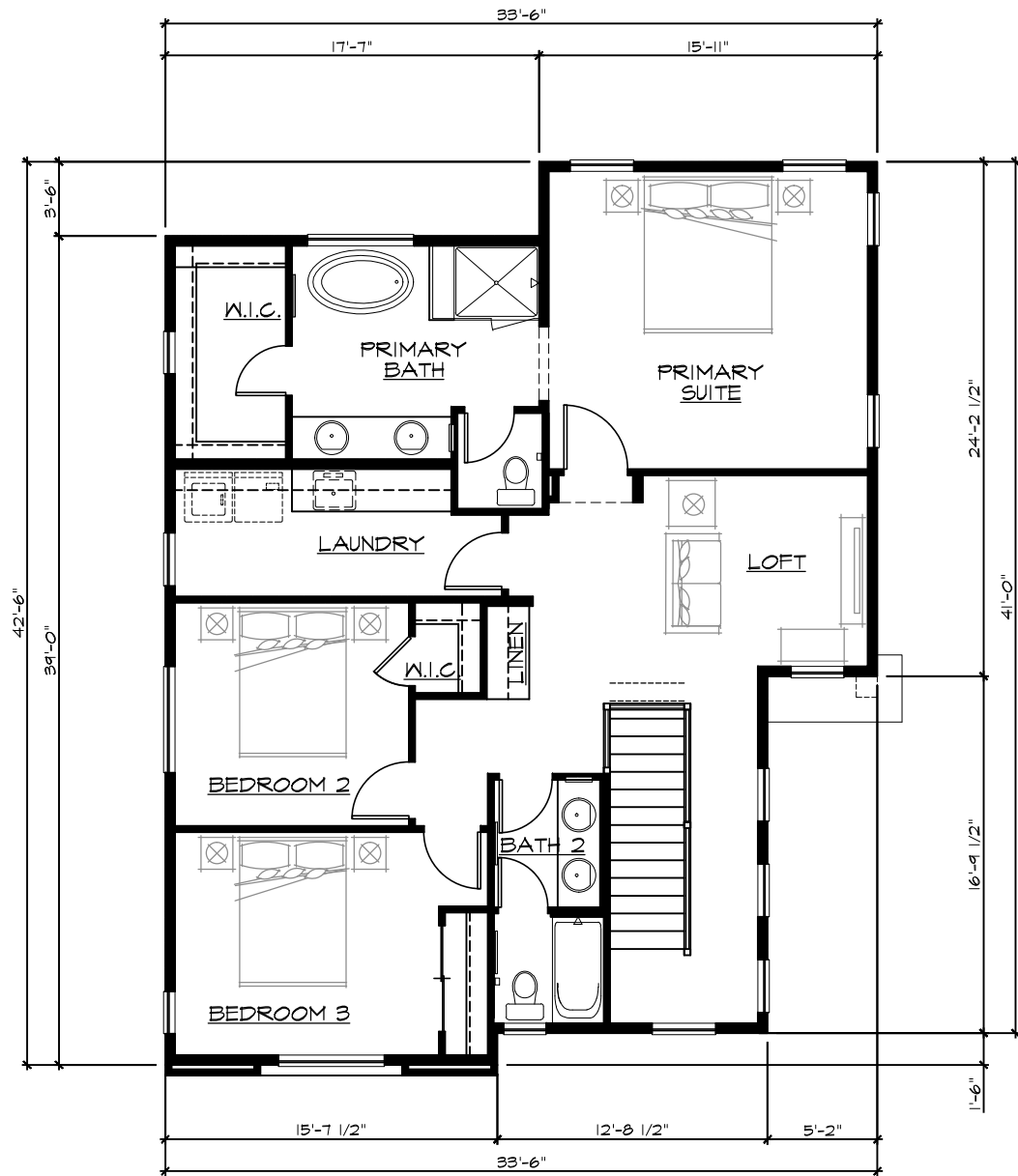


Elevation C

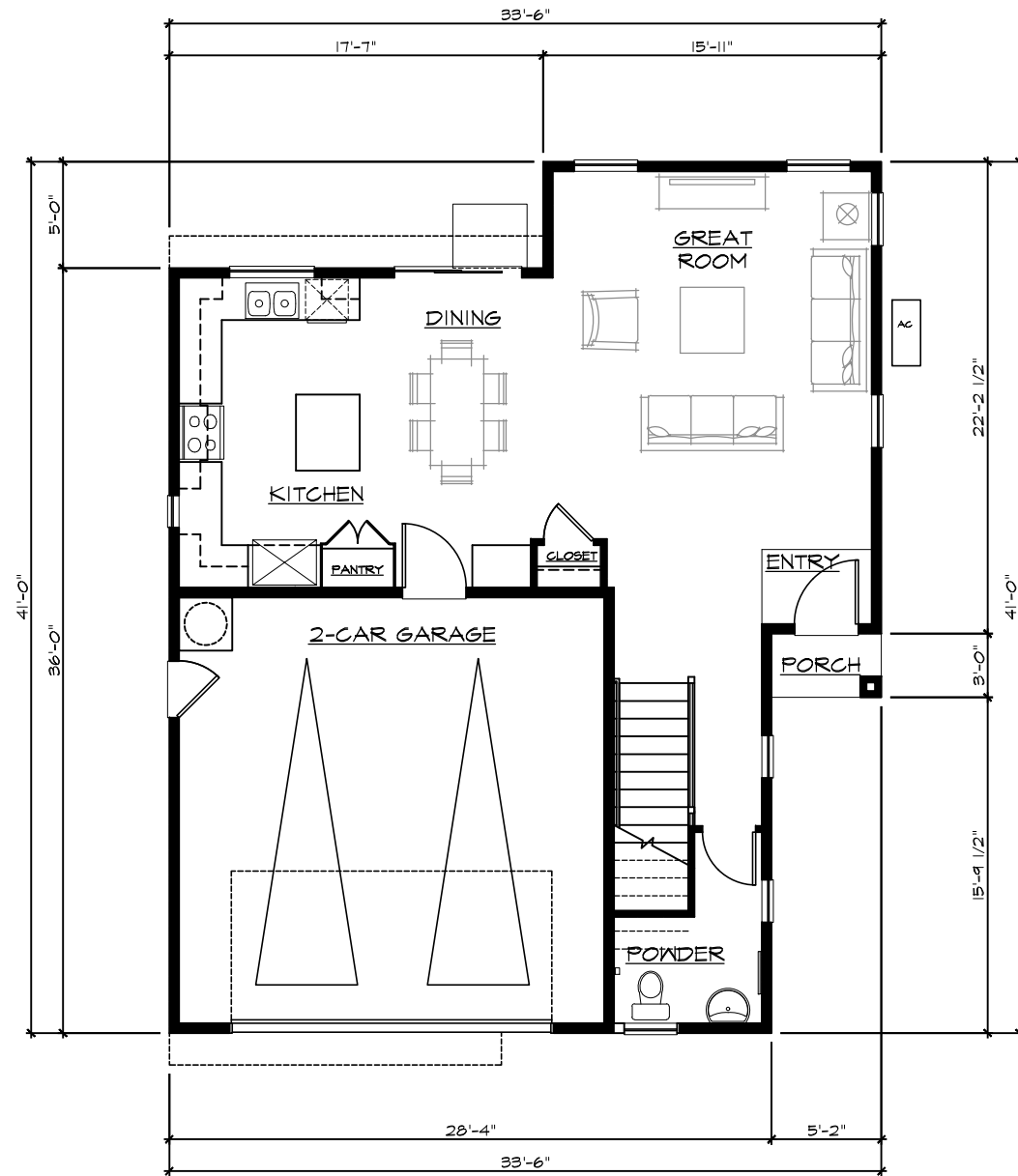


Sorrento Village
City of Antioch, CA.
A.D. Seeno Construction

Date: May 3, 2024
Legacy Design Group, LLC.



Second Floor
 FLOOR AREA: 1,215 SQ. FT.



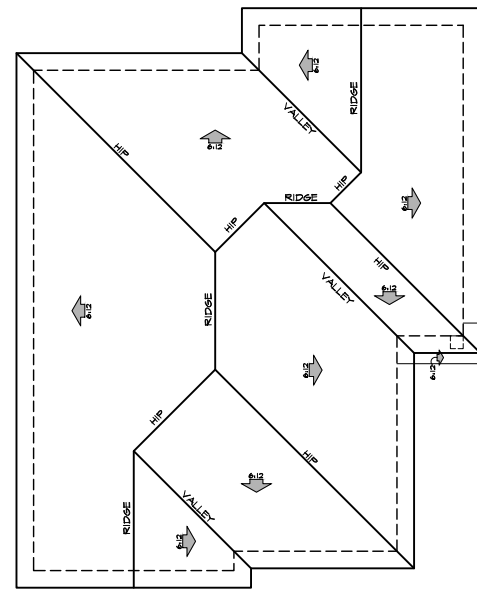
First Floor
 FLOOR AREA: 769 SQ. FT.




| SQUARE FOOTAGE | |
|--------------------|---------------|
| TOTAL LIVING AREA: | 1,984 SQ. FT. |
| GARAGE AREA: | 419 SQ. FT. |

Sorrento Village
 City of Antioch, CA.
 A.D. Seeno Construction

Date: May 3, 2024
 Legacy Design Group, LLC.



Roof Plan 'A'



Right



Left

Plan 2

Elevation: 'A'



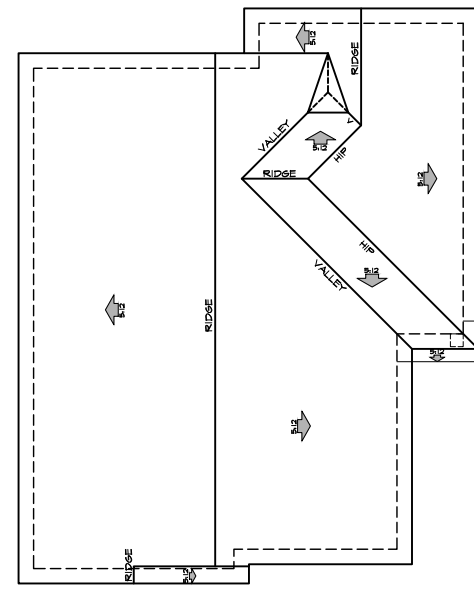
Rear

Sorrento Village

City of Antioch, CA.

A.D. Seeno Construction

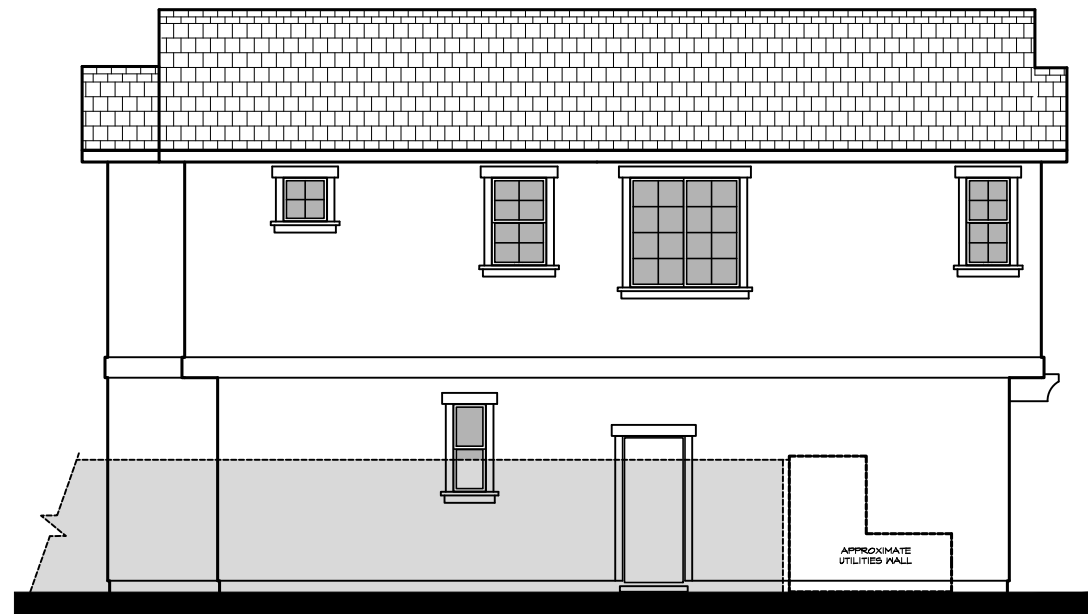
Date: May 3, 2024
Legacy Design Group, LLC.



Roof Plan 'B'
 0 2 4 6 8 16



Right



Left

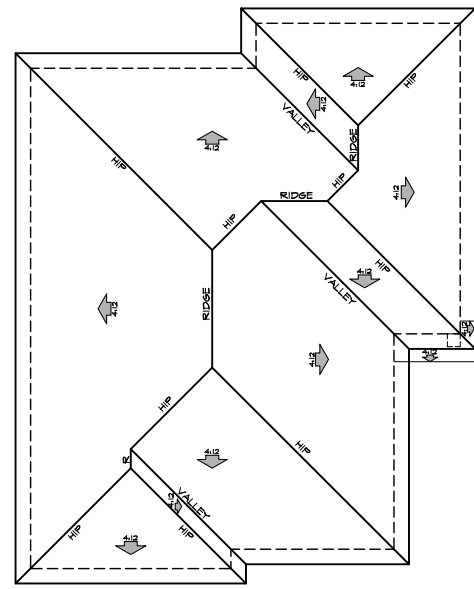
**Plan 2
 Elevation: 'B'**
 0 2 4 6 8 16




Rear

Sorrento Village
 City of Antioch, CA.
 A.D. Seeno Construction

Date: May 3, 2024
 Legacy Design Group, LLC.



Roof Plan 'C'



Right



Left

**Plan 2
Elevation: 'C'**



Rear

Sorrento Village

City of Antioch, CA.
A.D. Seeno Construction

Date: May 3, 2024
Legacy Design Group, LLC.



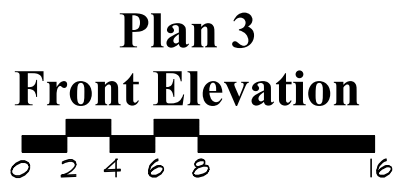
Elevation A



Elevation B



Elevation C



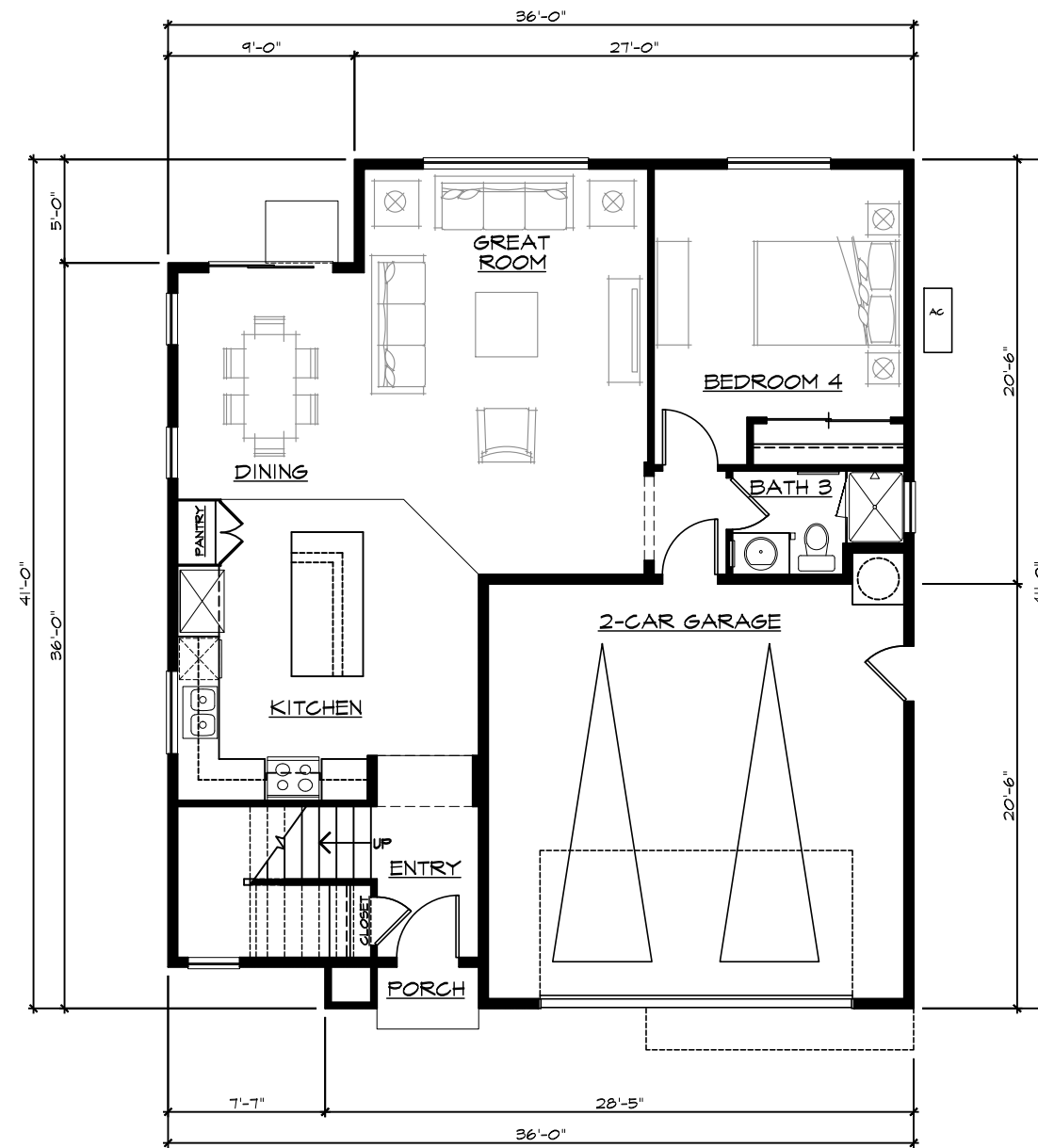
Sorrento Village

City of Antioch, CA.
A.D. Seeno Construction

Date: May 3, 2024
Legacy Design Group, LLC.



Second Floor
 FLOOR AREA: 1,289 SQ. FT.



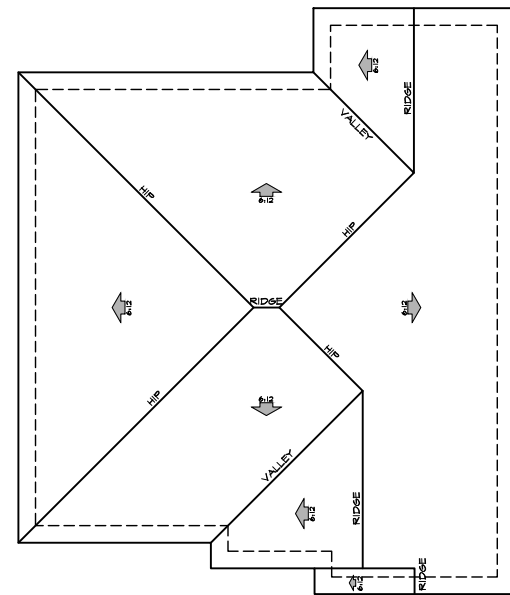
First Floor
 FLOOR AREA: 975 SQ. FT.




| SQUARE FOOTAGE | |
|--------------------|---------------|
| TOTAL LIVING AREA: | 2,264 SQ. FT. |
| GARAGE AREA: | 426 SQ. FT. |

Sorrento Village
 City of Antioch, CA.
 A.D. Seeno Construction

Date: May 3, 2024
 Legacy Design Group, LLC.



Roof Plan 'A'



Right



Left



Rear

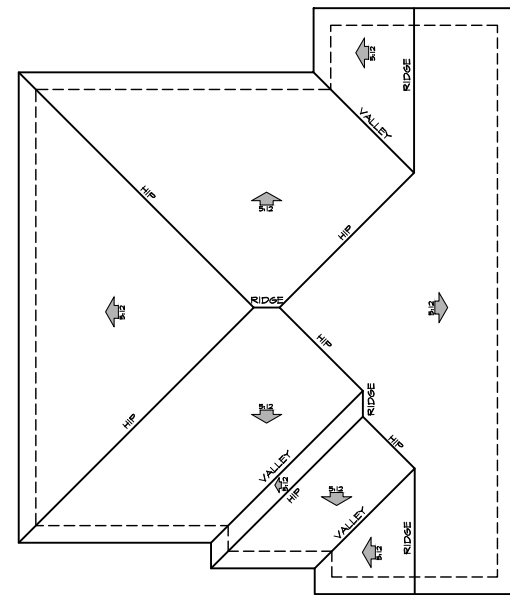
**Plan 3
Elevation: 'A'**




Sorrento Village

City of Antioch, CA.
A.D. Seeno Construction

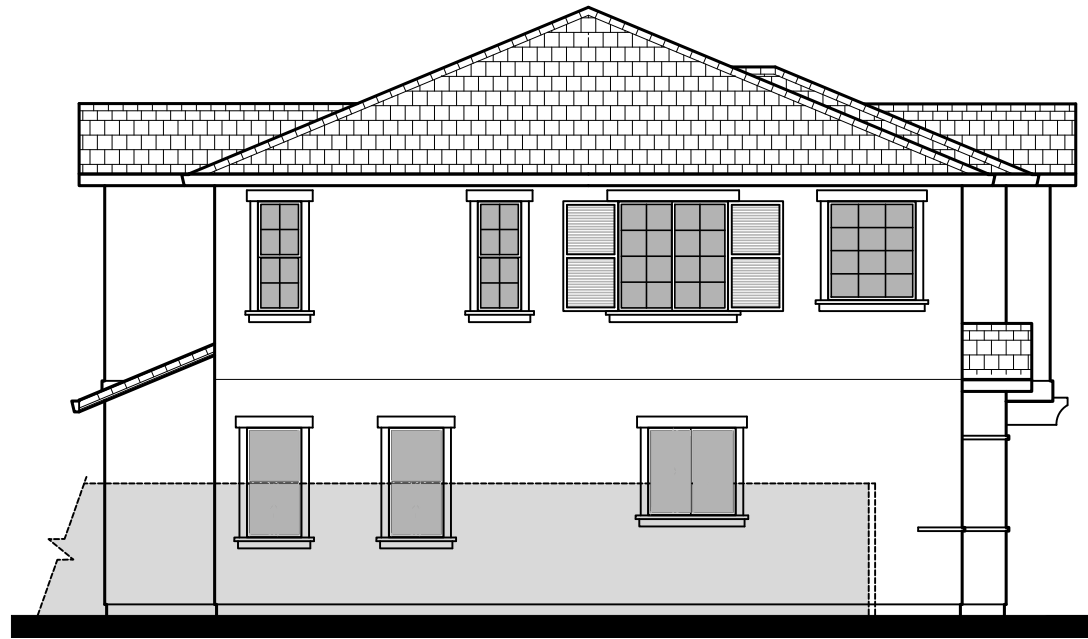
Date: May 3, 2024
Legacy Design Group, LLC.



Roof Plan 'B'



Right



Left



Rear

Plan 3

Elevation: 'B'

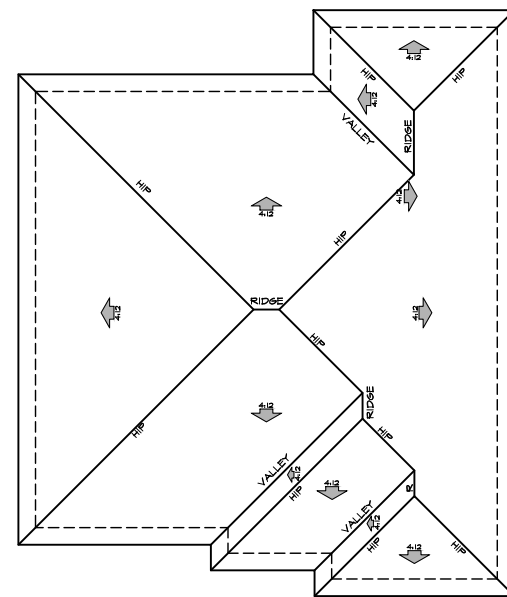


Sorrento Village

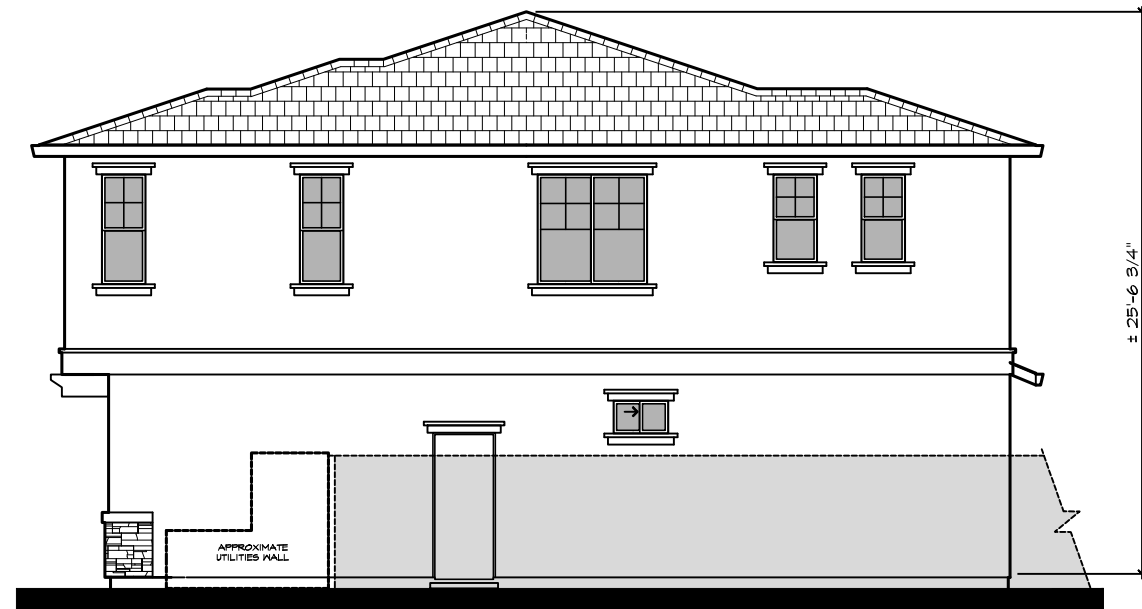
City of Antioch, CA.

A.D. Seeno Construction

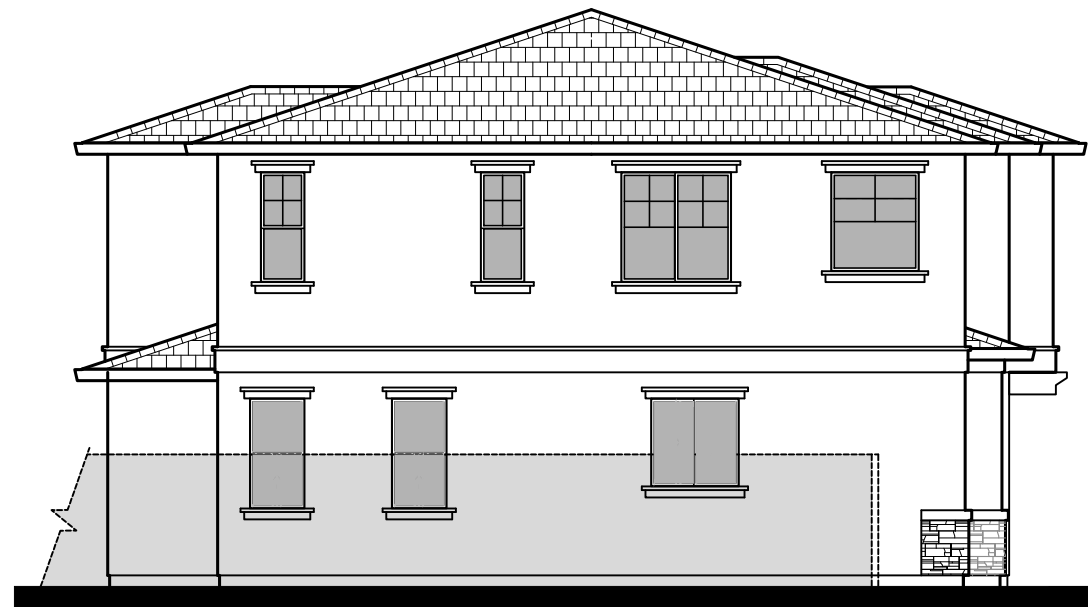
Date: May 3, 2024
Legacy Design Group, LLC.



Roof Plan 'C'



Right



Left



Rear

Plan 3

Elevation: 'C'



Sorrento Village

City of Antioch, CA.

A.D. Seeno Construction

Date: May 3, 2024
Legacy Design Group, LLC.



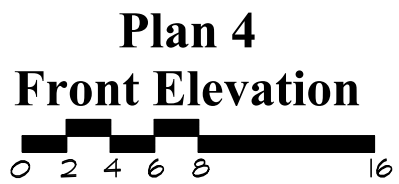
Elevation A



Elevation B



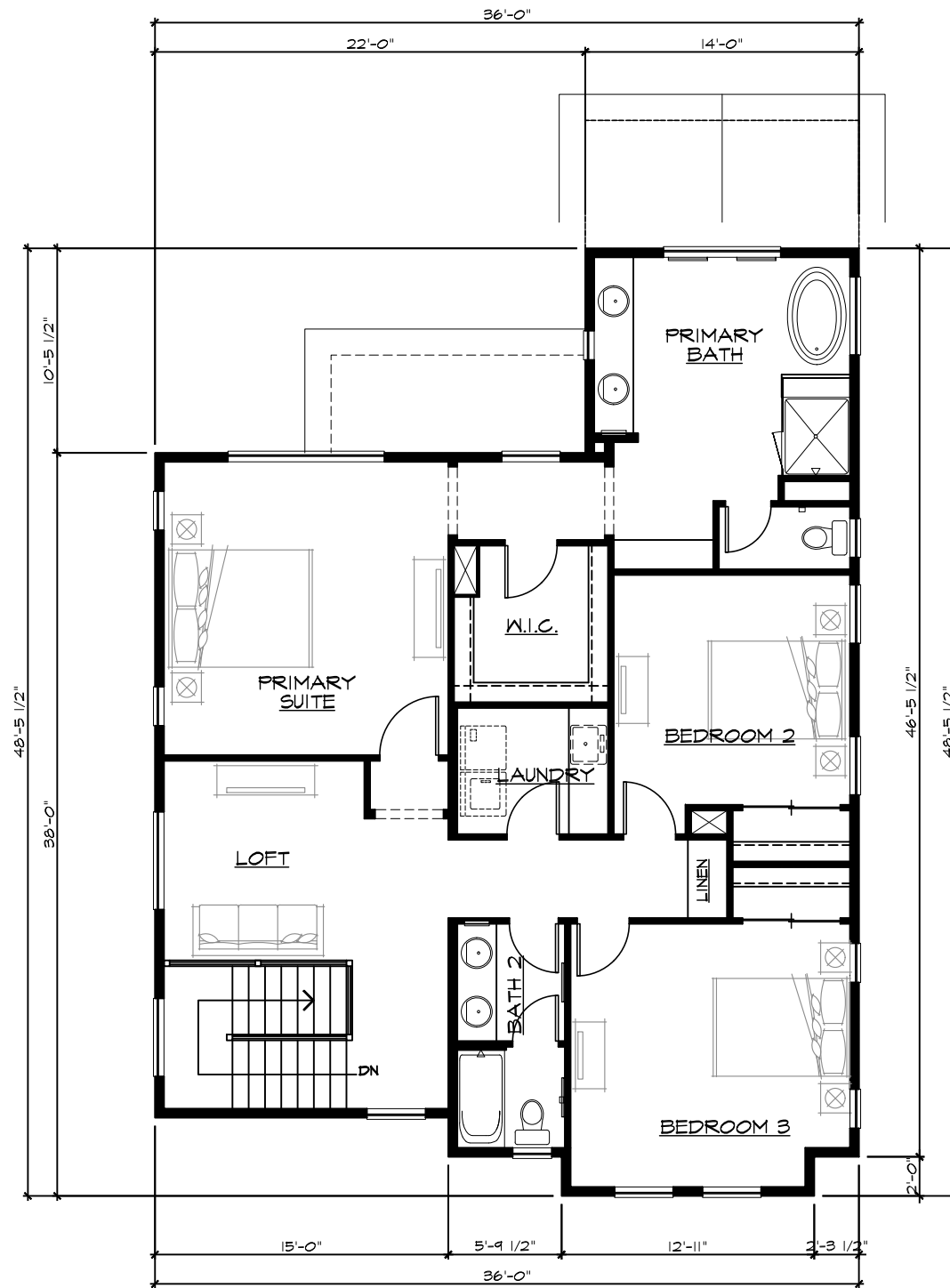
Elevation C



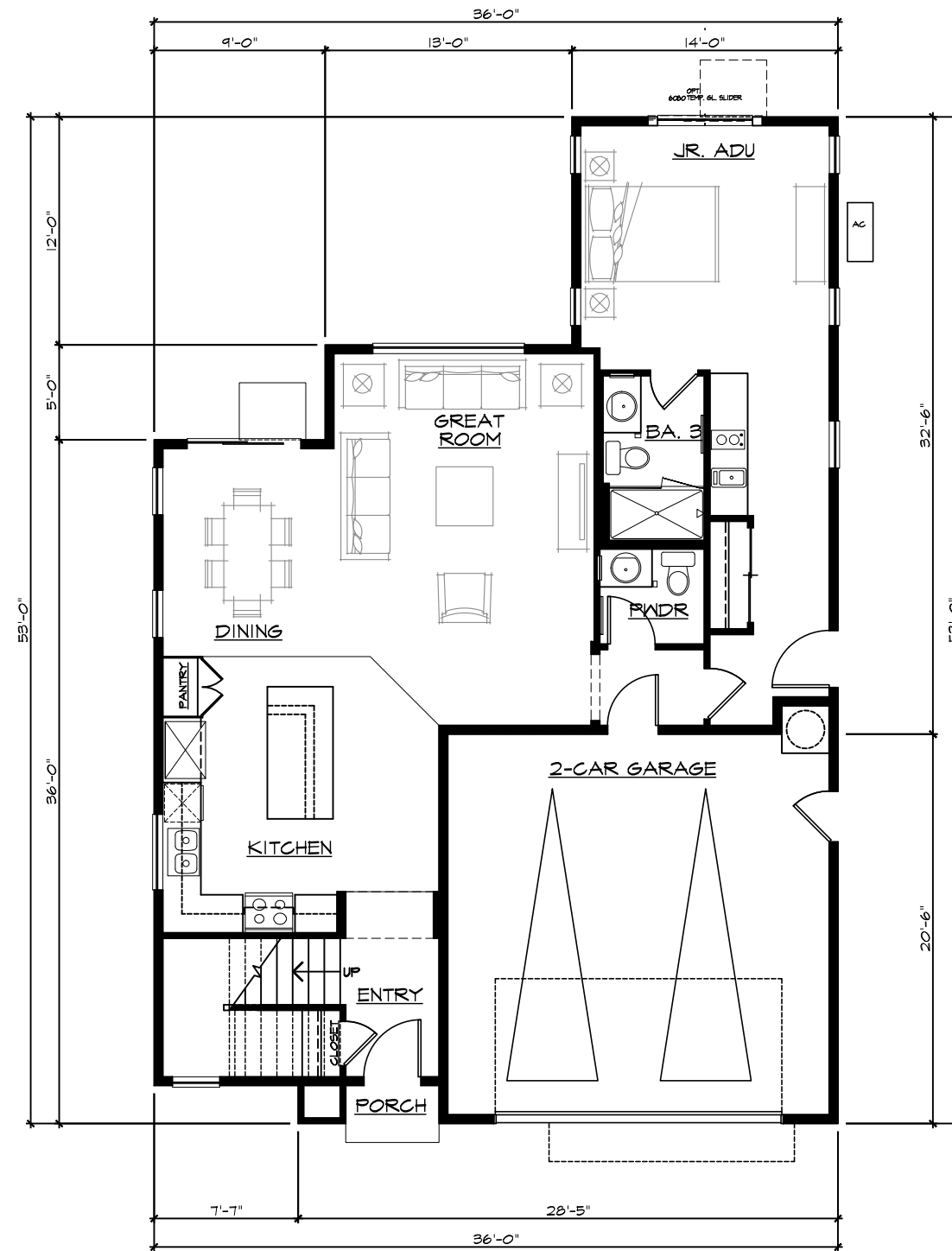
Sorrento Village

City of Antioch, CA.
A.D. Seeno Construction

Date: May 3, 2024
Legacy Design Group, LLC.



Second Floor
 FLOOR AREA: 1,370 SQ. FT.



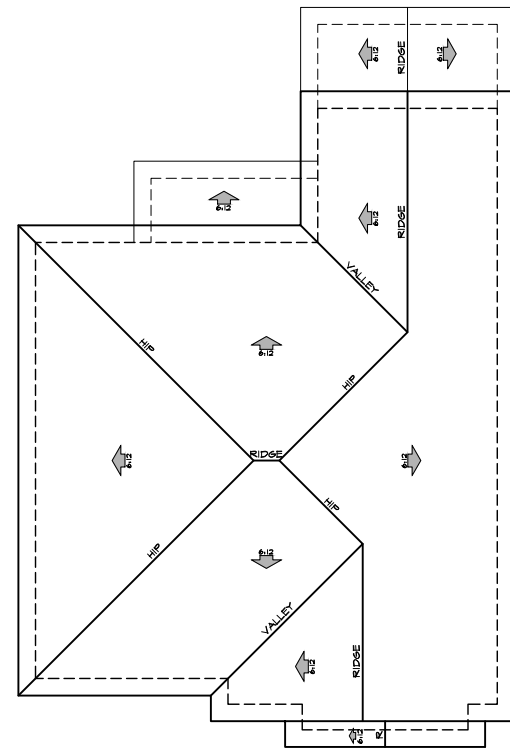
First Floor
 FLOOR AREA: 772 SQ. FT.
 JADU AREA: 371 SQ. FT.
 TOTAL AREA: 1,143 SQ. FT.



| SQUARE FOOTAGE | |
|--------------------|---------------|
| TOTAL LIVING AREA: | 2,513 SQ. FT. |
| GARAGE AREA: | 426 SQ. FT. |

Sorrento Village
 City of Antioch, CA.
 A.D. Seeno Construction

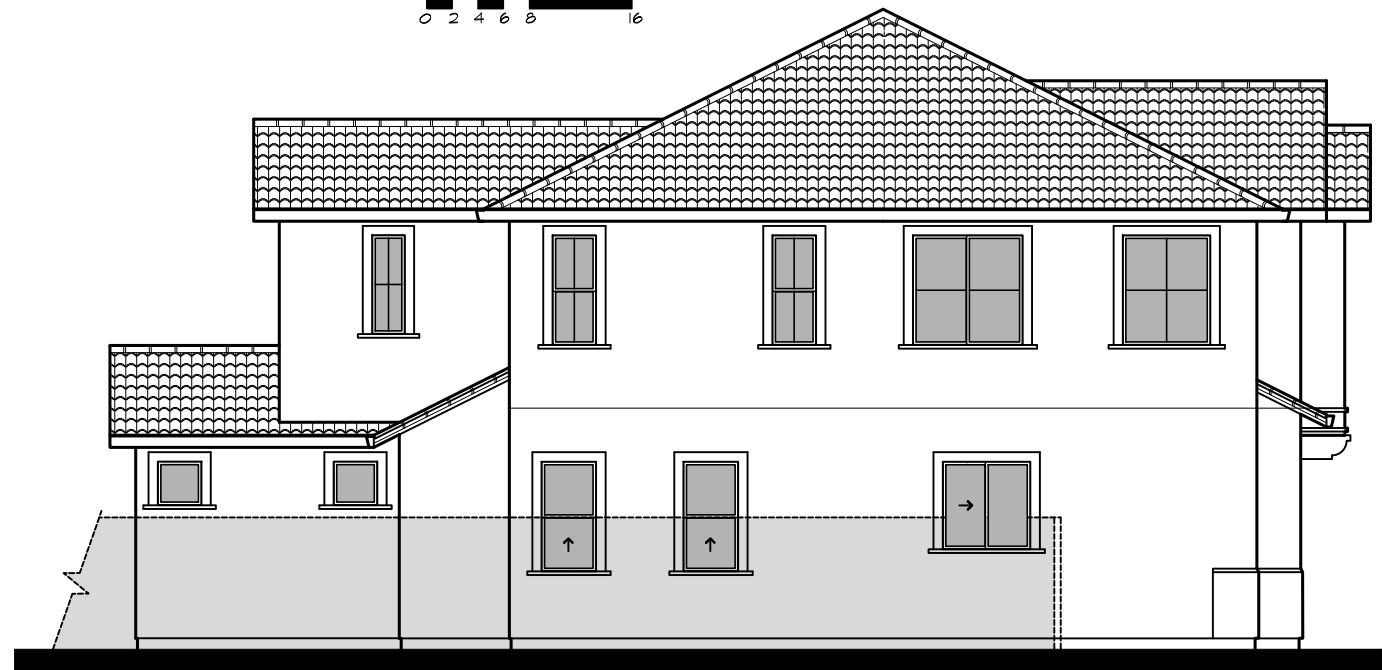
Date: May 3, 2024
 Legacy Design Group, LLC.



Roof Plan 'A'



Right



Left

Plan 4

Elevation: 'A'



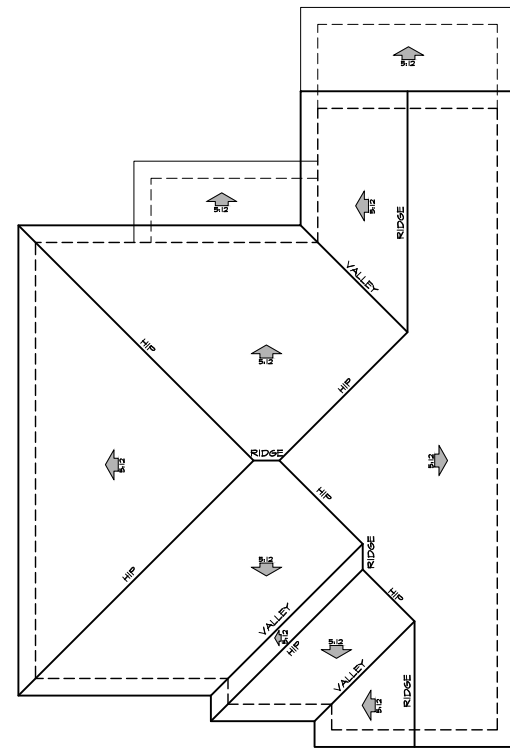
Rear

Sorrento Village

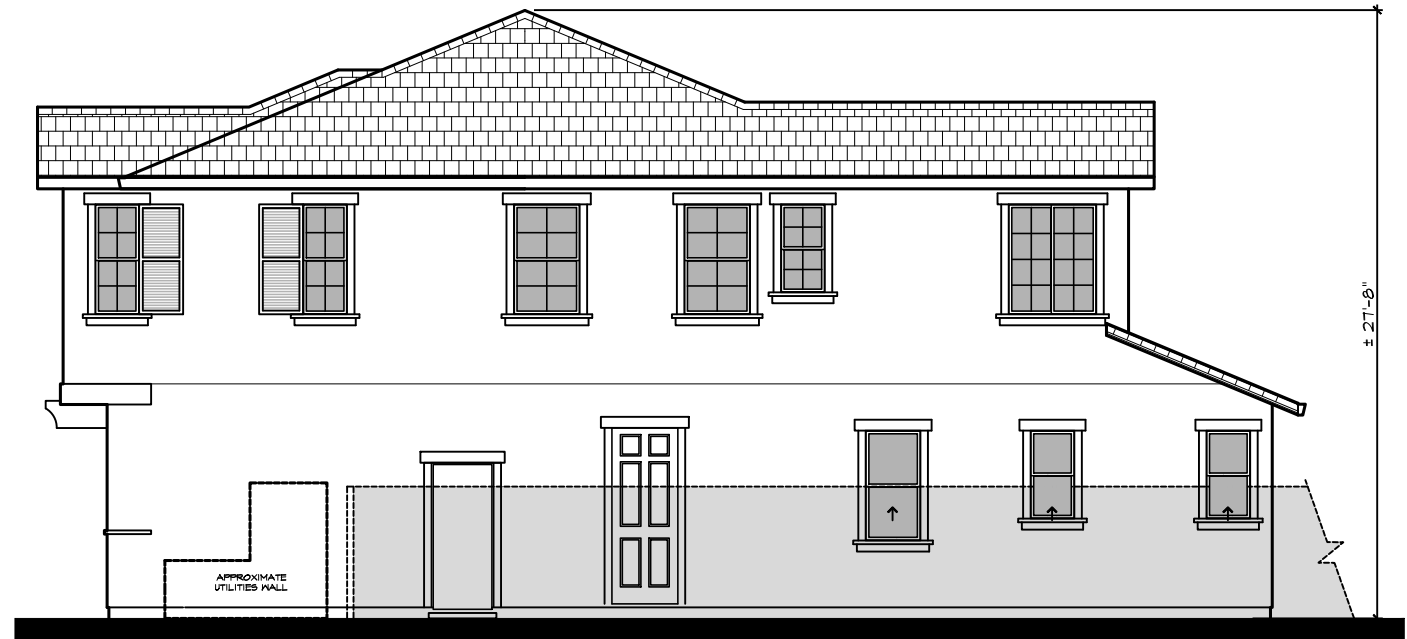

City of Antioch, CA.

A.D. Seeno Construction

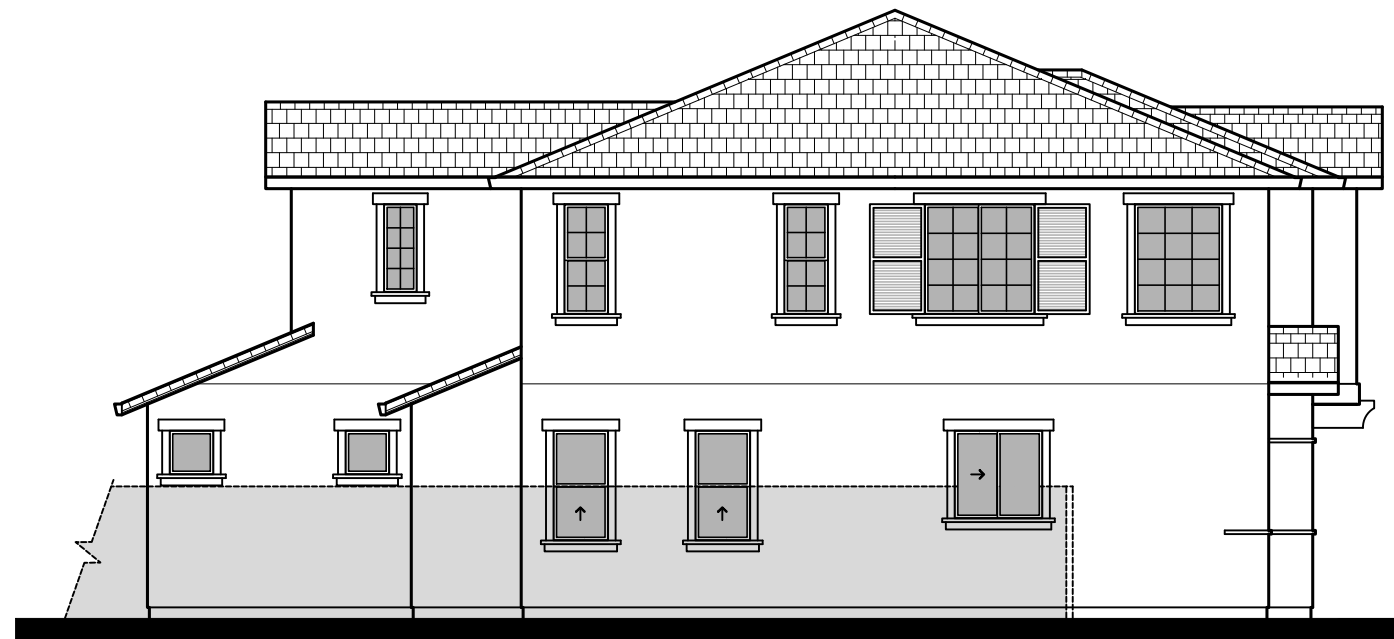
Date: May 3, 2024
Legacy Design Group, LLC.



Roof Plan 'B'



Right



Left

Plan 4

Elevation: 'B'



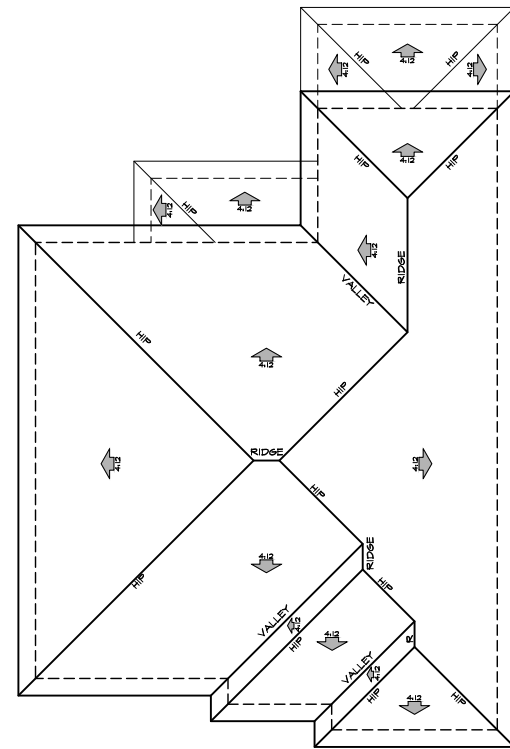
Rear

Sorrento Village

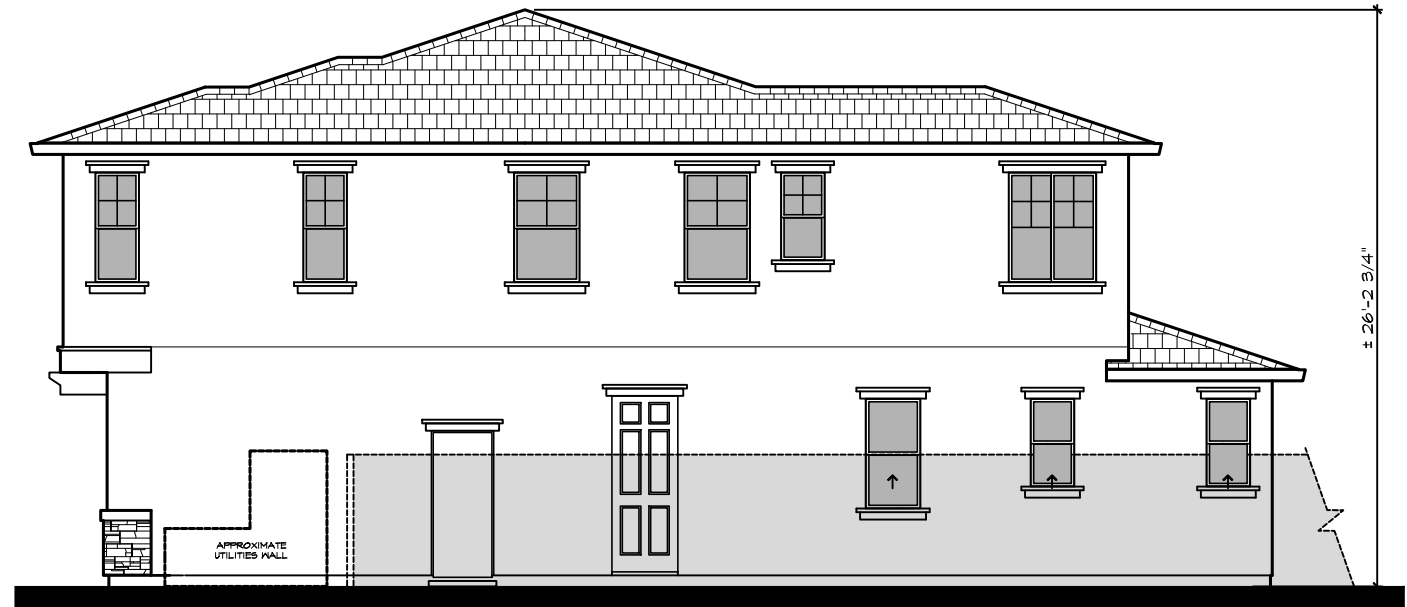

City of Antioch, CA.

A.D. Seeno Construction

Date: May 3, 2024
Legacy Design Group, LLC.



Roof Plan 'C'



Right



Left

Plan 4

Elevation: 'C'



Rear

Sorrento Village

City of Antioch, CA.

A.D. Seeno Construction

Date: May 3, 2024
Legacy Design Group, LLC.



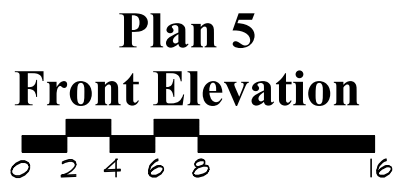
Elevation A



Elevation B

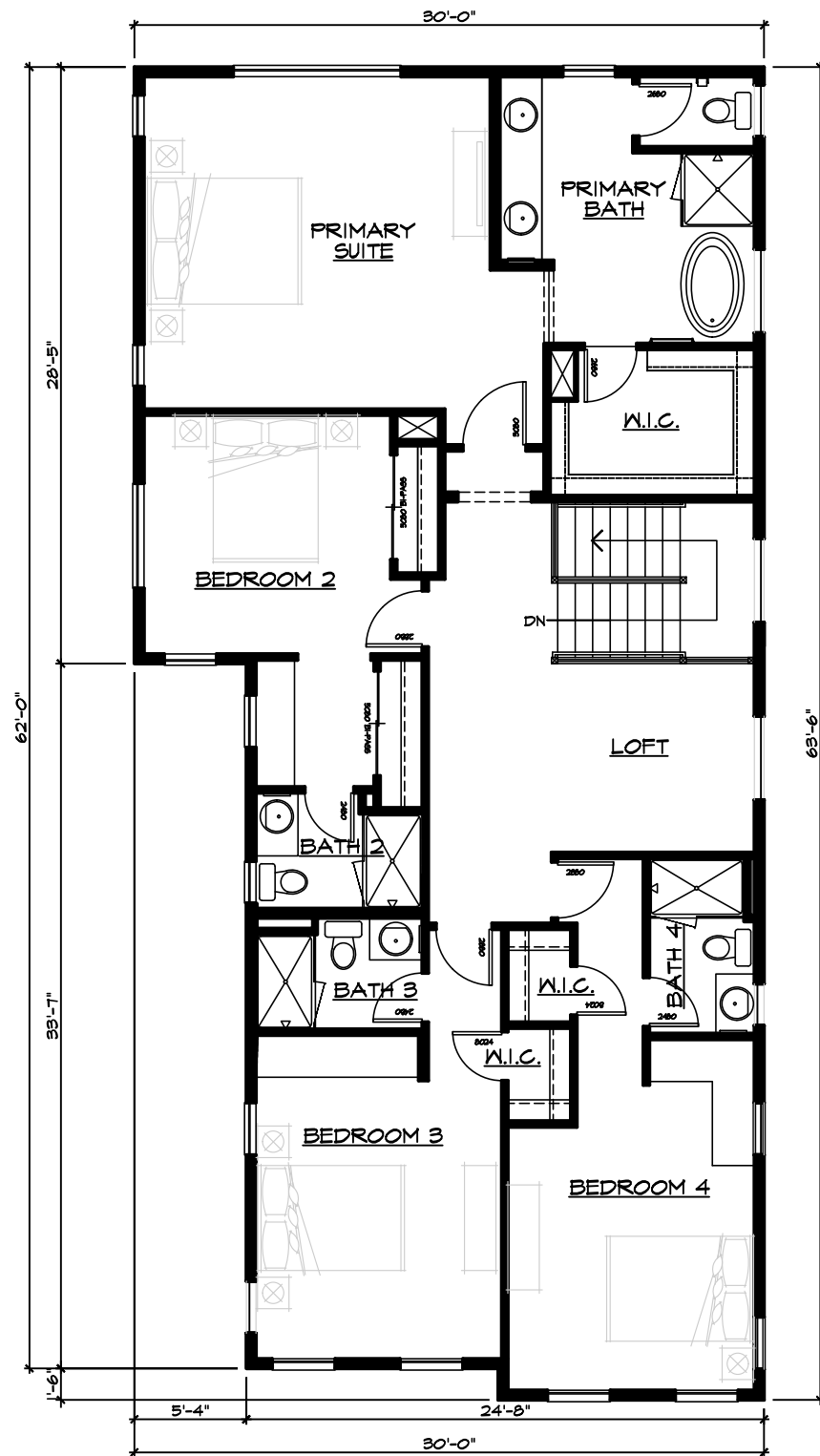


Elevation C



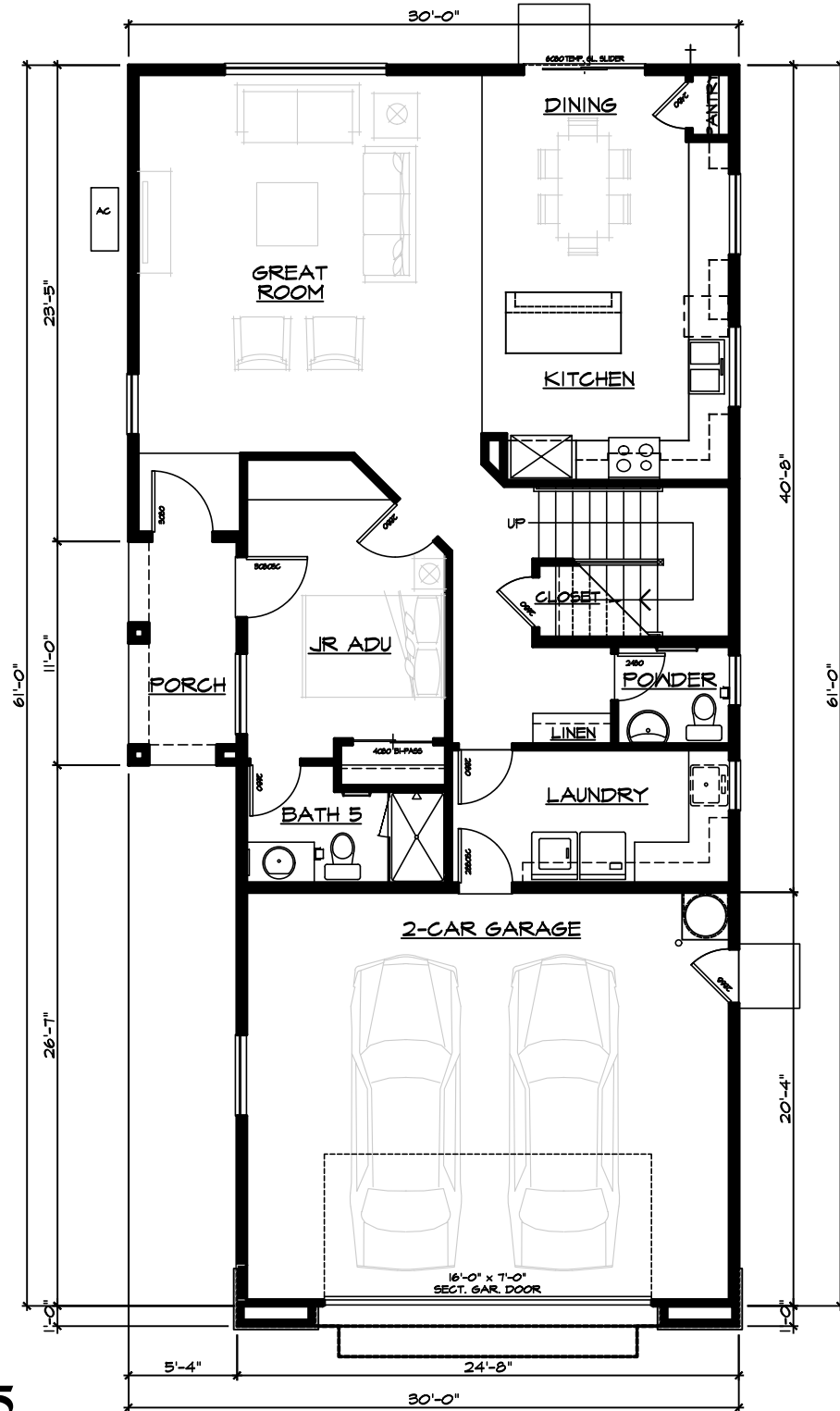
Sorrento Village
 City of Antioch, CA.
 A.D. Seeno Construction

Date: May 3, 2024
 Legacy Design Group, LLC.




Second Floor

FLOOR AREA: 1,634 SQ. FT.



First Floor

FLOOR AREA: 1,128 SQ. FT.

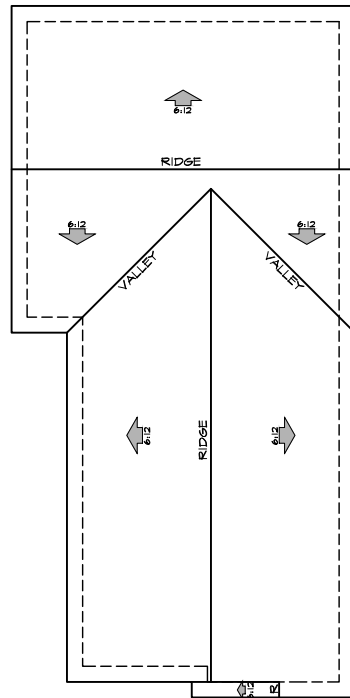


| SQUARE FOOTAGE | |
|--------------------|---------------|
| TOTAL LIVING AREA: | 2,762 SQ. FT. |
| GARAGE AREA: | 502 SQ. FT. |

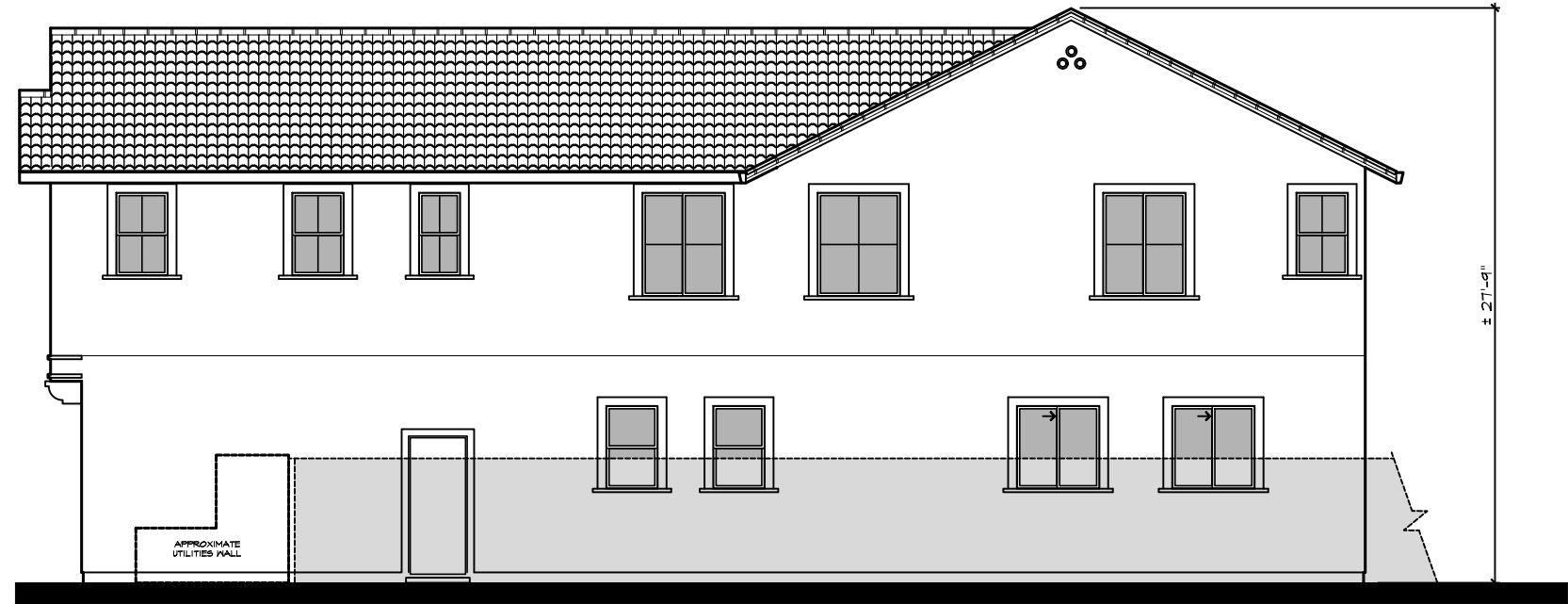
Rialto Place

City of Antioch, CA.
A.D. Seeno Construction

Date: May 3, 2024
Legacy Design Group, LLC.



Roof Plan 'A'



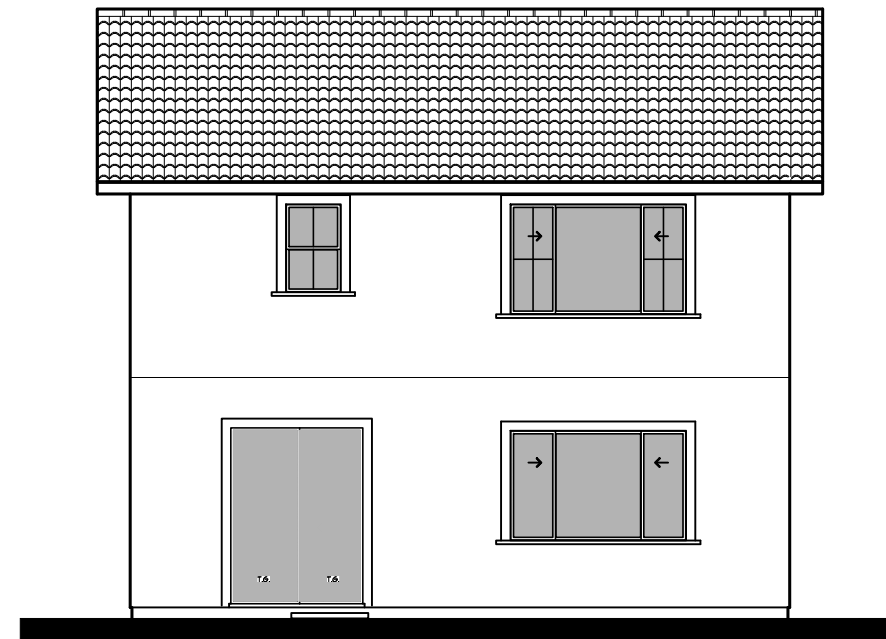
Right



Left

Plan 5

Elevation: 'A'



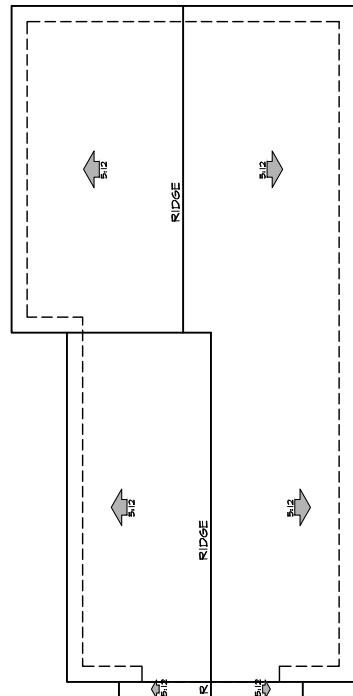
Rear

Sorrento Village

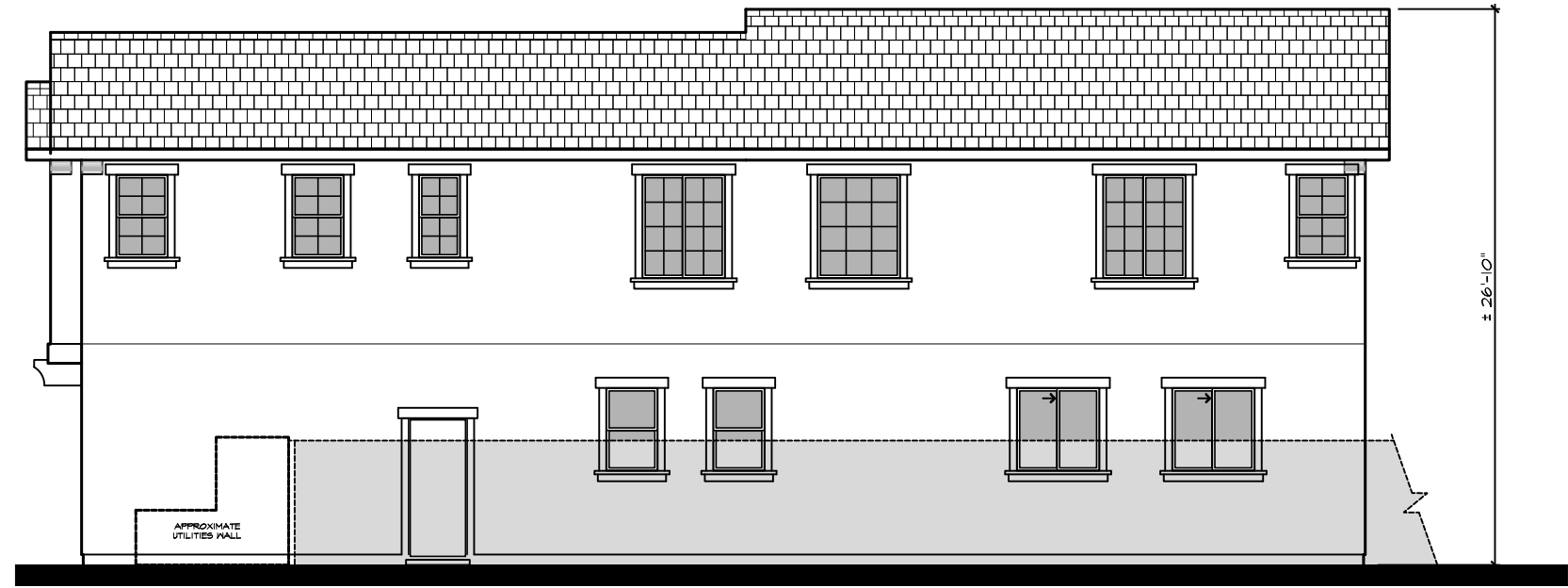
City of Antioch, CA.

A.D. Seeno Construction

Date: May 3, 2024
Legacy Design Group, LLC.



Roof Plan 'B'

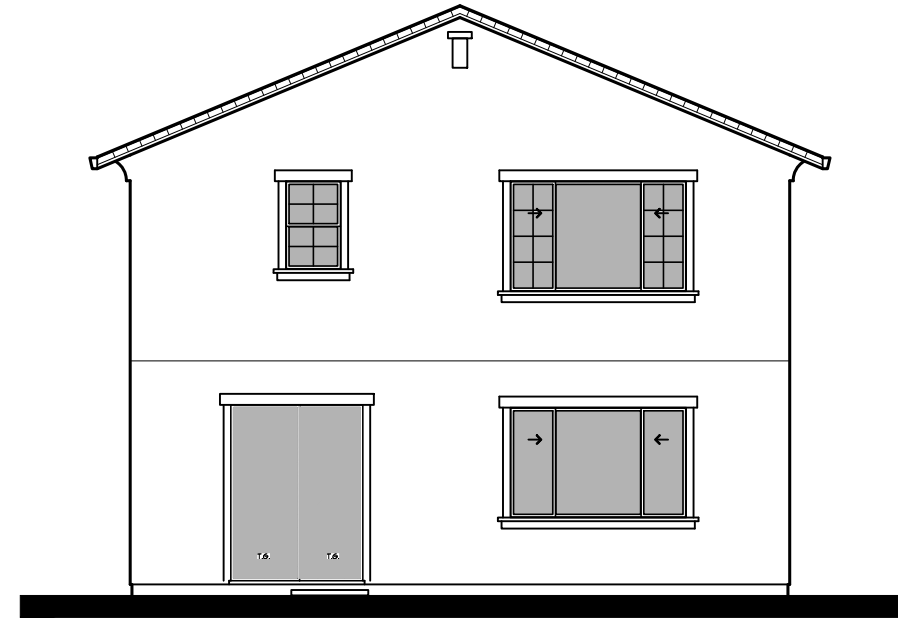


Right



Left

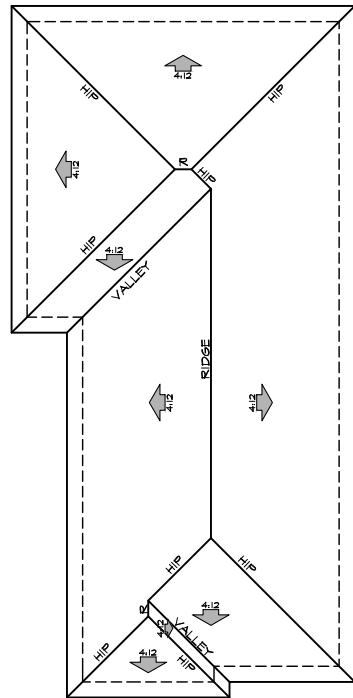
**Plan 5
Elevation: 'B'**



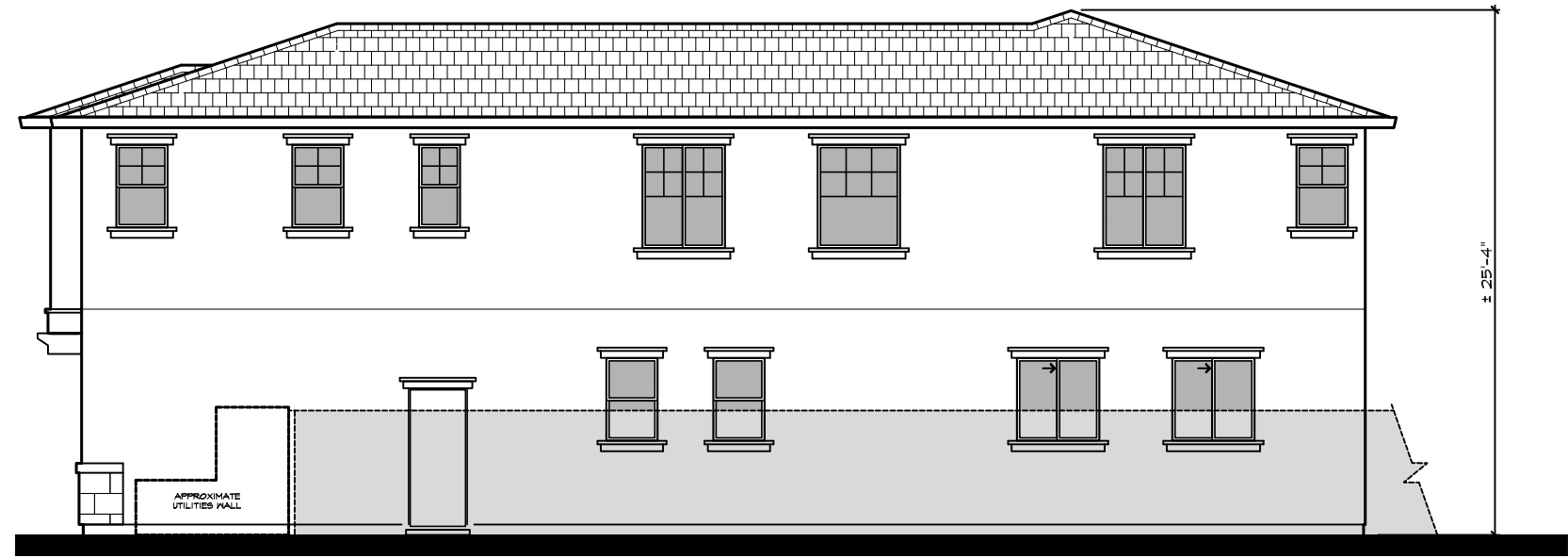
Rear

Sorrento Village
City of Antioch, CA.
A.D. Seeno Construction

Date: May 3, 2024
Legacy Design Group, LLC.



Roof Plan 'C'

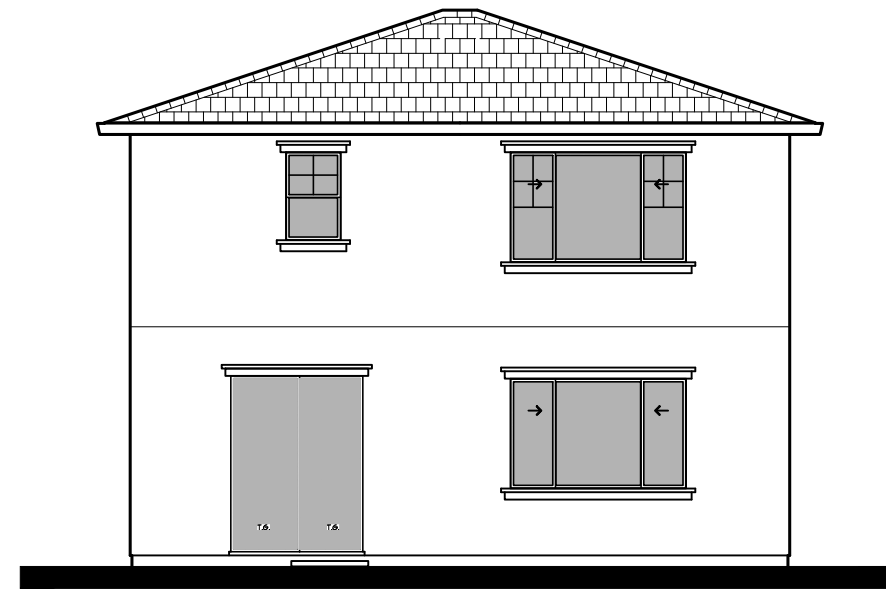


Right



Left

**Plan 5
Elevation: 'C'**

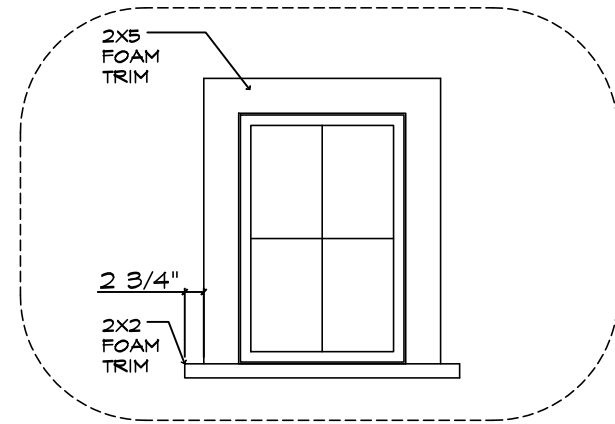


Rear

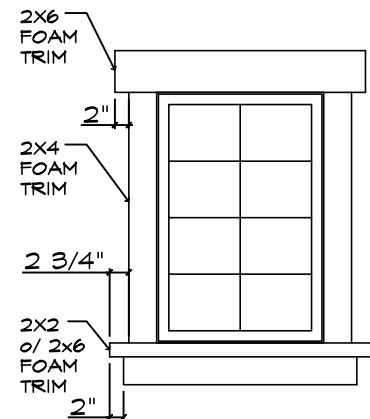
Sorrento Village

City of Antioch, CA.
A.D. Seeno Construction

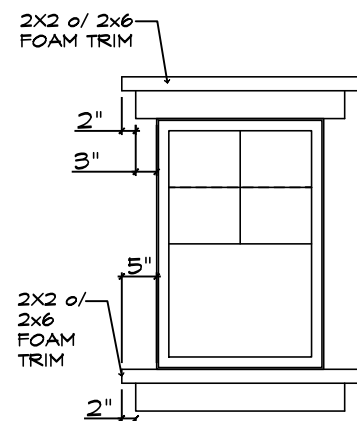
Date: May 3, 2024
Legacy Design Group, LLC.



Elevation 'A'

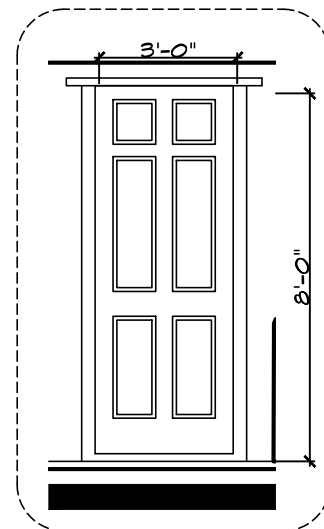


Elevation 'B'



Elevation 'C'

Trim at Windows



Entry Door Dimension



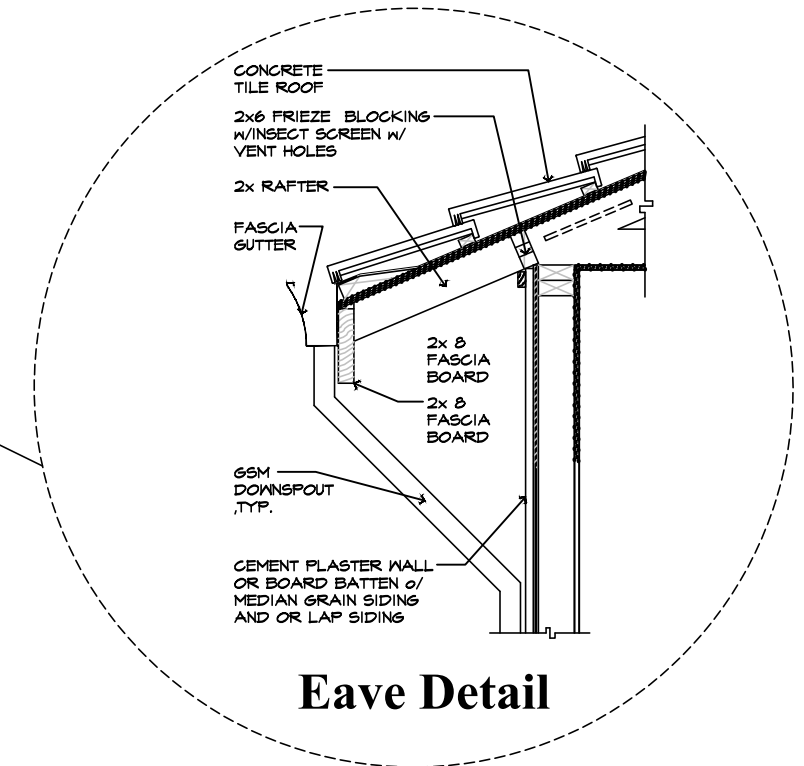
Exterior Lighting
MFG: Minka Lavery



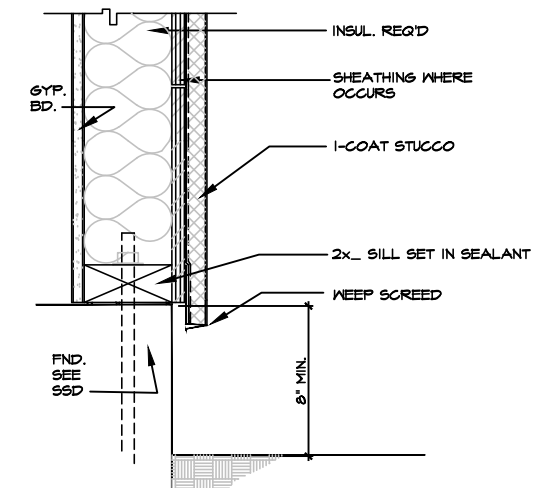
Exterior Wall Mount Address Light



Conceptual Elevation Design Elements



Eave Detail



Typical Wall Detail



Sorrento Village
City of Antioch, CA.
A.D. Seeno Construction

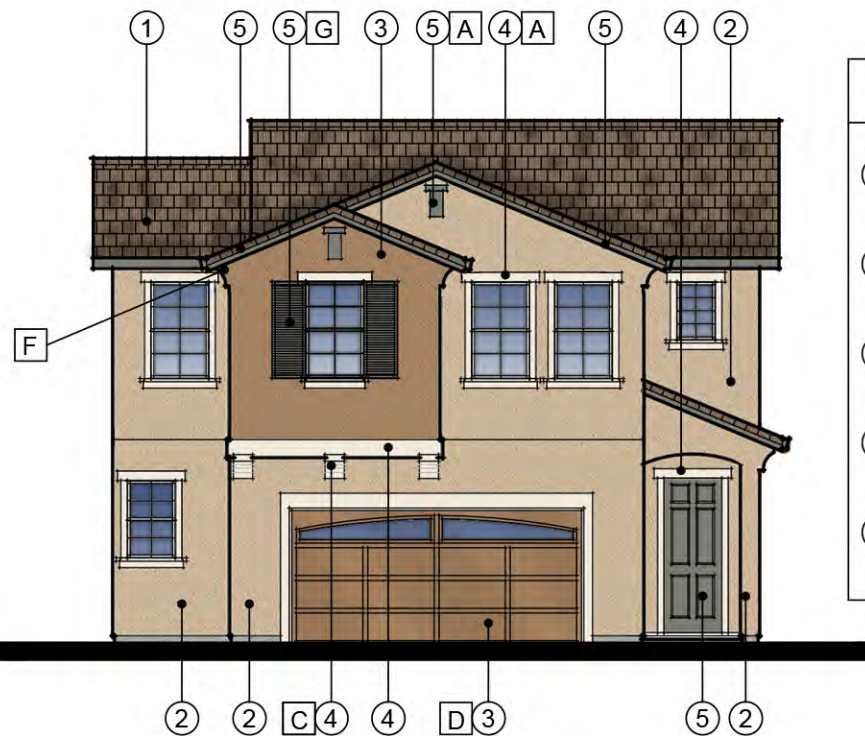
Date: May 3, 2024
Legacy Design Group, LLC.

| EXTERIOR MATERIALS | |
|--------------------|-------------------------|
| A | FOAM TRIM |
| B | MOCK TILE VENTS |
| C | FOAM CORBELS |
| D | ROLL-UP GARAGE DOOR |
| E | BUILT-UP STUCCO BASE |
| F | GABLE END FOAM ORNAMENT |
| G | MOCK WOOD SHUTTERS |



| ELEVATION A SCHEME #7 COLOR CHART | |
|-----------------------------------|---|
| ① | S ROOF TILE EAGLE ROOF 2645 SUNRISE BLEND |
| ② | STUCCO BODY 1 SHERWIN WILLIAMS SW 7012 CREAMY |
| ③ | STUCCO BODY 2 SHERWIN WILLIAMS SW 7744 ZEUS |
| ④ | TRIM SHERWIN WILLIAMS SW 7528 WINDSOR GREIGE |
| ⑤ | ACCENT SHERWIN WILLIAMS SW 6174 ANDIRON |

Front Elevation A



| ELEVATION B SCHEME #2 COLOR CHART | |
|-----------------------------------|--|
| ① | FLAT ROOF TILE EAGLE ROOF 4689 BROWN RANGE |
| ② | STUCCO BODY 1 SHERWIN WILLIAMS SW 7689 ROW HOUSE TAN |
| ③ | STUCCO BODY 2 SHERWIN WILLIAMS SW 9105 ALMOND ROCA |
| ④ | TRIM SHERWIN WILLIAMS SW 6385 DOVER WHITE |
| ⑤ | ACCENT SHERWIN WILLIAMS SW 7060 ATTITUDE GRAY |

Front Elevation B



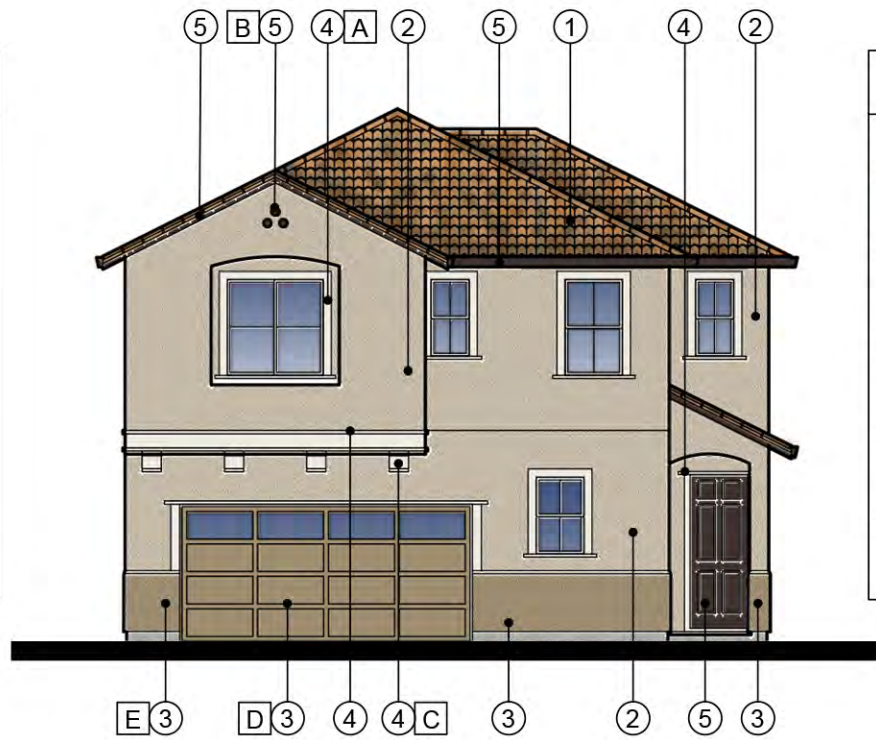
| ELEVATION C SCHEME #5 COLOR CHART | |
|-----------------------------------|---|
| ① | FLAT ROOF TILE EAGLE ROOF 5557 LIVE OAK |
| ② | STUCCO BODY 1 SHERWIN WILLIAMS SW 6235 FOGGY DAY |
| ③ | STUCCO BODY 2 SHERWIN WILLIAMS SW 2850 CHELSEA GRAY |
| ④ | TRIM SHERWIN WILLIAMS SW 7636 ORIGAMI WHITE |
| ⑤ | ACCENT SHERWIN WILLIAMS SW 6237 DARK NIGHT |
| ⑥ | STONE VENEER EL DORADO DOVE TAIL |

Front Elevation C

**Plan 1
Color Chart and Exterior Materials**

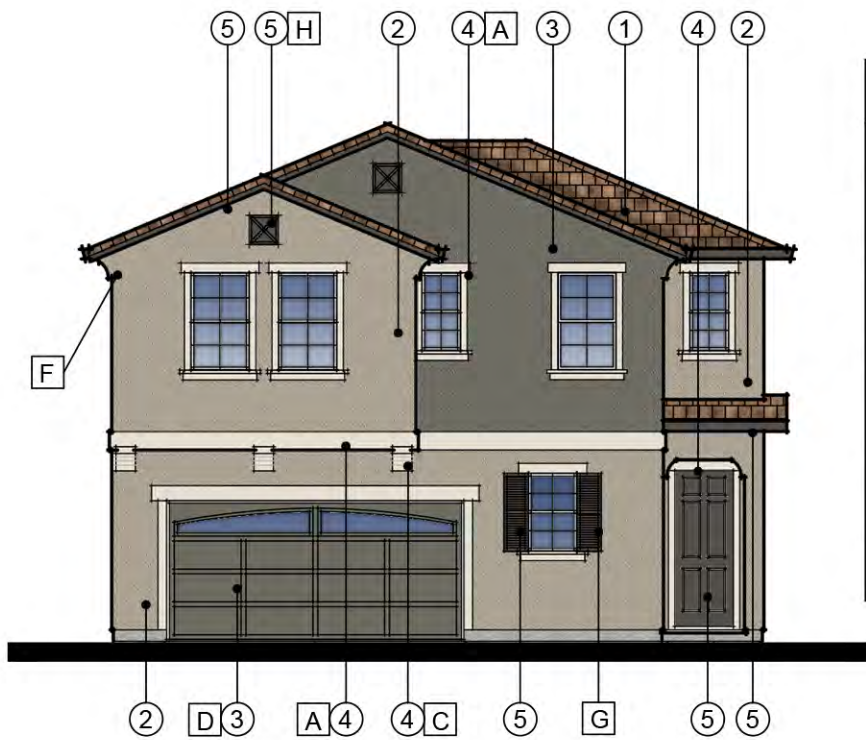
Sorrento Village
City of Antioch, CA
A.D. Seeno Construction

| EXTERIOR MATERIALS | |
|--------------------|-------------------------|
| A | FOAM TRIM |
| B | MOCK TILE VENTS |
| C | FOAM CORBELS |
| D | ROLL-UP GARAGE DOOR |
| E | BUILT-UP STUCCO BASE |
| F | GABLE END FOAM ORNAMENT |
| G | MOCK WOOD SHUTTERS |
| H | GABLE END TILE ORNAMENT |



| ELEVATION A SCHEME #8 COLOR CHART | |
|--------------------------------------|--|
| ① | S ROOF TILE EAGLE ROOF 2680 LOS PADRES BLEND |
| ② | STUCCO BODY 1 SHERWIN WILLIAMS SW 7542 NATUREL |
| ③ | STUCCO BODY 2 SHERWIN WILLIAMS SW 9123 BARRO VERDE |
| ④ | TRIM SHERWIN WILLIAMS SW 7008 ALABASTER |
| ⑤ | ACCENT SHERWIN WILLIAMS SW 6006 BLACK BEAN |

Front Elevation A



| ELEVATION B SCHEME #10 COLOR CHART | |
|---------------------------------------|---|
| ① | FLAT ROOF TILE EAGLE ROOF 4671 VILLAGE BLEND |
| ② | STUCCO BODY 1 SHERWIN WILLIAMS SW 7052 GRAY AREA |
| ③ | STUCCO BODY 2 SHERWIN WILLIAMS SW 6201 THUNDEROUS |
| ④ | TRIM SHERWIN WILLIAMS SW 7042 SHOJI WHITE |
| ⑤ | ACCENT SHERWIN WILLIAMS SW 7048 URBANE BRONZE |

Front Elevation B



| ELEVATION C SCHEME #4 COLOR CHART | |
|--------------------------------------|---|
| ① | FLAT ROOF TILE EAGLE ROOF 4689 BROWN RANGE |
| ② | STUCCO BODY 1 SHERWIN WILLIAMS SW 7622 HAMBURG GRAY |
| ③ | STUCCO BODY 2 SHERWIN WILLIAMS SW 7066 GRAY MATTERS |
| ④ | TRIM SHERWIN WILLIAMS SW 7036 ORIGAMI WHITE |
| ⑤ | ACCENT SHERWIN WILLIAMS SW 7069 IRON ORE |
| ⑥ | STONE VENEER EL DORADO DOVE TAIL |

Front Elevation C

**Plan 2
Color Chart and Exterior Materials**

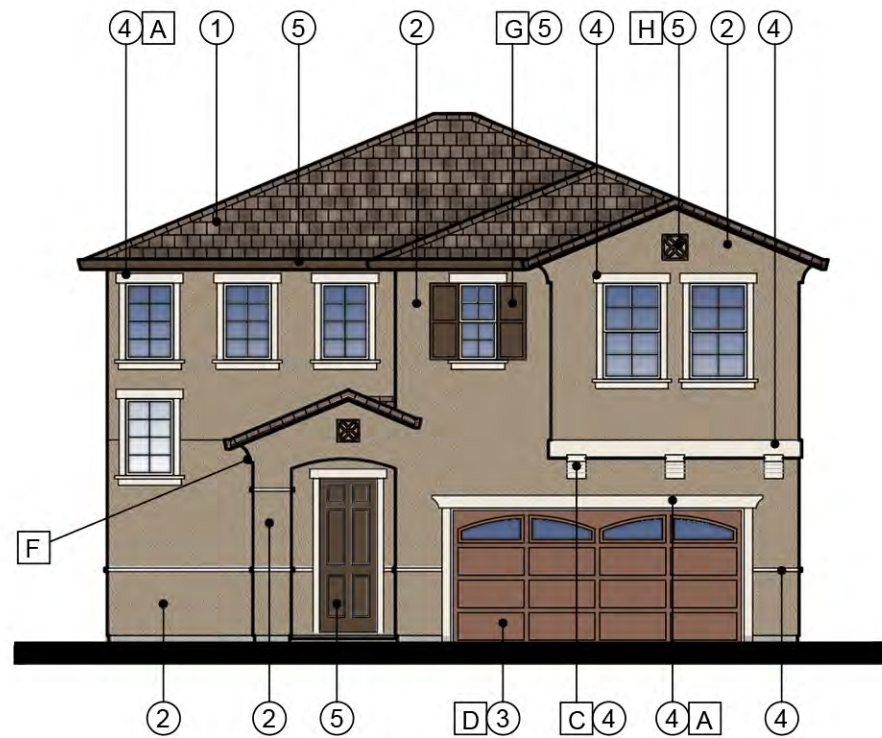
Sorrento Village
City of Antioch, CA
A.D. Seeno Construction

| EXTERIOR MATERIALS | |
|--------------------|-------------------------|
| A | FOAM TRIM |
| B | MOCK TILE VENTS |
| C | FOAM CORBELS |
| D | ROLL-UP GARAGE DOOR |
| E | BUILT-UP STUCCO BASE |
| F | GABLE END FOAM ORNAMENT |
| G | MOCK WOOD SHUTTERS |
| H | GABLE END TILE ORNAMENT |



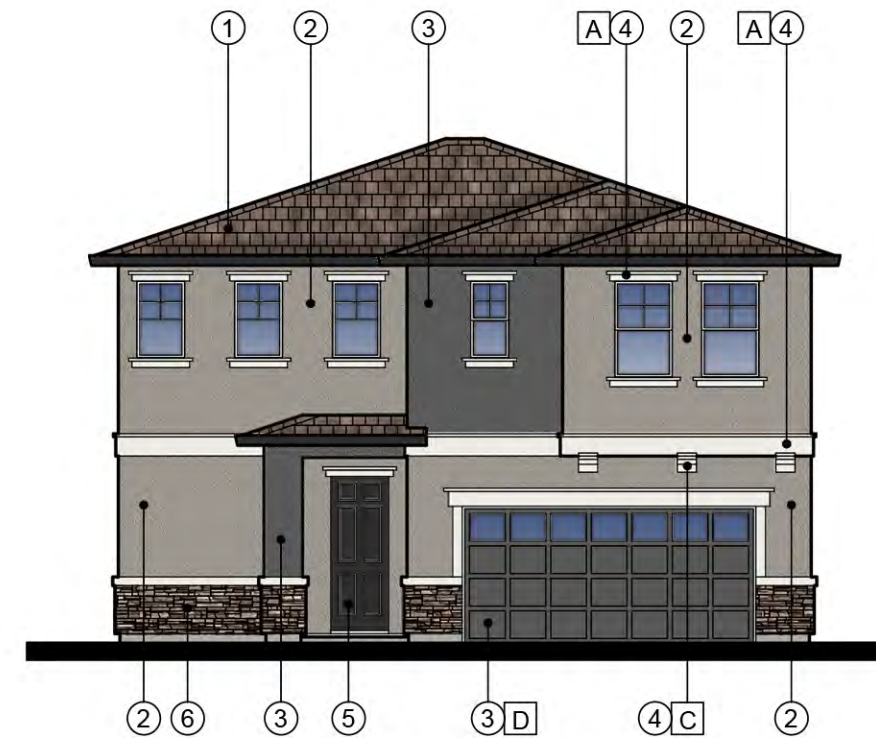
| ELEVATION A SCHEME #3 COLOR CHART | |
|-----------------------------------|---|
| ① | S ROOF TILE EAGLE ROOF 2522 TERRA COTTA FLASHED |
| ② | STUCCO BODY 1 SHERWIN WILLIAMS SW 7551 GREEK VILLA |
| ③ | STUCCO BODY 2 SHERWIN WILLIAMS SW 7037 BALANCED BEIGE |
| ④ | TRIM SHERWIN WILLIAMS SW 9174 MOTH WING |
| ⑤ | ACCENT SHERWIN WILLIAMS SW 6096 JUTE BROWN |

Front Elevation A



Front Elevation B

| ELEVATION B SCHEME #9 COLOR CHART | |
|-----------------------------------|---|
| ① | FLAT ROOF TILE EAGLE ROOF 4689 BROWN RANGE |
| ② | STUCCO BODY 1 SHERWIN WILLIAMS SW 9117 URBAN JUNGLE |
| ③ | STUCCO BODY 2 SHERWIN WILLIAMS SW 6061 TANBARK |
| ④ | TRIM SHERWIN WILLIAMS SW 7012 CREAMY |
| ⑤ | ACCENT SHERWIN WILLIAMS SW 7027 HICKORY SMOKE |



Front Elevation C

| ELEVATION C SCHEME #1 COLOR CHART | |
|-----------------------------------|---|
| ① | FLAT ROOF TILE EAGLE ROOF 4689 BROWN RANGE |
| ② | STUCCO BODY 1 SHERWIN WILLIAMS SW 9170 ACIER |
| ③ | STUCCO BODY 2 SHERWIN WILLIAMS SW 7674 PEPPERCORN |
| ④ | TRIM SHERWIN WILLIAMS SW 7005 PURE WHITE |
| ⑤ | ACCENT SHERWIN WILLIAMS SW 6258 TRICORN BLACK |
| ⑥ | STONE VENEER EL DORADO RUSTIC LEDGE - CASCADE |

**Plan 3
Color Chart and Exterior Materials**

Sorrento Village

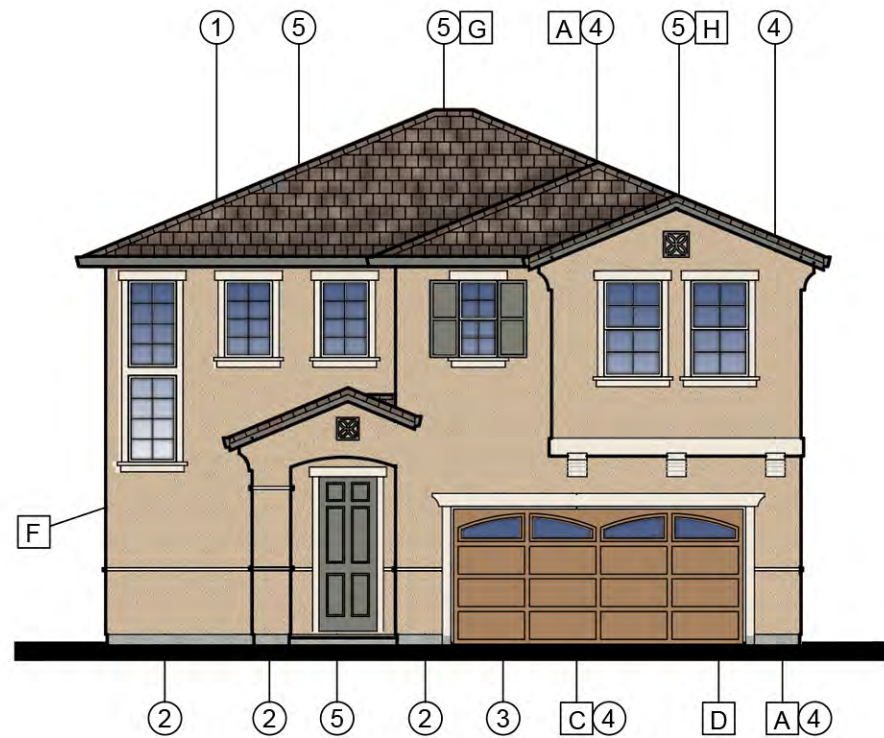
City of Antioch, CA
A.D. Seeno Construction

| EXTERIOR MATERIALS | |
|--------------------|-------------------------|
| A | FOAM TRIM |
| B | MOCK TILE VENTS |
| C | FOAM CORBELS |
| D | ROLL-UP GARAGE DOOR |
| E | BUILT-UP STUCCO BASE |
| F | GABLE END FOAM ORNAMENT |
| G | MOCK WOOD SHUTTERS |
| H | GABLE END TILE ORNAMENT |



| ELEVATION A SCHEME #7 COLOR CHART | |
|--------------------------------------|---|
| ① | S ROOF TILE EAGLE ROOF 2645 SUNRISE BLEND |
| ② | STUCCO BODY 1 SHERWIN WILLIAMS SW 7012 CREAMY |
| ③ | STUCCO BODY 2 SHERWIN WILLIAMS SW 7744 ZEUS |
| ④ | TRIM SHERWIN WILLIAMS SW 7528 WINDSOR GREIGE |
| ⑤ | ACCENT SHERWIN WILLIAMS SW 6174 ANDIRON |

Front Elevation A



Front Elevation B

| ELEVATION B SCHEME #2 COLOR CHART | |
|--------------------------------------|--|
| ① | FLAT ROOF TILE EAGLE ROOF 4689 BROWN RANGE |
| ② | STUCCO BODY 1 SHERWIN WILLIAMS SW 7689 ROW HOUSE TAN |
| ③ | STUCCO BODY 2 SHERWIN WILLIAMS SW 9105 ALMOND ROCA |
| ④ | TRIM SHERWIN WILLIAMS SW 6385 DOVER WHITE |
| ⑤ | ACCENT SHERWIN WILLIAMS SW 7060 ATTITUDE GRAY |



| ELEVATION C SCHEME #5 COLOR CHART | |
|--------------------------------------|---|
| ① | FLAT ROOF TILE EAGLE ROOF 5557 LIVE OAK |
| ② | STUCCO BODY 1 SHERWIN WILLIAMS SW 6235 FOGGY DAY |
| ③ | STUCCO BODY 2 SHERWIN WILLIAMS SW 2850 CHELSEA GRAY |
| ④ | TRIM SHERWIN WILLIAMS SW 7636 ORIGAMI WHITE |
| ⑤ | ACCENT SHERWIN WILLIAMS SW 6237 DARK NIGHT |
| ⑥ | STONE VENEER EL DORADO HILLSTONE - BERGAMO |

**Plan 4
Color Chart and Exterior Materials**

Sorrento Village

City of Antioch, CA
A.D. Seeno Construction

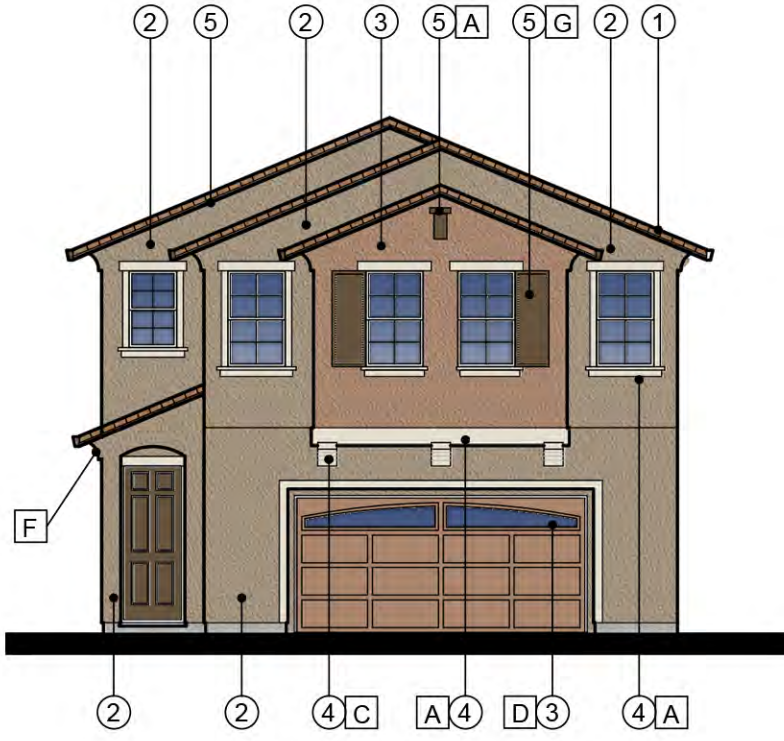
Date: May 3, 2024
Legacy Design Group, LLC.

| EXTERIOR MATERIALS | |
|--------------------|-------------------------|
| A | FOAM TRIM |
| B | MOCK TILE VENTS |
| C | FOAM CORBELS |
| D | ROLL-UP GARAGE DOOR |
| E | BUILT-UP STUCCO BASE |
| F | GABLE END FOAM ORNAMENT |
| G | MOCK WOOD SHUTTERS |
| H | GABLE END TILE ORNAMENT |



| ELEVATION A SCHEME #3 COLOR CHART | |
|--------------------------------------|---|
| ① | S ROOF TILE EAGLE ROOF 2522 TERRA COTTA FLASHED |
| ② | STUCCO BODY 1 SHERWIN WILLIAMS SW 7551 GREEK VILLA |
| ③ | STUCCO BODY 2 SHERWIN WILLIAMS SW 7037 BALANCED BEIGE |
| ④ | TRIM SHERWIN WILLIAMS SW 9174 MOTH WING |
| ⑤ | ACCENT SHERWIN WILLIAMS SW 6096 JUTE BROWN |

Front Elevation A



| ELEVATION B SCHEME #6 COLOR CHART | |
|--------------------------------------|---|
| ① | FLAT ROOF TILE EAGLE ROOF 5557 LIVE OAK |
| ② | STUCCO BODY 1 SHERWIN WILLIAMS SW 9117 URBAN JUNGLE |
| ③ | STUCCO BODY 2 SHERWIN WILLIAMS SW 7715 POTTERY URN |
| ④ | TRIM SHERWIN WILLIAMS SW 7011 NATURAL CHOICE |
| ⑤ | ACCENT SHERWIN WILLIAMS SW 6153 PROTEGE BRONZE |

Front Elevation B



| ELEVATION C SCHEME #4 COLOR CHART | |
|--------------------------------------|---|
| ① | FLAT ROOF TILE EAGLE ROOF 4689 BROWN RANGE |
| ② | STUCCO BODY 1 SHERWIN WILLIAMS SW 7622 HAMBURG GRAY |
| ③ | STUCCO BODY 2 SHERWIN WILLIAMS SW 7066 GRAY MATTERS |
| ④ | TRIM SHERWIN WILLIAMS SW 7636 ORIGAMI WHITE |
| ⑤ | ACCENT SHERWIN WILLIAMS SW 7069 IRON ORE |
| ⑥ | STONE VENEER EL DORADO DOVE TAIL |






















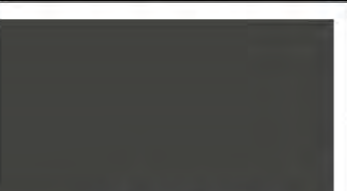








Front Elevation C

**Plan 5
Color Chart and Exterior Materials**

Sorrento Village
City of Antioch, CA
A.D. Seeno Construction

Sorrento Village

City of Antioch, CA

| | BODY 1 | BODY 2/ GARAGE DOOR | TRIM/ FASCIA BOARD | ACCENT/ENTRY DOOR/ FASCIA GUTTER | STONE (El Dorado/Cultured Stone*) | S ROOF TILE (Boral/Eagle*) | FLAT ROOF TILE (Boral/Eagle*) |
|---|---|---|--|--|---|--|---|
| 1 |  SW 9170 ACIER |  SW 7674 PEPPERCORN |  SW 7005 PURE WHITE |  SW 6258 TRICORN BLACK |  RUSTIC LEDGE - CASCADE/ CHARDONNAY COUNTRY LEDGESTONE* |  CAMINO BLEND 1VIC3163/ 2690 PEWTER BRONZE BLEND* |  CHARCOAL BROWN BLEND 1FACS1132/ 4689 BROWN RANGE* |
| 2 |  SW 7689 ROW HOUSE TAN |  SW 9105 ALMOND ROCA |  SW 6385 DOVER WHITE |  SW 7060 ATTITUDE GRAY |  MOUNTAIN LEDGE - BUCKSKIN/ CARMEL COUNTRY LEDGESTONE* |  BROWN BLEND 1VIC3233/ 2689 BROWN RANGE* |  BROWN BLEND 1FBCF3233/ 4689 BROWN RANGE* |
| 3 |  SW 7551 GREEK VILLA |  SW 7037 BALANCED BEIGE |  SW 9174 MOTH WING |  SW 6096 JUTE BROWN |  MOUNTAIN LEDGE - BITTEROOT/ BUCKS COUNTY COUNTRY LEDGESTONE* |  MARBLED TERRA COTTA 1VIC6129/ 2522 TERRA COTTA FLASHED* |  NEWPORT SUN 1FACS6953/ 4671 VILLAGE BLEND* |
| 4 |  SW 7622 HAMBURG GRAY |  SW 7066 GRAY MATTERS |  SW 7636 ORIGAMI WHITE |  SW 7069 IRON ORE |  MARQUEE 24 - DOVE TAIL HUDSON BAY COUNTRY LEDGESTONE* |  BROWN BLEND 1VIC3233/ 2689 BROWN RANGE* |  BROWN BLEND 1FBCF3233/ 4689 BROWN RANGE* |
| 5 |  SW 6235 FOGGY DAY |  SW 2850 CHELSEA GRAY |  SW 7636 ORIGAMI WHITE |  SW 6237 DARK NIGHT |  MARQUEE 24 - DOVE TAIL ASPEN DRESSED FIELDSTONE* |  DUNES TAN 1VIC50198/ 2549 SANTA PAULA* |  CEDAR BLEND 1FBCF3293/ 5557 LIVE OAK* |

The electronic picture samples may vary from actual colors and appearance.
Legacy Builders, Inc. reserves the right to substitute/delete color, styles and/or change product brand.

Color Chart Key
Paint: Sherwin-Williams or Equal
Roofing: Boral/Eagle or Equal
Stone/Brick: El Dorado/Cultured Stone or Equal

1 of 2
Date: April 26, 2024
Legacy Design Group, LLC.

Sorrento Village

City of Antioch, CA

| | BODY 1 | BODY 2/ GARAGE DOOR | TRIM/ FASCIA BOARD | ACCENT/ENTRY DOOR/ FASCIA GUTTER | STONE (El Dorado/Cultured Stone*) | S ROOF TILE (Boral/Eagle*) | FLAT ROOF TILE (Boral/Eagle*) |
|----|---|--|---|--|---|--|---|
| 6 |  SW 9117 URBAN JUNGLE |  SW 7715 POTTERY URN |  SW 7011 NATURAL CHOICE |  SW 6153 PROTEGE BRONZE |  RUSTIC LEDGE - CASCADE/ CHARDONNAY COUNTRY LEDGESTONE* |  BROWN BLEND 1VICS3233/ 2689 BROWN RANGE* |  DUNES TAN 1FBC019B/ 5557 LIVE OAK* |
| 7 |  SW 7012 CREAMY |  SW 7744 ZEUS |  SW 7528 WINDSOR GREIGE |  SW 6174 ANDIRON |  BLUFFSTONE - LA PLATA/ ASPEN COUNTRY LEDGESTONE* |  GOLDENROD 1VICS6116/ SUNRISE BLEND 2645* |  CHARCOAL BROWN BLEND 1FACS1131/ 4689 BROWN RANGE* |
| 8 |  SW 7542 NATUREL |  SW 9123 BARRO VERDE |  SW 7008 ALABASTER |  SW 6006 BLACK BEAN |  CLIFFSTONE - MESQUITE/ ECHO RIDGE COUNTRY LEDGESTONE* |  GULFSTREAM 1VICS4960/ 2680 LOS PADRES BLEND* |  NEWPORT SUN 1FACS6953/ 4671 VILLAGE BLEND* |
| 9 |  SW 9117 URBAN JUNGLE |  SW 6061 TANBARK |  SW 7012 CREAMY |  SW 7027 HICKORY SMOKE |  BLUFFSTONE - BODEGA/ BUCKS COUNTY COUNTRY LEDGESTONE* |  GULFSTREAM 1VICS4960/ 2680 LOS PADRES BLEND* |  CHARCOAL BROWN BLEND 1FACS1131/ 4689 BROWN RANGE* |
| 10 |  SW 7052 GRAY AREA |  SW 6201 THUNDEROUS |  SW 7042 SHOJI WHITE |  SW 7048 URBANE BRONZE |  FIELDLEDGE - VENETO/ BUCK COUNTY DRESSED FIELDSTONE* |  DUNES TAN 1VICS0198/ 2549 SANTA PAULA* |  NEWPORT SUN 1FACS6953/ 4671 VILLAGE BLEND* |

The electronic picture samples may vary from actual colors and appearance.
Legacy Builders, Inc. reserves the right to substitute/delete color, styles and/or change product brand.

Color Chart Key
 Paint: Sherwin-Williams or Equal
 Roofing: Boral/Eagle or Equal
 Stone/Brick: El Dorado/Cultured Stone or Equal

2 of 2
 Date: April 26, 2024
 Legacy Design Group, LLC.