

TRAIL LEGEND:

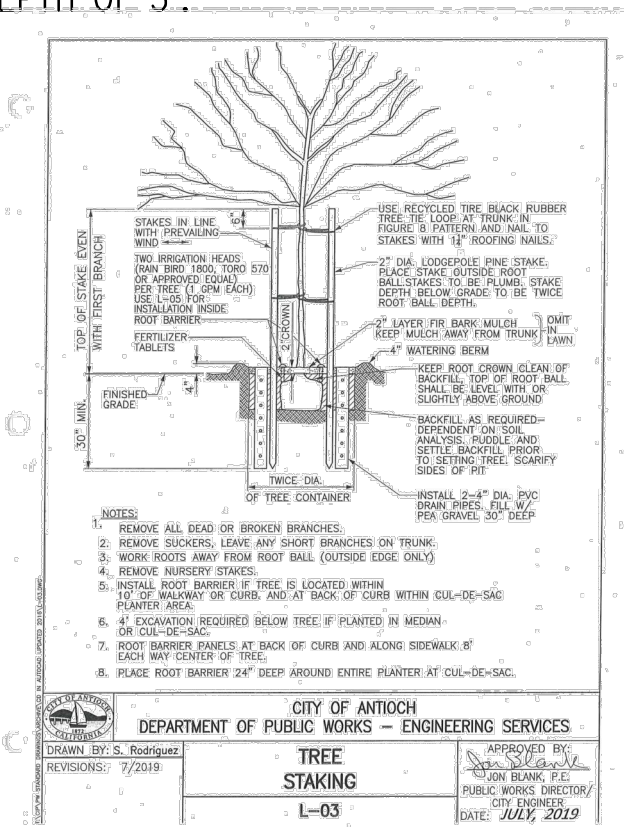
SYMBOL	TRAIL TYPE
--- (dashed black)	10'-0" AC TRAIL W/ 5'-0" STABILIZED SHOULDERS
--- (dashed orange)	10'-0" AC TRAIL W/ 2'-0" DECOMPOSED GRANITE SHOULDERS
--- (dashed green)	8'-0" SURFACE TBD
--- (dashed blue)	4'-0" NATURAL SURFACE
--- (dashed pink)	LIMIT OF PEDESTRIAN BUFFER
--- (dashed purple)	TOP OF BANK

NOTES:

1. ALL TREES SHALL BE PLANTED AND STAKED PER CITY STANDARDS.
2. TREES BE PLANTED WITHIN 3' OF HARDSCAPE ELEMENTS, SHALL HAVE A LINEAR ROOT BARRIER INSTALLED ADJACENT TO THE HARDSCAPE ELEMENT AT TIME OF TREE PLANTING.
3. LANDSCAPE AND IRRIGATION SHALL COMPLY WITH CITY'S CURRENT WATER-EFFICIENT LANDSCAPE ORDINANCE.
4. ALL PLANTING AREAS SHALL BE AUTOMATICALLY IRRIGATED PER CITY STANDARDS. USING LOW-FLOW SPRAY, BUBBLERS OR DRIP METHODS.
5. ALL PLANTING AREAS SHALL BE MULCHED TO A MINIMUM DEPTH OF 3".

TRAIL MARKER LEGEND

SYMBOL	TRAIL MARKER TYPE
⊠ (blue)	TRAIL MAP / COMMUNITY INFORMATION KIOSK - SEE DETAILS A & B, SHEET L9
■ (green)	PLANT / ANIMAL SPECIES HABITAT INFORMATION SIGN - SEE DETAIL D, SHEET L9
▶ (blue)	TRAIL DIRECTIONAL MARKER - SEE DETAIL E, SHEET L9
⊠ (red)	TRAIL MARKER - SEE DETAIL E, SHEET L9
■ (purple)	TRAIL MILE MARKER - SEE DETAIL F, SHEET L9



PRELIMINARY PROPOSED TREE PALETTE

BOTANICAL NAME	COMMON NAME	SIZE	WIDTH / HEIGHT	WATER USE
SAND CREEK ROAD TREES				
ACER RUBRUM 'OCTOBER GLORY'	RED MAPLE	24" BOX	25'/40'	MOD
GINKGO BILOBA 'FASTIGIATA'	MAIDENHAIR TREE	24" BOX	15'/50'	MOD
PISTACIA CHINENSIS	CHINESE PISTACHE	24" BOX	30'/30'	MOD
ULMUS PARVIFOLIA 'DYNASTY'	CHINESE ELM	24" BOX	40'/35'	MOD
QUERCUS LOBATA	VALLEY OAK	24" BOX	50'/50'	LOW
NEIGHBORHOOD STREET TREES				
ACER RUBRUM 'OCTOBER GLORY'	RED MAPLE	24" BOX	25'/40'	MOD
CELTIS SINENSIS	CHINESE HACKBERRY	24" BOX	40'/40'	MOD
FRAXINUS OXYCARPA 'RAYWOOD'	RAYWOOD ASH	24" BOX	30'/50'	MOD
MAGNOLIA 'LITTLE GEM'	LITTLE GEM MAGNOLIA	24" BOX	15'/25'	MOD
MAYTENUS BOARIA	MAYTEN	24" BOX	30'/50'	MOD
PYRUS CALLERYANA 'BRADFORD'	BRADFORD PEAR	24" BOX	35'/50'	MOD
PYRUS KAWAKAMII	EVERGREEN PEAR	24" BOX	30'/30'	MOD
ULMUS PARVIFOLIA 'DYNASTY'	CHINESE ELM	24" BOX	40'/35'	MOD
'ARROYO', BIO-RETENTION BASINS, OPEN AREA & PARK PARCEL TREES				
CERCIS OCCIDENTALIS	WESTERN REDBUD	24" BOX	18'/18'	LOW
GINKGO BILOBA 'FASTIGIATA'	MAIDENHAIR TREE	24" BOX	15' / 50'	MOD
LAURUS N. 'SARATOGA'	SARATOGA LAUREL	24" BOX	25' / 25'	LOW
PLATANUS A. 'BLOODGOOD'	LONDON PLANE TREE	24" BOX	30' / 60'	MOD
QUERCUS AGRIFOLIA	COAST LIVE OAK	24" BOX	50'/50'	LOW
TRISTANIA LAURINA 'ELEGANT'	ELEGANT WATER GUM	24" BOX	35'/45'	MOD

CONCEPTUAL LANDSCAPE STATEMENT

REGIONAL AND MICRO-CLIMATE CONDITIONS, SOLAR ORIENTATION AND SOIL CONDITIONS WILL BE TAKEN INTO ACCOUNT WITH REGARDS TO PLANT SELECTION AND PLACEMENT. THE PLANT PALETTE PROVIDES MANY PLANTS WITH VARYING GROWTH HABITS, PREFERENCES AND TOLERANCES, SO SELECTION OF JUST THE RIGHT PLANT SHOULD NOT BE DIFFICULT. A HIGH PERCENTAGE OF PLANTS SELECTED WILL BE DROUGHT TOLERANT AND APPROPRIATE FOR THE CLIMATE. THIS PALETTE, ALONG WITH A DRIP IRRIGATION SYSTEM WILL CONSERVE WATER WITHIN THE PROJECT.

BY SPECIFYING PLANTS WHICH REQUIRE LITTLE TO NO PRUNING, THE GREEN WASTE WILL BE REDUCED. PLANTS SELECTED WILL COMPLEMENT THE ARCHITECTURE.

ENTRYWAYS AND PICTURE WINDOWS WILL BE FRAMED BY SPECIMEN SHRUBS AND NODES WILL HAVE ACCENT PLANTINGS. PLANT SPECIES WHICH ENHANCE THE ARCHITECTURAL ELEVATIONS SHALL BE USED. A DIVERSE USE OF PLANT SPECIES WILL DISPLAY VARIOUS TEXTURES, FORMS, FOLIAGE COLOR, AND FLOWERS; WILL CREATE A BEAUTIFUL LANDSCAPE TO CONTRIBUTE AESTHETICALLY TO THE SURROUNDING NEIGHBORHOODS.

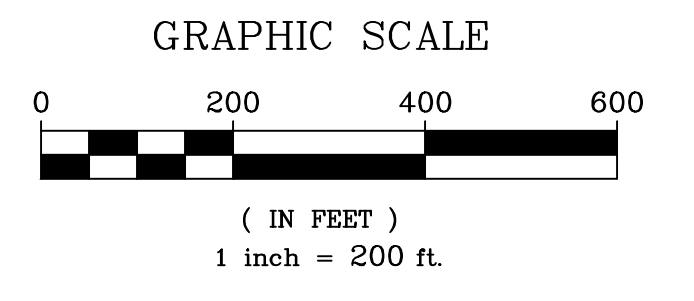

THE TREES HAVE BEEN SELECTED TO HAVE NON-INVASIVE ROOT SYSTEMS, AND PLACED WITH ADEQUATE SETBACKS TO ENSURE NO CONFLICT WITH UTILITIES AND HARDSCAPE, OR CONFLICT WITH ANY SITE LINE DISTANCES. ROOT BARRIERS WILL BE INSTALLED ON ALL TREES NEAR PAVING AND UTILITIES. WHERE FEASIBLE, TREES HAVE BEEN PLACED TO MITIGATE SOLID BUILDING SURFACES AND FENCES. TALLER SHRUBS WILL ALSO BE LOCATED AT SOLID BUILDING SURFACES AND FENCES, WHILE LOWER SHRUBS WILL BE LOCATED WHERE GROUND LEVEL WINDOWS AND ARCHITECTURAL FEATURES OCCUR, AND AT CORNERS TO MAINTAIN SITE LINE DISTANCES.


THE PROJECT FEATURES A COMMON OPEN SPACE, PARK AREAS, WATER QUALITY RETENTION PONDS AND PEDESTRIAN/BIKE CIRCULATION THAT PROVIDE OPPORTUNITIES FOR ADULTS AND CHILDREN TO TRAVERSE THROUGHOUT THE COMMUNITY. PLAY EQUIPMENT AND SEATING PROVIDE A FAMILY FRIENDLY SPACE THAT ALLOWS ITS USERS TO ENJOY THE OUTDOORS. THE TRAIL SYSTEM LINKS THE OPEN SPACES TOGETHER THROUGHOUT THE COMMUNITY. THE WATER QUALITY RETENTION PONDS PROVIDE A NATURAL HABITAT OPEN SPACE AND OUTDOOR RECREATION.

THE IRRIGATION SYSTEM WILL USE WEATHER-BASED CONTROLLERS TO CONSERVE THE USE OF WATER. SPRAY IRRIGATION WILL ONLY OCCUR AT TURF AREAS, AND SPRAY HEADS WITH LOW PRECIPITATION RATES WILL BE USED TO MINIMIZE RUNOFF, EROSION AND OVERSPRAY. THE BALANCE OF THE PLANTING AREAS WILL BE IRRIGATED USING DRIP IRRIGATION METHODS. THE TREES WILL BE ON SEPARATE VALVES AND WILL BE IRRIGATED WITH BUBBLERS. SHRUBS WILL BE HYDROZONED ACCORDING TO THEIR WATER REQUIREMENTS AND MICROCLIMATES.

FENCE LEGEND

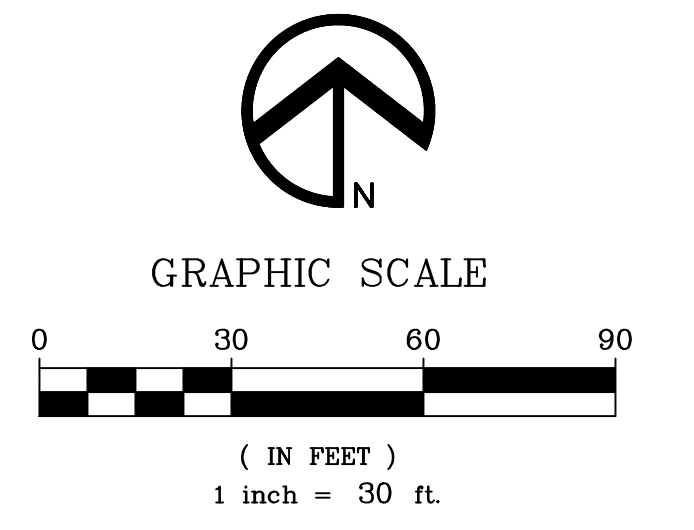
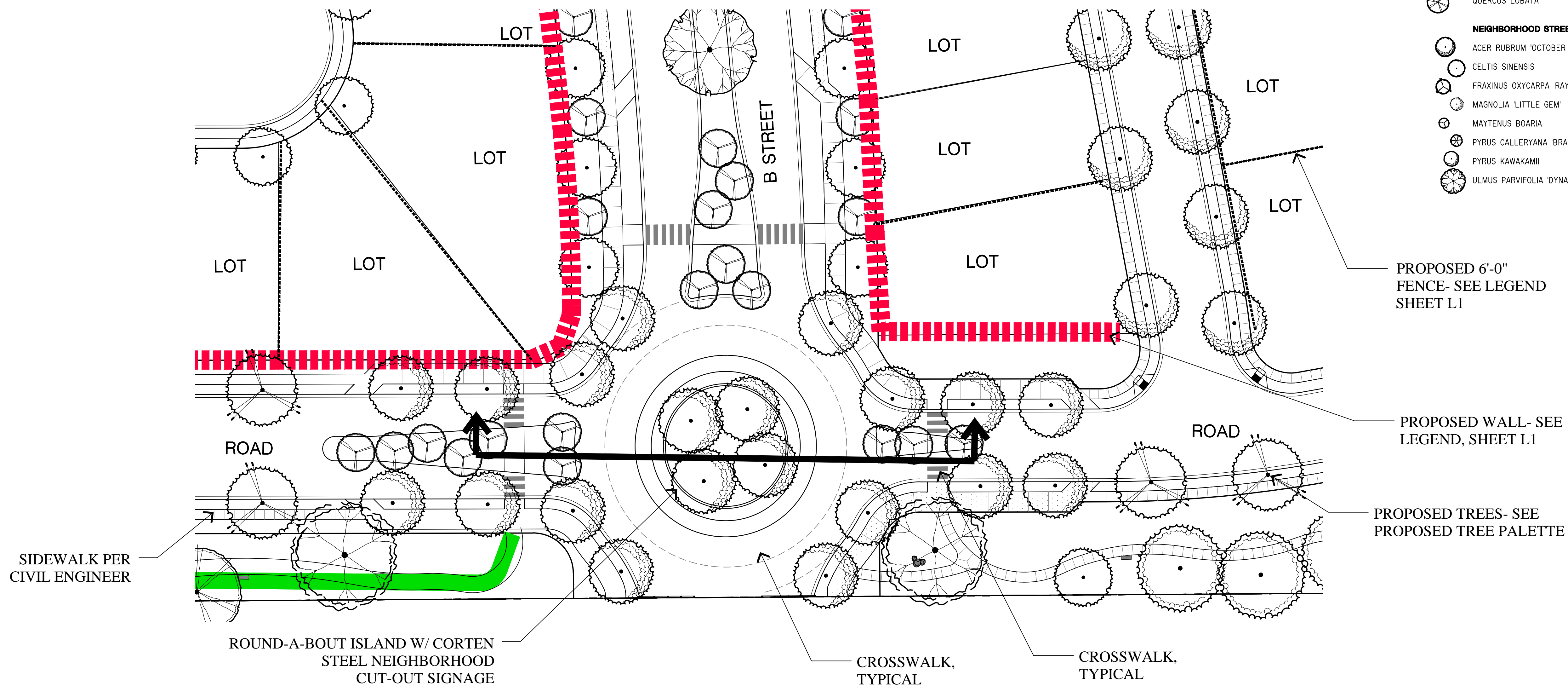
SYMBOL	FENCE TYPE
--- (dashed red)	6'-0" PRECAST MASONRY SOUNDWALL
--- (dashed blue)	3'-0" FENCE W/ WOOD POST AND RAIL
--- (dashed purple)	4'-0" VINYL CLAD CHAIN-LINK FENCE
--- (dashed black)	6'-0" HIGH WOOD FENCE
--- (dashed blue)	6'-0" ENHANCED HIGH WOOD FENCE
--- (dashed purple)	6'-0" OPEN WIRE WOOD VIEW FENCE W/ VINES
--- (dashed green)	6'-0" TUBULAR STEEL VIEW FENCE W/ VINES

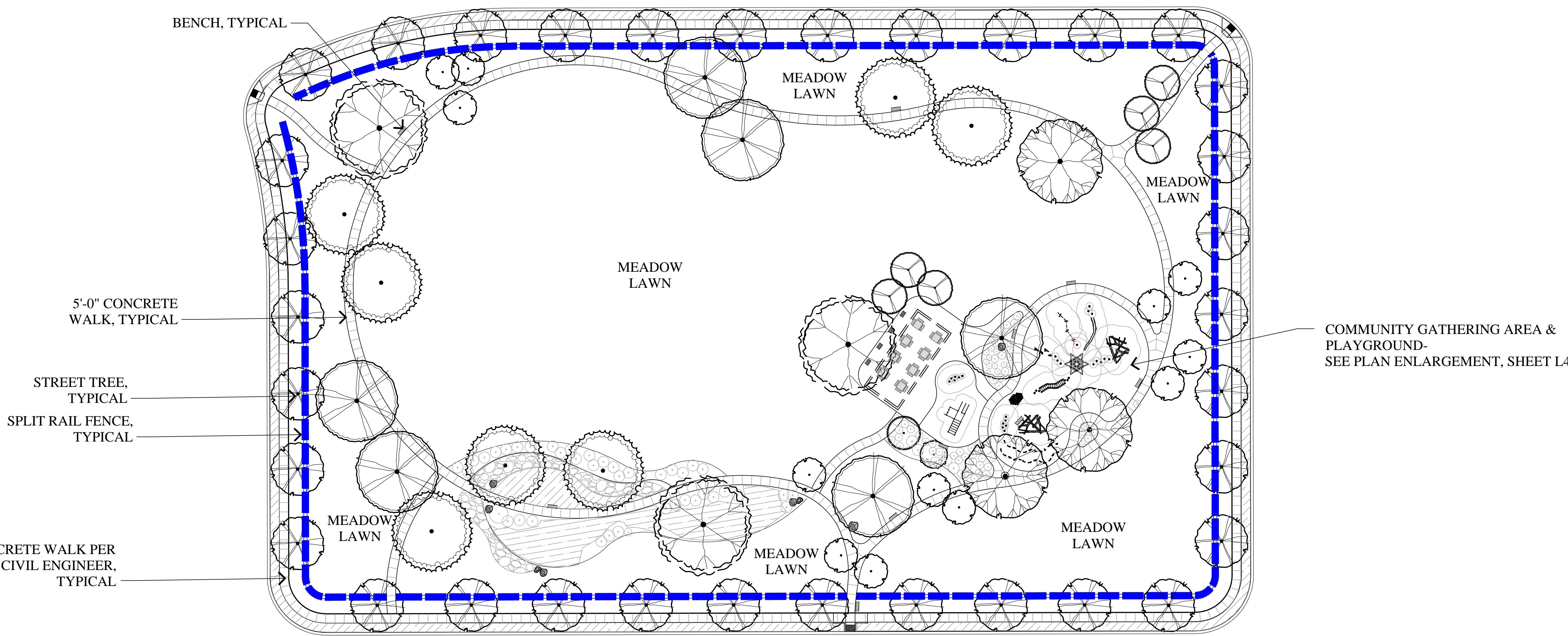




PRELIMINARY PROPOSED TREE PALETTE

BOTANICAL NAME	COMMON NAME	SIZE	WIDTH / HEIGHT	WATER USE
SAND CREEK ROAD TREES				
ACER RUBRUM 'OCTOBER GLORY'	RED MAPLE	24" BOX	25'/40'	MOD
GINKGO BILOBA 'FASTIGIATA'	MAIDENHAIR TREE	24" BOX	15'/50'	MOD
PISTACIA CHINENSIS	CHINESE PISTACHE	24" BOX	30'/30'	MOD
ULMUS PARVIFOLIA 'DYNASTY'	CHINESE ELM	24" BOX	40'/35'	MOD
QUERCUS LOBATA	VALLEY OAK	24" BOX	50'/50'	LOW
NEIGHBORHOOD STREET TREES				
ACER RUBRUM 'OCTOBER GLORY'	RED MAPLE	24" BOX	25'/40'	MOD
CELTIS SINENSIS	CHINESE HACKBERRY	24" BOX	40'/40'	MOD
FRAXINUS OXYCARPA 'RAYWOOD'	RAYWOOD ASH	24" BOX	30'/50'	MOD
MAGNOLIA 'LITTLE GEM'	LITTLE GEM MAGNOLIA	24" BOX	15'/25'	MOD
MAYTENUS BOARIA	MAYTEN	24" BOX	30'/50'	MOD
PYRUS CALLERYANA 'BRADFORD'	BRADFORD PEAR	24" BOX	35'/50'	MOD
PYRUS KAWAKAMII	EVERGREEN PEAR	24" BOX	30'/30'	MOD
ULMUS PARVIFOLIA 'DYNASTY'	CHINESE ELM	24" BOX	40'/35'	MOD





PRELIMINARY PROPOSED TREE PALETTE

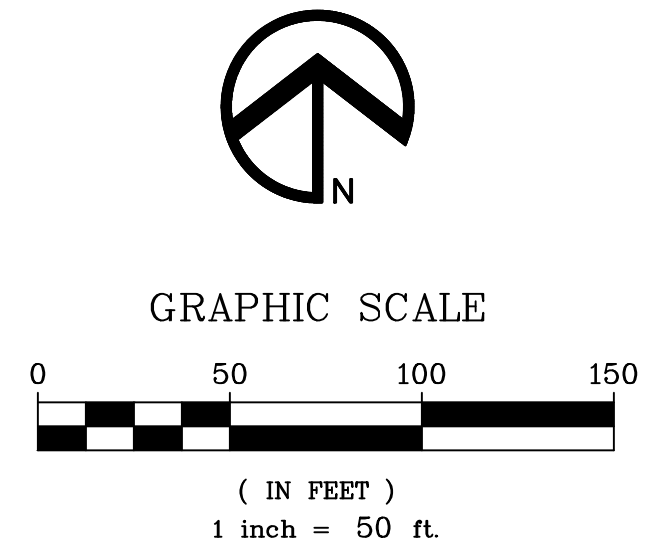
BOTANICAL NAME	COMMON NAME	SIZE	WIDTH / HEIGHT	WATER USE
SAND CREEK ROAD TREES				
ACER RUBRUM 'OCTOBER GLORY'	RED MAPLE	24" BOX	25'/40'	MOD
GINKGO BILBOBA 'FASTIGIATA'	MAIDENHAIR TREE	24" BOX	15'/50'	MOD
PISTACIA CHINENSIS	CHINESE PISTACHE	24" BOX	30'/30'	MOD
ULMUS PARVIFOLIA 'DYNASTY'	CHINESE ELM	24" BOX	40'/35'	MOD
QUERCUS LOBATA	VALLEY OAK	24" BOX	50'/50'	LOW
NEIGHBORHOOD STREET TREES				
ACER RUBRUM 'OCTOBER GLORY'	RED MAPLE	24" BOX	25'/40'	MOD
CELTIS SINENSIS	CHINESE HACKBERRY	24" BOX	40'/40'	MOD
FRAXINUS OXYCARPA 'RAYWOOD'	RAYWOOD ASH	24" BOX	30'/50'	MOD
MAGNOLIA 'LITTLE GEM'	LITTLE GEM MAGNOLIA	24" BOX	15'/25'	MOD
MAYTENUS BOARIA	MAYTEN	24" BOX	30'/50'	MOD
PYRUS CALLERYANA 'BRADFORD'	BRADFORD PEAR	24" BOX	35'/50'	MOD
PYRUS KAWAKAMII	EVERGREEN PEAR	24" BOX	30'/30'	MOD
ULMUS PARVIFOLIA 'DYNASTY'	CHINESE ELM	24" BOX	40'/35'	MOD
'ARROYO', BIO-RETENTION BASINS, OPEN AREA & PARK PARCEL TREES				
CERCIS OCCIDENTALIS	WESTERN REDBUD	24" BOX	18'/18'	LOW
GINKGO BILBOBA 'FASTIGIATA'	MAIDENHAIR TREE	24" BOX	15' / 50'	MOD
LAURUS N. 'SARATOGA'	SARATOGA LAUREL	24" BOX	25' / 25'	LOW
PLATANUS A. 'BLOODGOOD'	LONDON PLANE TREE	24" BOX	30' / 60'	MOD
QUERCUS AGRIFOLIA	COAST LIVE OAK	24" BOX	50'/50'	LOW
TRISTANIA LAURINA 'ELEGANT'	ELEGANT WATER GUM	24" BOX	35'/45'	MOD

PRELIMINARY PROPOSED PLANT PALETTE

BOTANICAL NAME	COMMON NAME	SIZE	WATER USE	BOTANICAL NAME	COMMON NAME	SIZE	WATER USE
SHRUBS				SHRUBS CONT.			
ABELIA G. 'PROSTRATA'	DWARF GLOSSY ABELIA	5 GALLON	LOW	NANDINA 'HARBOUR DWARF'	DWARF HEAVENLY BAMBOO	5 GALLON	LOW
ARBUS U. 'COMPACTA'	COMPACT STRAWBERRY TREE	5 GALLON	LOW	NEPETA 'FAASSENHII'	DWARF OLIVE	5 GALLON	LOW
ARCTOSTAPHYLOS 'HOWARD MCMINN'	MANZANITA	5 GALLON	LOW	OLEA E. 'LITTLE OLLIE'	DWARF FOUNTAIN GRASS	5 GALLON	LOW
ARCTOSTAPHYLOS 'PACIFIC MIST'	MANZANITA	5 GALLON	LOW	PENNISETUM 'HAMELN'	NEW ZEALAND FLAX	5 GALLON	LOW
BACCHARIS PILULARIS 'TWIN PEAKS'	DWARF COYOTE BRUSH	5 GALLON	LOW	PHORMIUM T. 'MAORI MAIDEN'	INDIA HAWTHORN	5 GALLON	LOW
BOUTALOUA GRACILIS 'BLONDE AMBITION'	BLUE GRAMA GRASS	5 GALLON	LOW	RHAPHIOLEPIS I. 'BALLERINA'	INDIA HAWTHORN	5 GALLON	LOW
BUDDELEJA DAVIDII	BUTTERFLY BUSH	5 GALLON	LOW	RHAPHIOLEPIS I. 'WHITE ENCHANTRESS'	CECILE BRUNNER ROSE	5 GALLON	LOW
CEANOTHUS 'JOYCE COULTER'	CALIFORNIA LILAC	5 GALLON	LOW	ROSA 'CECILE BRUNNER'	BLUEBELL CREEPER	5 GALLON	LOW
CISTUS S. 'PROSTRATUS'	SAGELEAF ROCKROSE	5 GALLON	LOW	SOLLYA HETEROPHYLLA	COMMON LILAC	5 GALLON	LOW
CISTUS P. 'SUNSET'	MAGENTA ROCKROSE	5 GALLON	LOW	SYRINGA VULGARIS	STAR JASMINE	5 GALLON	MEDIUM
DIETES BICOLOR	FORTNIGHT LILY	5 GALLON	LOW	TRACHELOSPERMUM JASMINOIDES	LAURUSTINUS	5 GALLON	MEDIUM
DIETES IRIDIODES	FORTNIGHT LILY	5 GALLON	LOW	VIBURNUM TINUS			
ERIGERON KARVINSKIANUS	SANTA BARBARA DAISY	5 GALLON	LOW				
FREMONTODENDRON 'KEN TAYLOR'	FLANNEL BUSH	5 GALLON	LOW				
GREVILLEA 'NOELLI'	WOOLY GREVILLEA	5 GALLON	LOW				
PENNISETUM 'FAIRY TAILS'	FOUNTAIN GRASS	5 GALLON	LOW				
MUHLENBERGIA RIGENS	DEER GRASS	5 GALLON	LOW				
PHORMIUM 'SUNDOWNER'	NEW ZEALAND FLAX	5 GALLON	LOW				
RHAMNUS C. 'MOUND SAN BRUNO'	COFFEEBERRY	5 GALLON	LOW				
ROMNEYA COULTERI	MATILJA POPPY	5 GALLON	LOW				
ROSA CALIFORNICA	CALIFORNIA WILD ROSE	5 GALLON	LOW				
SYMPHORICARPOS ALBUS	COMMON SNOWBERRY	5 GALLON	LOW				
LANTANA MONTEVIDENSIS	TRAILING LANTANA	5 GALLON	LOW				
LAVATERA MARITIMA	TREE MALLOW	5 GALLON	LOW				
LAVANDULA A. 'MUNSTEAD'	ENGLISH LAVANDER	5 GALLON	LOW				
LIGUSTRUM J. 'TEXANUM'	JAPANESE PRIVET	5 GALLON	MEDIUM				
LIRIOPE GIGANTEA	GIANT LILY TURF	5 GALLON	MEDIUM				
LOROPETALUM CHINENSE	CHINESE FRINGE FLOWER	5 GALLON	LOW				
LIROPE GIGANTEA	RED FRINGE FLOWER	5 GALLON	LOW				
MUHLENBERGIA RIGENS	DEER GRASS	5 GALLON	LOW				
MYRTUS C. 'COMPACTA'	MYRTUS C. 'COMPACTA'	5 GALLON	LOW				

FENCE LEGEND

SYMBOL	FENCE TYPE
	6'-0" PRECAST MASONRY SOUNDWALL
	3'-0" FENCE W/ WOOD POST AND RAIL
	4'-0" VINYL CLAD CHAIN-LINK FENCE
	6'-0" HIGH WOOD FENCE
	6'-0" ENHANCED HIGH WOOD FENCE
	6'-0" OPEN WIRE WOOD VIEW FENCE W/ VINES
	6'-0" TUBULAR STEEL VIEW FENCE W/ VINES





TROLLEY RIDE



LOG STEPPERS



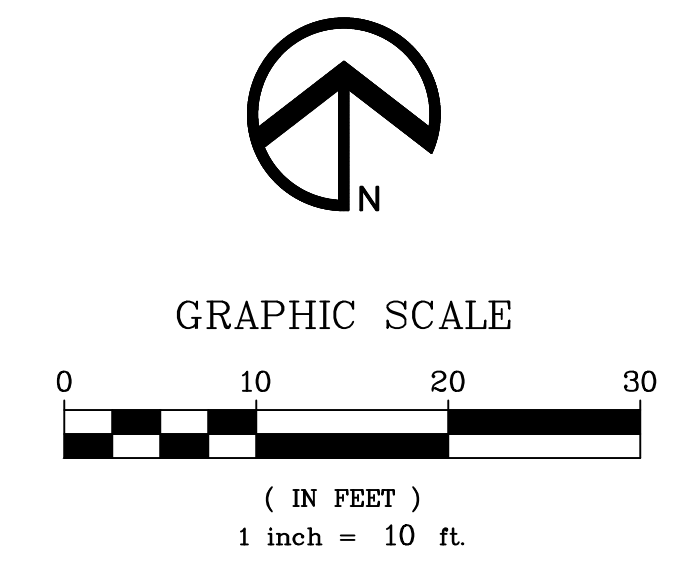
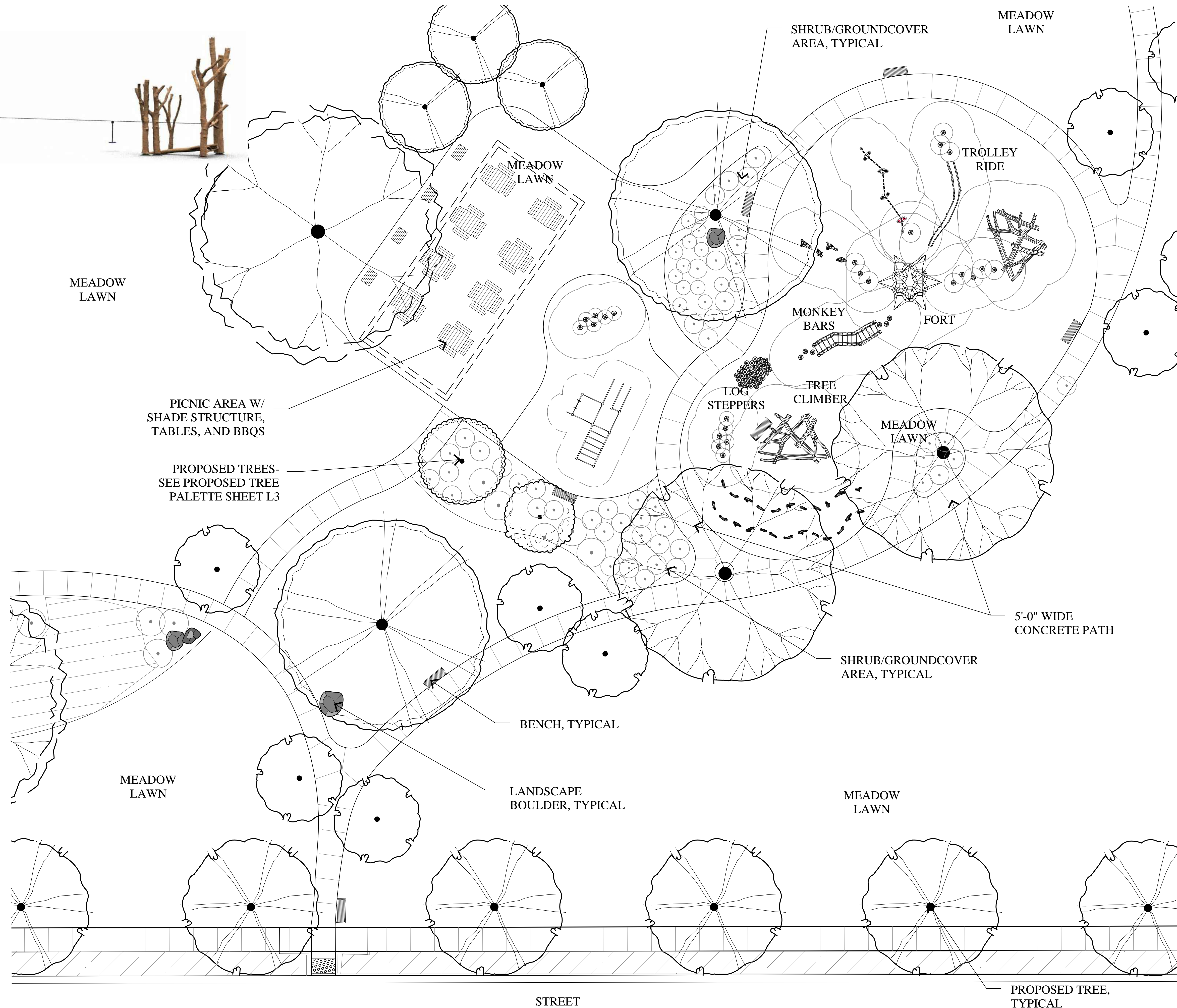
TIRE SWING

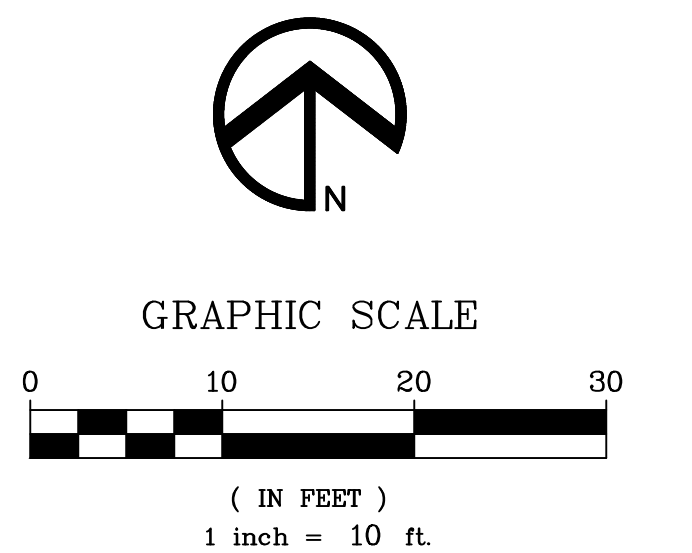
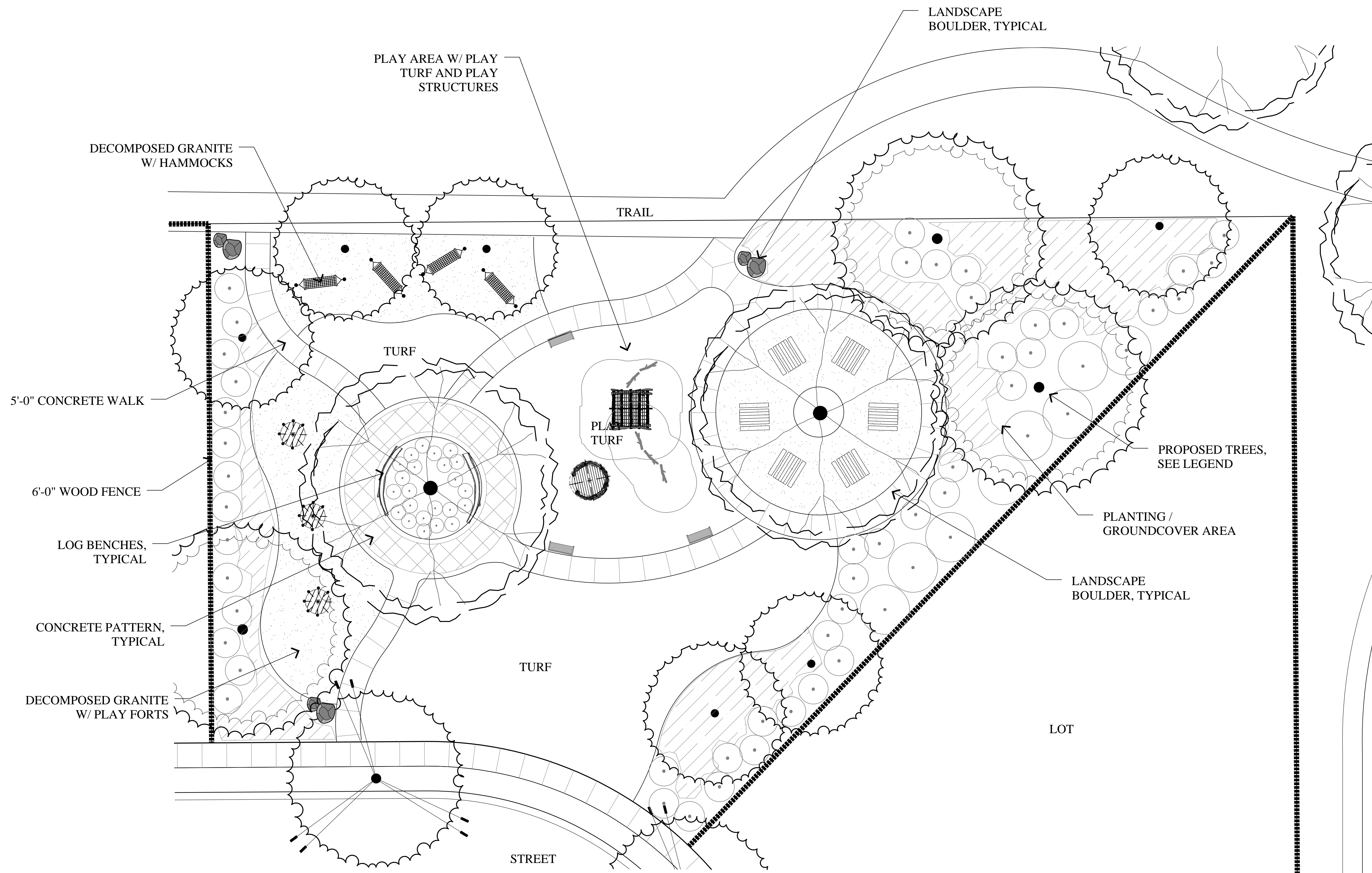


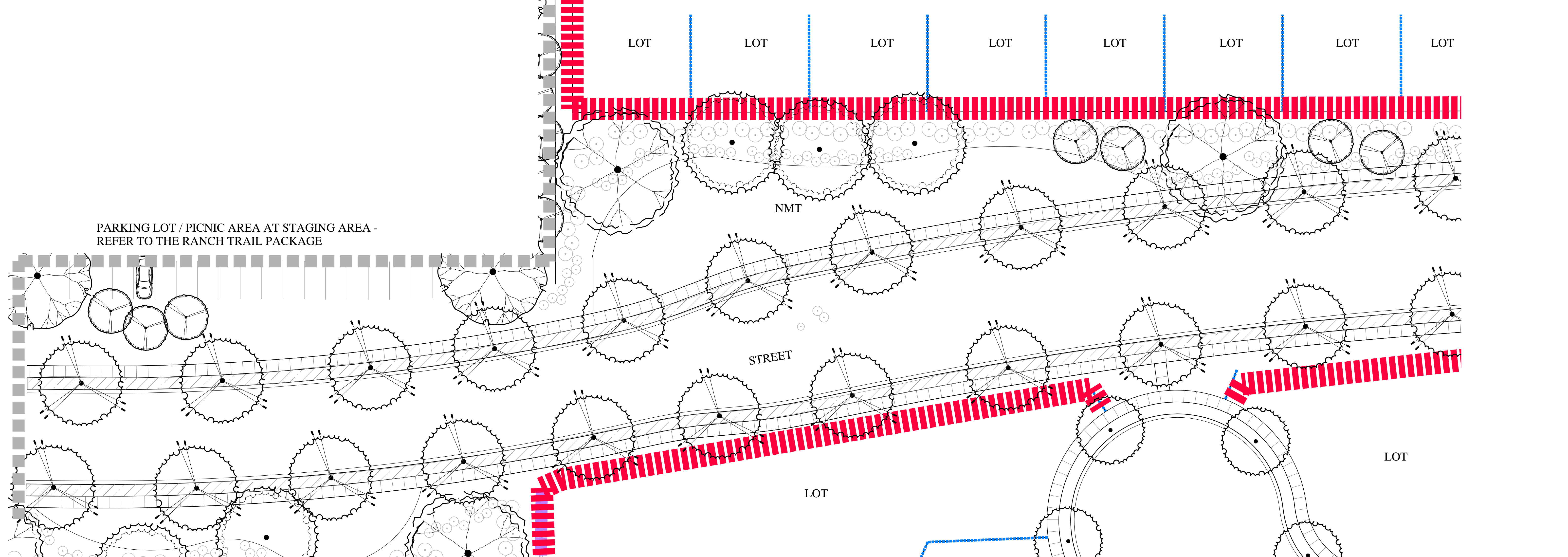

TREE CLIMBER



FORT AND MONKEY BARS







PRELIMINARY PROPOSED TREE PALETTE

BOTANICAL NAME	COMMON NAME	SIZE	WIDTH / HEIGHT	WATER USE
ARROYO, BIO-RETENTION BASINS, OPEN AREA & PARK PARCEL TREES				
CERCIS OCCIDENTALIS	WESTERN REDBUD	24" BOX	18' / 18"	LOW
GINKGO BILOBA 'FASTIGIATA'	MAIDENHAIR TREE	24" BOX	15' / 50'	MOD
LAURUS N. 'SARATOGA'	SARATOGA LAUREL	24" BOX	25' / 25'	LOW
PLATANUS A. BLOODGOOD'	LONDON PLANE TREE	24" BOX	30' / 60'	MOD
QUERCUS AGRIFOLIA	COAST LIVE OAK	24" BOX	50' / 50'	LOW
TRISTANIA LAURINA 'ELEGANT'	ELEGANT WATER GUM	24" BOX	35' / 45'	MOD

PRELIMINARY PROPOSED PLANT PALETTE

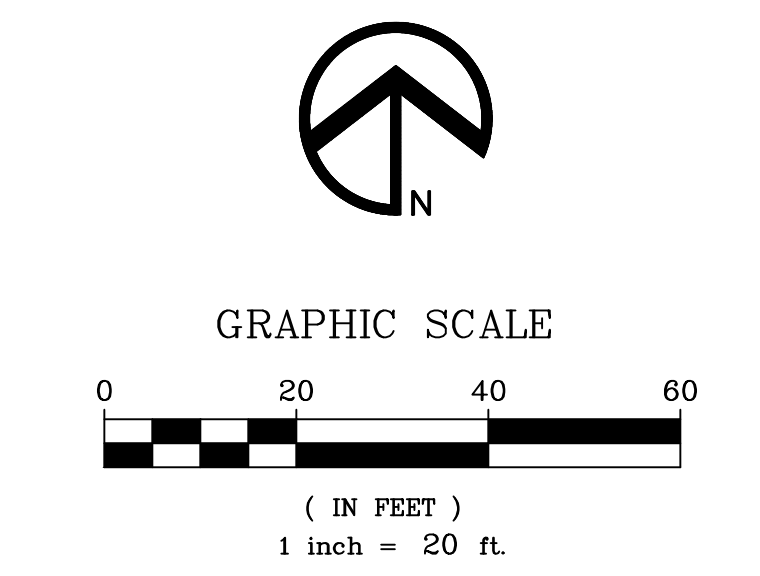
BOTANICAL NAME	COMMON NAME	SIZE	WATER USE
SHRUBS			
ARBUS U. 'COMPACTA'	COMPACT STRAWBERRY TREE	5 GALLON	LOW
ARCTOSTAPHYLOS 'HOWARD MCMINN'	MANZANITA	5 GALLON	LOW
ARCTOSTAPHYLOS 'PACIFIC MIST'	MANZANITA	5 GALLON	LOW
BACCHARIS PILULARIS 'TWIN PEAKS'	DWARF COYOTE BRUSH	5 GALLON	LOW
CEANOTHUS 'JOYCE COULTER'	CALIFORNIA LILAC	5 GALLON	LOW
CISTUS S. 'PROSTRATUS'	SAGELEAF ROCKROSE	5 GALLON	LOW
CISTUS P. 'SUNSET'	MAGENTA ROCKROSE	5 GALLON	LOW
FREMONTODENDRON 'KEN TAYLOR'	FLANNEL BUSH	5 GALLON	LOW
GREVILLEA 'NOELLI'	WOOLY GREVILLEA	5 GALLON	LOW
MUHLENBERGIA RIGENS	DEER GRASS	5 GALLON	LOW
RHAMNUS C. 'MOUND SAN BRUNO'	COFFEEBERRY	5 GALLON	LOW
ROMNEYA COULTERI	MATILIA POPPY	5 GALLON	LOW
ROSA CALIFORNICA	CALIFORNIA WILD ROSE	5 GALLON	LOW
SYMPHORICARPOS ALBUS	COMMON SNOWBERRY	5 GALLON	LOW
SOLYLA HETEROPHYLLA	BLUEBELL CREEPER	5 GALLON	LOW
SYRINGA VULGARIS	COMMON LILAC	5 GALLON	LOW

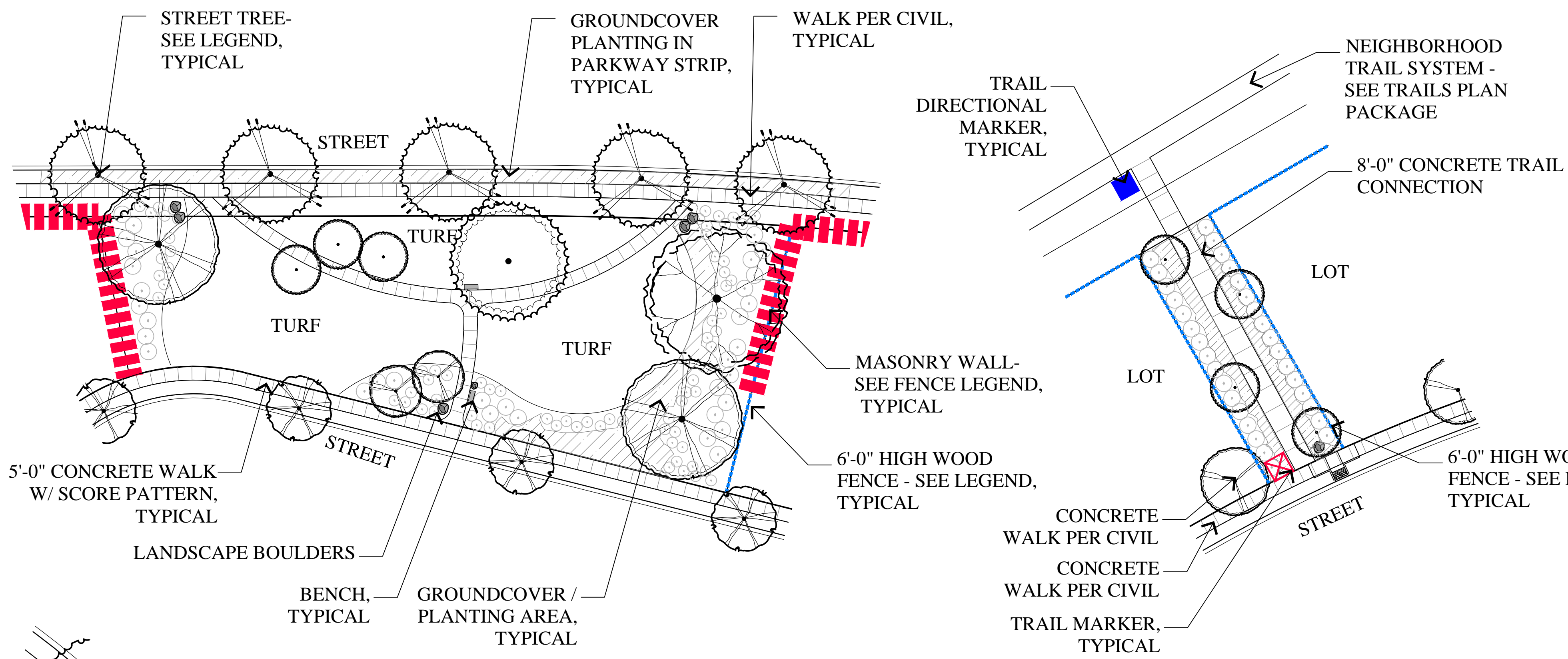
FENCE LEGEND

SYMBOL	BOTANICAL NAME	COMMON NAME	WATER USE
GROUNDCOVERS			
[Symbol]	ARCTOSTAPHYLOS 'EMERALD CARPET'	BEARBERRY	LOW
[Symbol]	CAREX TUMULICOLA	BERKELEY SEDGE	MEDIUM
[Symbol]	MYOPORUM PARVIFOLIUM	MYOPORUM	LOW
[Symbol]	LANTANA 'CONFETTI'	LANTANA	LOW
[Symbol]	HYDROSEED SEED	REFER TO SF BAY HABITAT MIX SHOWN THIS SHEET	LOW
[Symbol]	WETLAND HYDROSEED	REFER TO SF BAY HABITAT T MIX SHOWN THIS SHEET	LOW
[Symbol]	TURF	NATIVE FESCUE SODDED	NO MOW TURF AVAILABLE AT DELTA BLUEGRASS

FENCE LEGEND

SYMBOL	FENCE TYPE
[Symbol]	6'-0" PRECAST MASONRY SOUNDWALL
[Symbol]	3'-0" FENCE W/ WOOD POST AND RAIL
[Symbol]	4'-0" VINYL CLAD CHAIN-LINK FENCE
[Symbol]	6'-0" HIGH WOOD FENCE
[Symbol]	6'-0" ENHANCED HIGH WOOD FENCE
[Symbol]	6'-0" OPEN WIRE WOOD VIEW FENCE W/ VINES
[Symbol]	6'-0" TUBULAR STEEL VIEW FENCE W/ VINES





PRELIMINARY PROPOSED TREE PALETTE

BOTANICAL NAME	COMMON NAME	SIZE	WIDTH / HEIGHT	WATER USE
ARROYO, BIO-RETENTION BASINS, OPEN AREA & PARK PARCEL TREES				
CERCIS OCCIDENTALIS	WESTERN REDBUD	24" BOX	18'/18'	LOW
GINKGO BILOBA 'FASTIGIATA'	MAIDENHAIR TREE	24" BOX	15' /50'	MOD
LAURUS N. 'SARATOGA'	SARATOGA LAUREL	24" BOX	25' / 25'	LOW
PLATANUS A. 'BLOODGOOD'	LONDON PLANE TREE	24" BOX	30' /60'	MOD
QUERCUS AGRIFOLIA	COAST LIVE OAK	24" BOX	50'/50'	LOW
TRISTANIA LAURINA 'ELEGANT'	ELEGANT WATER GUM	24" BOX	35'/45'	MOD

PRELIMINARY PROPOSED PLANT PALETTE

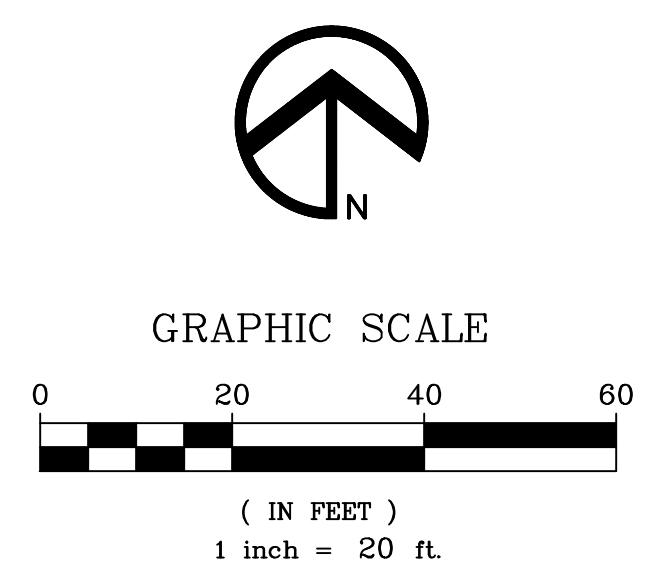
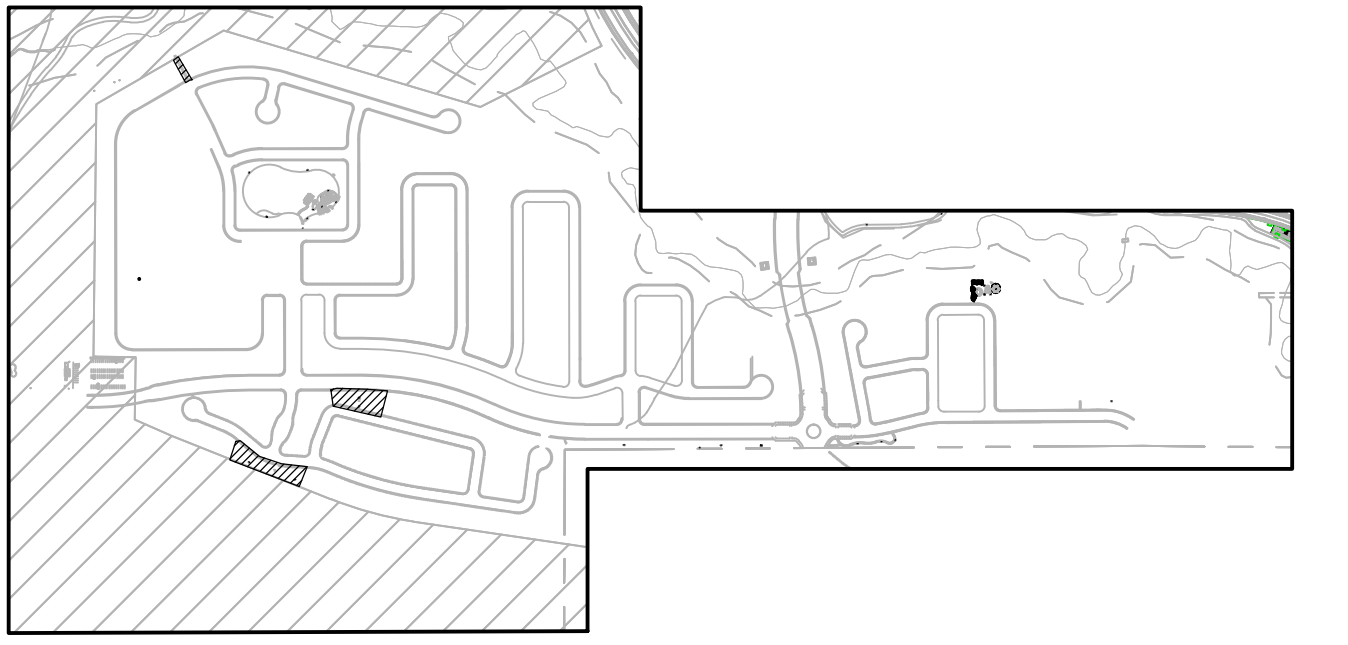
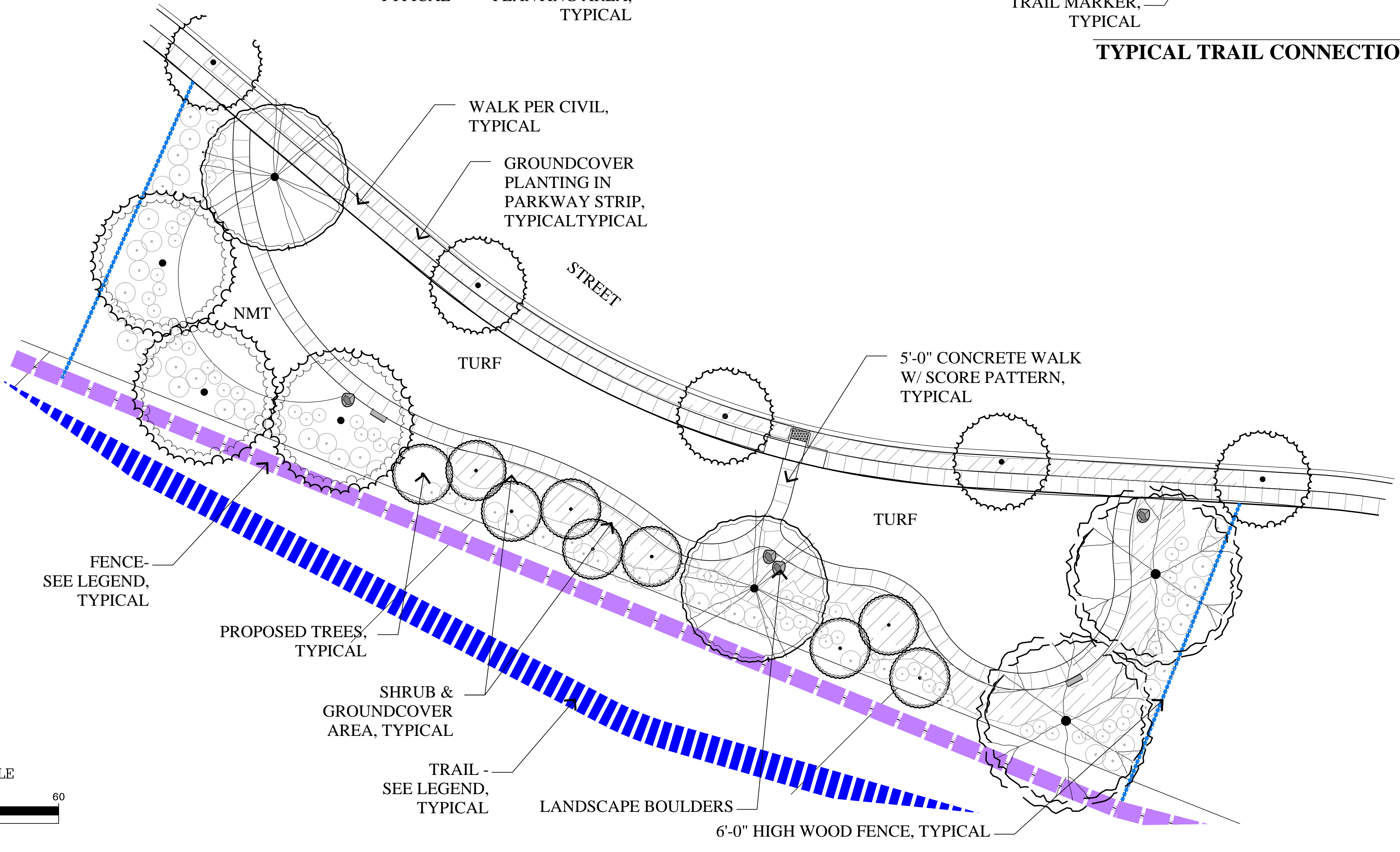
BOTANICAL NAME	COMMON NAME	SIZE	WATER USE
SHRUBS			
ARBUS U. 'COMPACTA'	COMPACT STRAWBERRY TREE	5 GALLON	LOW
ARCTOSTAPHYLOS 'HOWARD MCMINN'	MANZANITA	5 GALLON	LOW
ARCTOSTAPHYLOS 'PACIFIC MIST'	MANZANITA	5 GALLON	LOW
BACCHARIS PILULARIS 'TWIN PEAKS'	DWARF COYOTE BRUSH	5 GALLON	LOW
CEANOTHUS 'JOYCE COULTER'	CALIFORNIA LILAC	5 GALLON	LOW
CISTUS S. 'PROSTRATUS'	SAGELEAF ROCKROSE	5 GALLON	LOW
CISTUS P. 'SUNSET'	MAGENTA ROCKROSE	5 GALLON	LOW
FREMONTODENDRON 'KEN TAYLOR'	FLANNEL BUSH	5 GALLON	LOW
GREVILLEA 'NOELLI'	WOOLY GREVILLEA	5 GALLON	LOW
MUHLENBERGIA RIGENS	DEER GRASS	5 GALLON	LOW
RHAMNUS C. 'MOUND SAN BRUNO'	COFFEEBERRY	5 GALLON	LOW
ROMNEYA COULTERI	MATILIJIA POPPY	5 GALLON	LOW
ROSA CALIFORNICA	CALIFORNIA WILD ROSE	5 GALLON	LOW
SYMPHORICARPOS ALBUS	COMMON SNOWBERRY	5 GALLON	LOW
SOLLYA HETEROPHYLLA	BLUEBELL CREEPER	5 GALLON	LOW
SYRINGA VULGARIS	COMMON LILAC	5 GALLON	LOW

TYPICAL TRAIL CONNECTION

SYMBOL	BOTANICAL NAME	COMMON NAME	WATER USE
GROUNDCOVERS			
[Symbol]	ARCTOSTAPHYLOS 'EMERALD CARPET'	BEARBERRY	LOW
[Symbol]	CAREX TUMULICOLA	BERKELEY SEDGE	MEDIUM
[Symbol]	MYOPORUM PARVIFOLIUM	MYOPORUM	LOW
[Symbol]	LANTANA 'CONFETTI'	LANTANA	LOW
[Symbol]	HYDROSEED SEED	REFER TO SF BAY HABITAT MIX SHOWN THIS SHEET	LOW
[Symbol]	WETLAND HYDROSEED	REFER TO SF BAY HABITAT T MIX SHOWN THIS SHEET	LOW
[Symbol]	TURF	NATIVE FESCUE SODDED	NO MOW TURF AVAILABLE AT DELTA BLUEGRASS

FENCE LEGEND

SYMBOL	FENCE TYPE
[Symbol]	6'-0" PRECAST MASONRY SOUNDWALL
[Symbol]	3'-0" FENCE W/ WOOD POST AND RAIL
[Symbol]	4'-0" VINYL CLAD CHAIN-LINK FENCE
[Symbol]	6'-0" HIGH WOOD FENCE
[Symbol]	6'-0" ENHANCED HIGH WOOD FENCE
[Symbol]	6'-0" OPEN WIRE WOOD VIEW FENCE W/ VINES
[Symbol]	6'-0" TUBULAR STEEL VIEW FENCE W/ VINES



PRELIMINARY PROPOSED TREE PALETTE



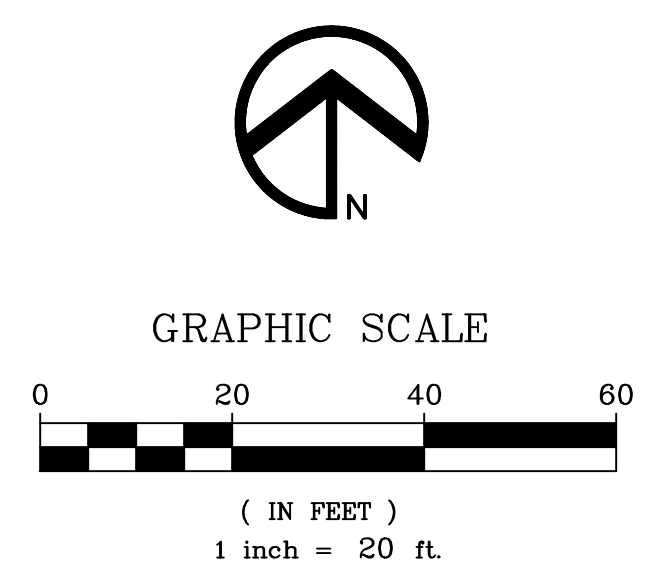
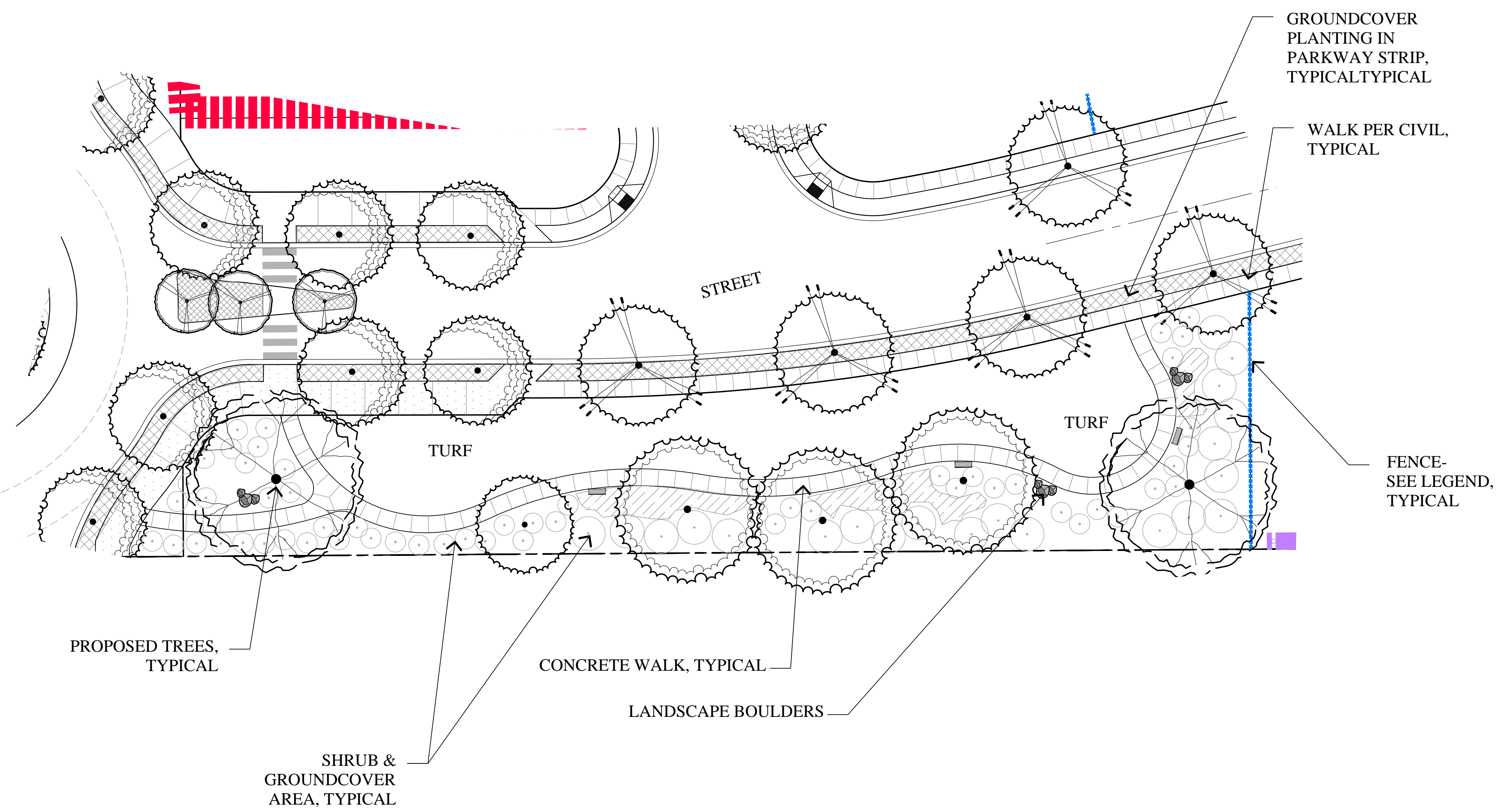
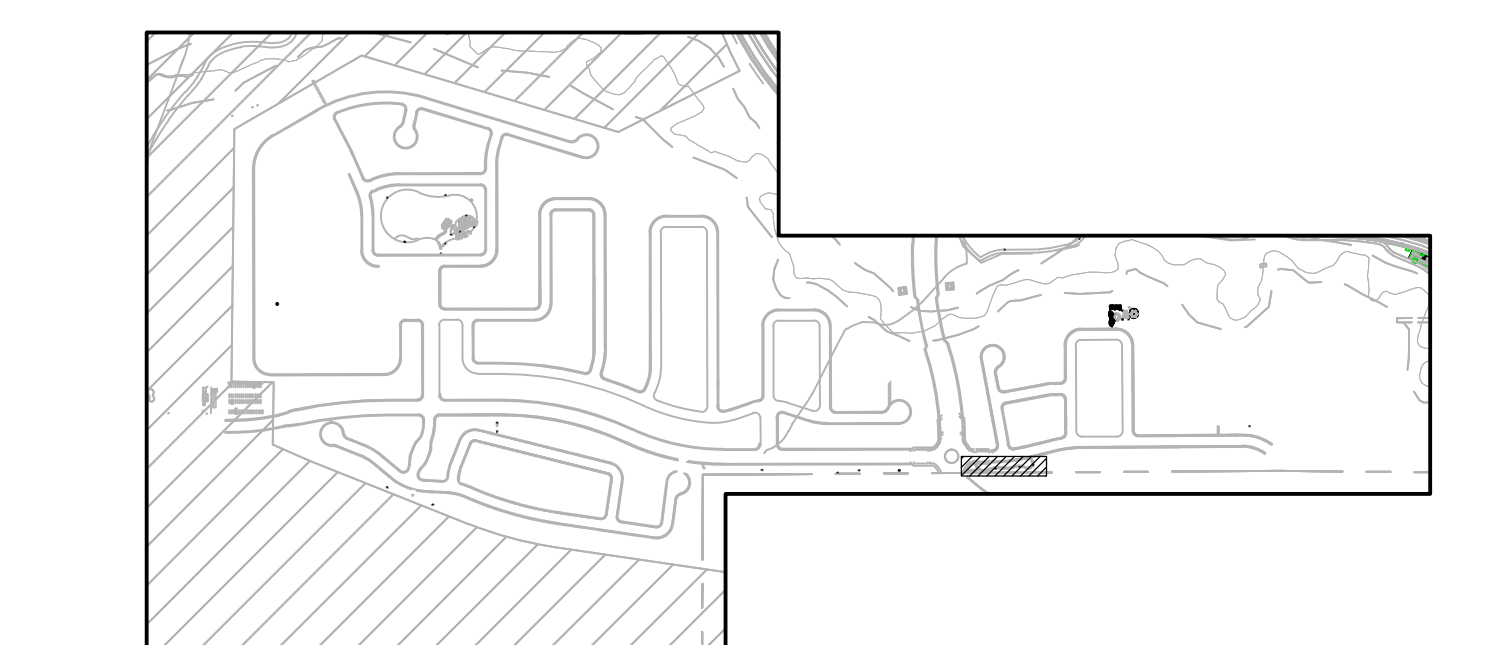
BOTANICAL NAME	COMMON NAME	SIZE	WIDTH / HEIGHT	WATER USE
ARROYO, BIO-RETENTION BASINS, OPEN AREA & PARK PARCEL TREES				
CERCIS OCCIDENTALIS	WESTERN REDBUD	24" BOX	18'/18'	LOW
GINKGO BILOBA 'FASTIGIATA'	MAIDENHAIR TREE	24" BOX	15' /50'	MOD
LAURUS N. 'SARATOGA'	SARATOGA LAUREL	24" BOX	25' / 25'	LOW
PLATANUS A. 'BLOODGOOD'	LONDON PLANE TREE	24" BOX	30' /60'	MOD
QUERCUS AGRIFOLIA	COAST LIVE OAK	24" BOX	50'/50'	LOW
TRISTANIA LAURINA 'ELEGANT'	ELEGANT WATER GUM	24" BOX	35'/45'	MOD

PRELIMINARY PROPOSED PLANT PALETTE

BOTANICAL NAME	COMMON NAME	SIZE	WATER USE
SHRUBS			
ARBUS U. 'COMPACTA'	COMPACT STRAWBERRY TREE	5 GALLON	LOW
ARCTOSTAPHYLOS 'HOWARD MCMINN'	MANZANITA	5 GALLON	LOW
ARCTOSTAPHYLOS 'PACIFIC MIST'	MANZANITA	5 GALLON	LOW
BACCHARIS PILULARIS 'TWIN PEAKS'	DWARF COYOTE BRUSH	5 GALLON	LOW
CEANOTHUS 'JOYCE COULTER'	CALIFORNIA LILAC	5 GALLON	LOW
CISTUS S. 'PROSTRATUS'	SAGELEAF ROCKROSE	5 GALLON	LOW
CISTUS P. 'SUNSET'	MAGENTA ROCKROSE	5 GALLON	LOW
FREMONTODENDRON 'KEN TAYLOR'	FLANNEL BUSH	5 GALLON	LOW
GREVILLEA 'NOELLI'	WOOLY GREVILLEA	5 GALLON	LOW
MUHLENBERGIA RIGENS	DEER GRASS	5 GALLON	LOW
RHAMNUS C. 'MOUND SAN BRUNO'	COFFEEBERRY	5 GALLON	LOW
ROMNEYA COULTERI	MATILJA POPPY	5 GALLON	LOW
ROSA CALIFORNICA	CALIFORNIA WILD ROSE	5 GALLON	LOW
SYMPHORICARPOS ALBUS	COMMON SNOWBERRY	5 GALLON	LOW
SOLLYA HETEROPHYLLA	BLUEBELL CREEPER	5 GALLON	LOW
SYRINGA VULGARIS	COMMON LILAC	5 GALLON	LOW

SYMBOL	BOTANICAL NAME	COMMON NAME	WATER USE
GROUNDCOVERS			
[Symbol]	ARCTOSTAPHYLOS 'EMERALD CARPET'	BEARBERRY	LOW
[Symbol]	CAREX TUMULICOLA	BERKELEY SEDGE	MEDIUM
[Symbol]	MYOPORUM PARVIFOLIUM	MYOPORUM	LOW
[Symbol]	LANTANA 'CONFETTI'	LANTANA	LOW
[Symbol]	HYDROSEED SEED	REFER TO SF BAY HABITAT MIX SHOWN THIS SHEET	LOW
[Symbol]	WETLAND HYDROSEED	REFER TO SF BAY HABITAT MIX SHOWN THIS SHEET	LOW
[Symbol]	TURF	NATIVE FESCUE SODDED	NO MOW TURF AVAILABLE AT DELTA BLUEGRASS

SYMBOL	FENCE TYPE
[Symbol]	6'-0" PRECAST MASONRY SOUNDWALL
[Symbol]	3'-0" FENCE W/ WOOD POST AND RAIL
[Symbol]	4'-0" VINYL CLAD CHAIN-LINK FENCE
[Symbol]	6'-0" HIGH WOOD FENCE
[Symbol]	6'-0" ENHANCED HIGH WOOD FENCE
[Symbol]	6'-0" OPEN WIRE WOOD VIEW FENCE W/ VINES
[Symbol]	6'-0" TUBULAR STEEL VIEW FENCE W/ VINES



RIPLEY DESIGN GROUP
LANDSCAPE ARCHITECTURE
 LAND PLANNING
 1615 BONANZA STREET
 SUITE 314
 WALNUT CREEK, CA 94596
 TEL: 925.938.7377
 www.ripleydesign.com

RICHLAND PLANNED COMMUNITIES, INC.
 601 UNIVERSITY AVENUE, SUITE 125
 SACRAMENTO, CA 95825
DECEMBER 1, 2023

THE RANCH - PHASE III
 Antioch, CA

Preliminary Landscape Enlargement
Open Space Enlargements
L8

HYDROSEEDING SPECIFICATIONS

HYDROSEED SHALL CONSIST OF MIXING AND APPLYING SEED, FERTILIZER AND SOIL BINDER WITH FIBER AND WATER. MIXING SHALL BE PERFORMED IN A TANK WITH A BUILT-IN CONTINUOUS AGITATION SYSTEM, WITH AN OPERATING CAPACITY TO PRODUCE A HOMOGENEOUS MIXTURE AND DISCHARGE SYSTEM WHICH WILL APPLY THE MIXTURE AT A CONTINUOUS AND UNIFORM RATE. THE TANK SHALL HAVE A MINIMUM CAPACITY OF 1,000 GALLONS. THE MATERIALS AND QUANTITIES TO BE MIXED ARE AS FOLLOWS:

SF BAY HABITAT MIX- 2014

LBS./ACRE	SPECIES/COMMON NAME	- 48 TOTAL LBS.
10	BROMUS CARINATUS/NATIVE CALIFORNIA BROME	
8	ELYMUS GLAUCUS/BLUE WILDRIE	
8	HORDEUM CALIFORNICUM/CALIFORNIA BARLEY	
5	FESTUCA IDAHOENSIS/IDAHO FESCUE	
5	NASSELLA PULCHRA/PURPLE NEEDLEGRASS	
4	POA SECUNDA/NATIVE PINE BLUEGRASS	
8	BAY NATIVE WILDFLOWER LEEDS MIX 2013 BY PACIFIC COAST SEED:	

ACHILLEA MILLEFOLIUM/NATIVE YARROW
 CASTILLEJA EXERTA/PURPLE OWLS CLOVER
 CLARKIA PURPUREA/WINE CUP CLARKIA
 ERIOGONUM NUJUM/NAKED BUCKWHEAT
 ERIOPHYLLUM CONFERTIFLOLUM/GOLDEN YARROW
 ESCHSCHOLZIA CALIFORNICA/CALIFORNIA POPPY
 EUTHAMNIA OCCIDENTALIS/WESTERN GOLDENROD
 GRINDELIA CAMPORUM/GUMPLANT
 LUPINUS NANUS/SKY LUPINE
 PHACELIA CALIFORNICA/PERENNIAL BLUEBELL
 RANUNCULUS CALIFORNICA/CALIFORNIA BUTTERCUPS
 SISYRINCHIUM BELLUM/BLUE EYED GRASS
 TRIPHYSARIA/YELLOW OWLS CLOVER
 WYETHIA ANGUSTIFOLIA/MULE EARS

PACIFIC COAST SEED
 533 HAWTHORNE PLACE,
 LIVERMORE CA 94550
 PH: (925) 373-4417
 FAX: (925) 373-6855

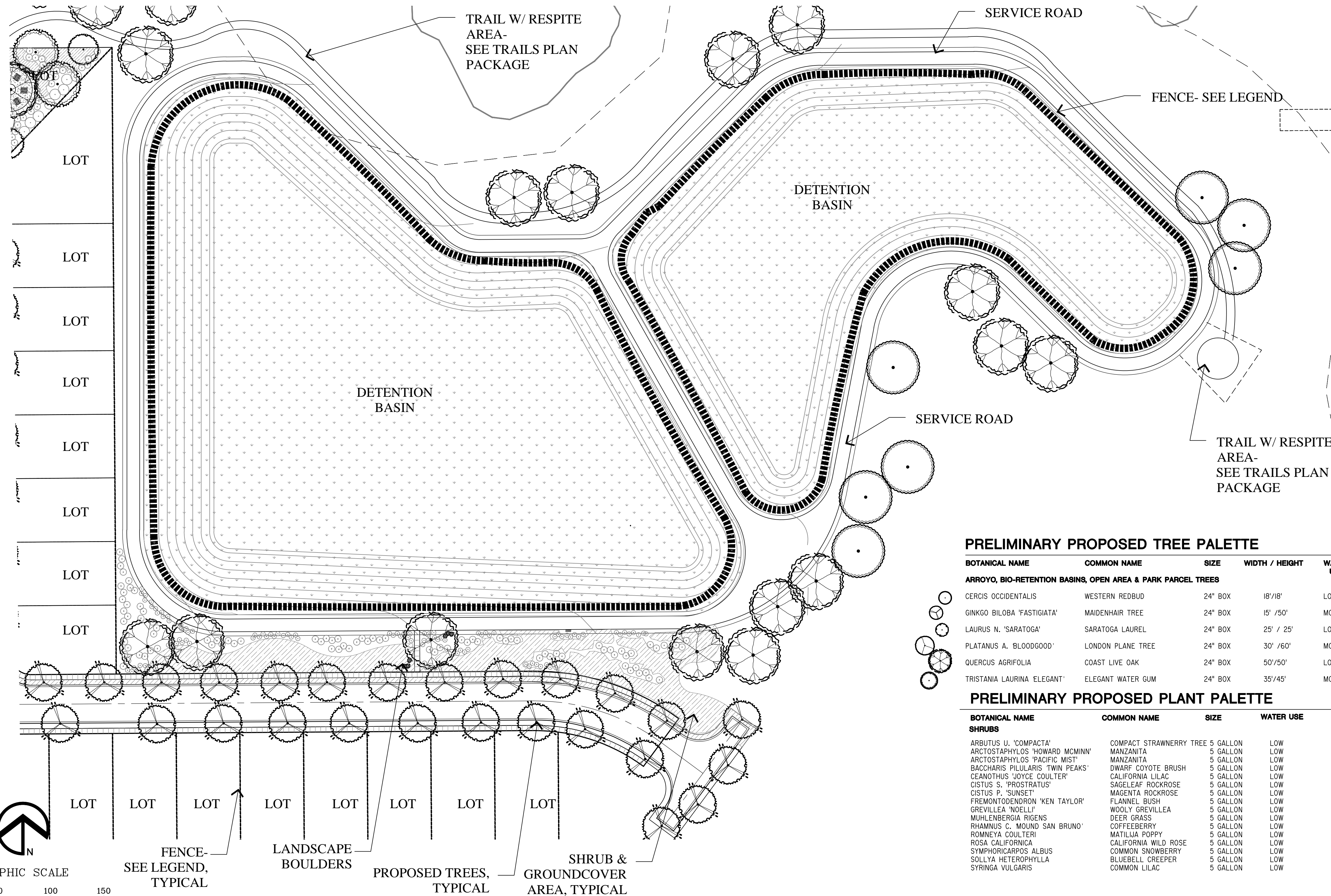
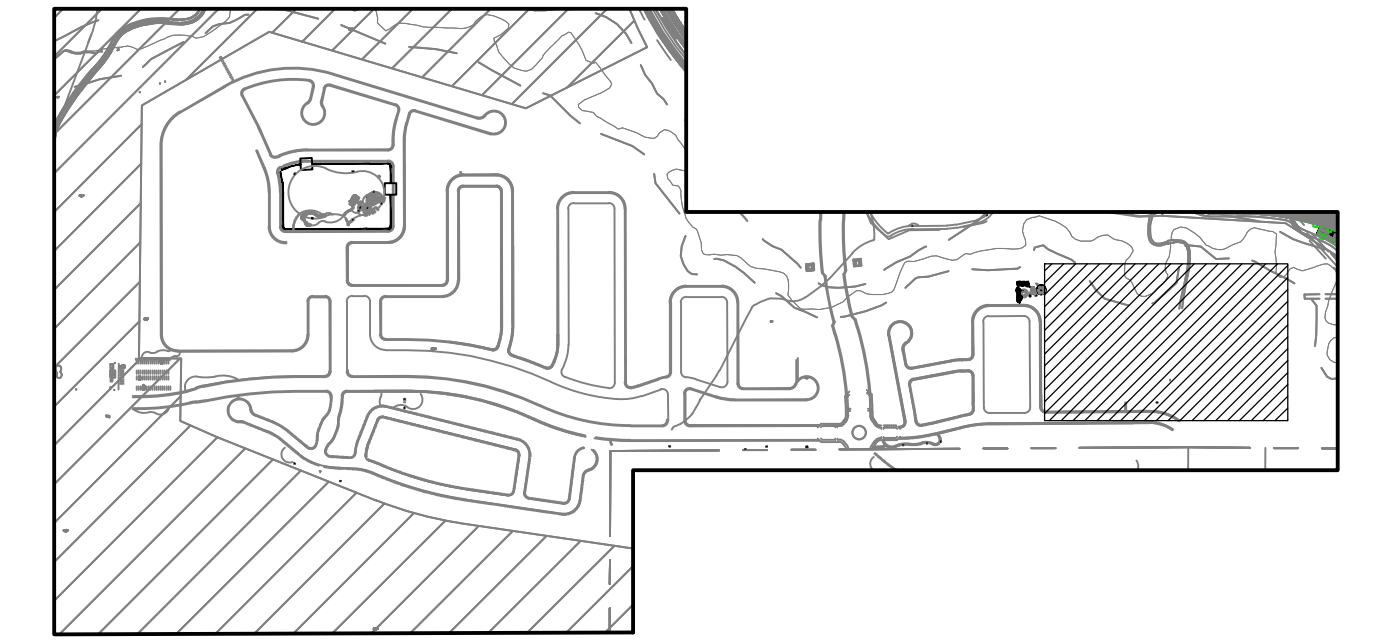
"ARROYO" DRAINAGE WAY HYDROSEEDING SPECIFICATIONS

HYDROSEED SHALL CONSIST OF MIXING AND APPLYING SEED, FERTILIZER AND SOIL BINDER WITH FIBER AND WATER. MIXING SHALL BE PERFORMED IN A TANK WITH A BUILT-IN CONTINUOUS AGITATION SYSTEM, WITH AN OPERATING CAPACITY TO PRODUCE A HOMOGENEOUS MIXTURE AND DISCHARGE SYSTEM WHICH WILL APPLY THE MIXTURE AT A CONTINUOUS AND UNIFORM RATE. THE TANK SHALL HAVE A MINIMUM CAPACITY OF 1,000 GALLONS. THE MATERIALS AND QUANTITIES TO BE MIXED ARE AS FOLLOWS:

ORNAMENTAL BIOSWALE MIX

LBS./AC	SPECIES
45.00	FESTUCA LONGIFOLIA
45.00	FESTUCA OVINA
45.00	FESTUCA GLAUCA GLAUCA
6.00	AGROSTIS PALLENS
4.00	CAREX DIVULSA

PACIFIC COAST SEED
 533 HAWTHORNE PLACE,
 LIVERMORE CA 94550
 PH: (925) 373-4417
 FAX: (925) 373-6855



FENCE LEGEND

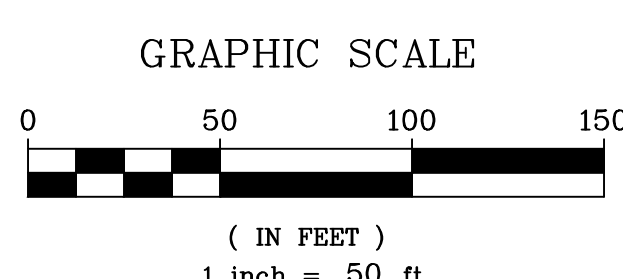
SYMBOL	FENCE TYPE
	6'-0" PRECAST MASONRY SOUNDWALL
	3'-0" FENCE W/ WOOD POST AND RAIL
	4'-0" VINYL CLAD CHAIN-LINK FENCE
	6'-0" HIGH WOOD FENCE
	6'-0" ENHANCED HIGH WOOD FENCE
	6'-0" OPEN WIRE WOOD VIEW FENCE W/ VINES
	6'-0" TUBULAR STEEL VIEW FENCE W/ VINES

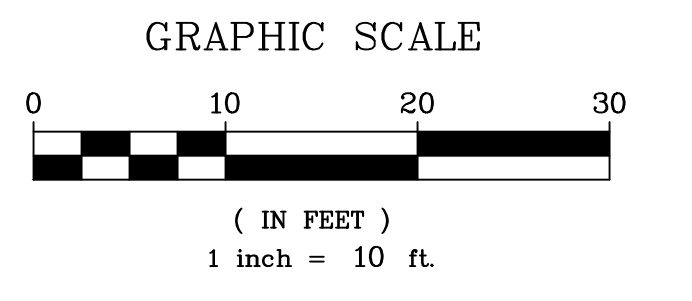
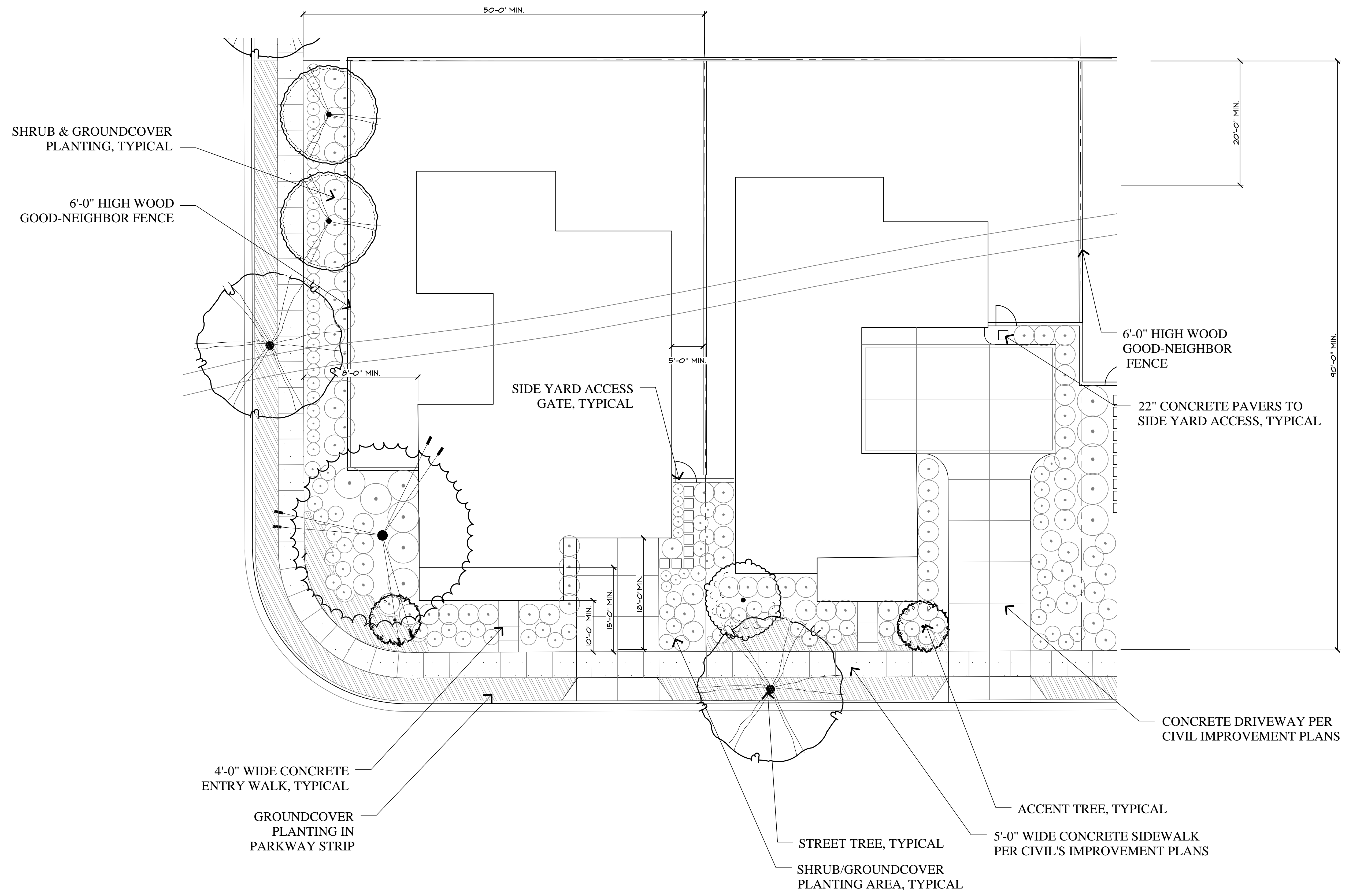
PRELIMINARY PROPOSED TREE PALETTE

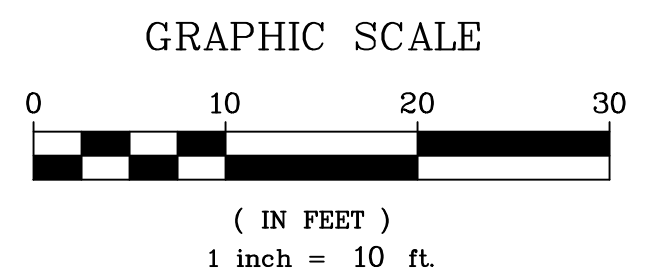
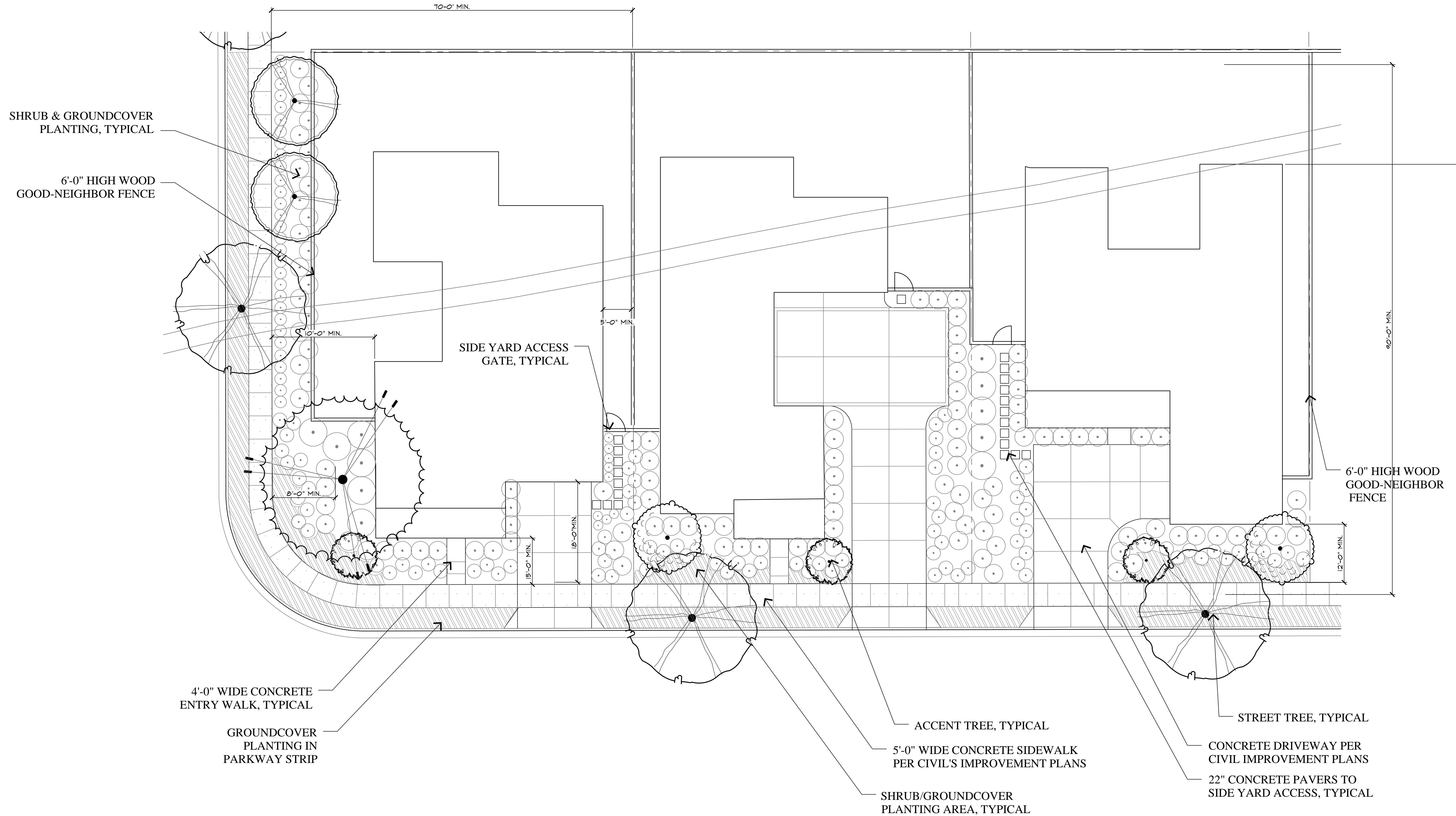
BOTANICAL NAME	COMMON NAME	SIZE	WIDTH / HEIGHT	WATER USE
ARROYO, BIO-RETENTION BASINS, OPEN AREA & PARK PARCEL TREES				
CERCIS OCCIDENTALIS	WESTERN REDBUD	24" BOX	18'/18"	LOW
GINKGO BILOBA 'FASTIGIATA'	MAIDENHAIR TREE	24" BOX	15' /50"	MOD
LAURUS N. 'SARATOGA'	SARATOGA LAUREL	24" BOX	25' / 25'	LOW
PLATANUS A. 'BLOODGOOD'	LONDON PLANE TREE	24" BOX	30' /60"	MOD
QUERCUS AGRIFOLIA	COAST LIVE OAK	24" BOX	50'/50"	LOW
TRISTANIA LAURINA 'ELEGANT'	ELEGANT WATER GUM	24" BOX	35'/45"	MOD

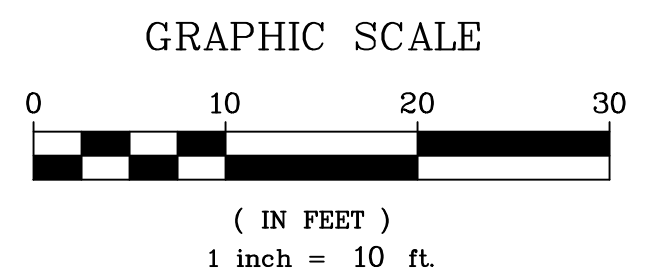
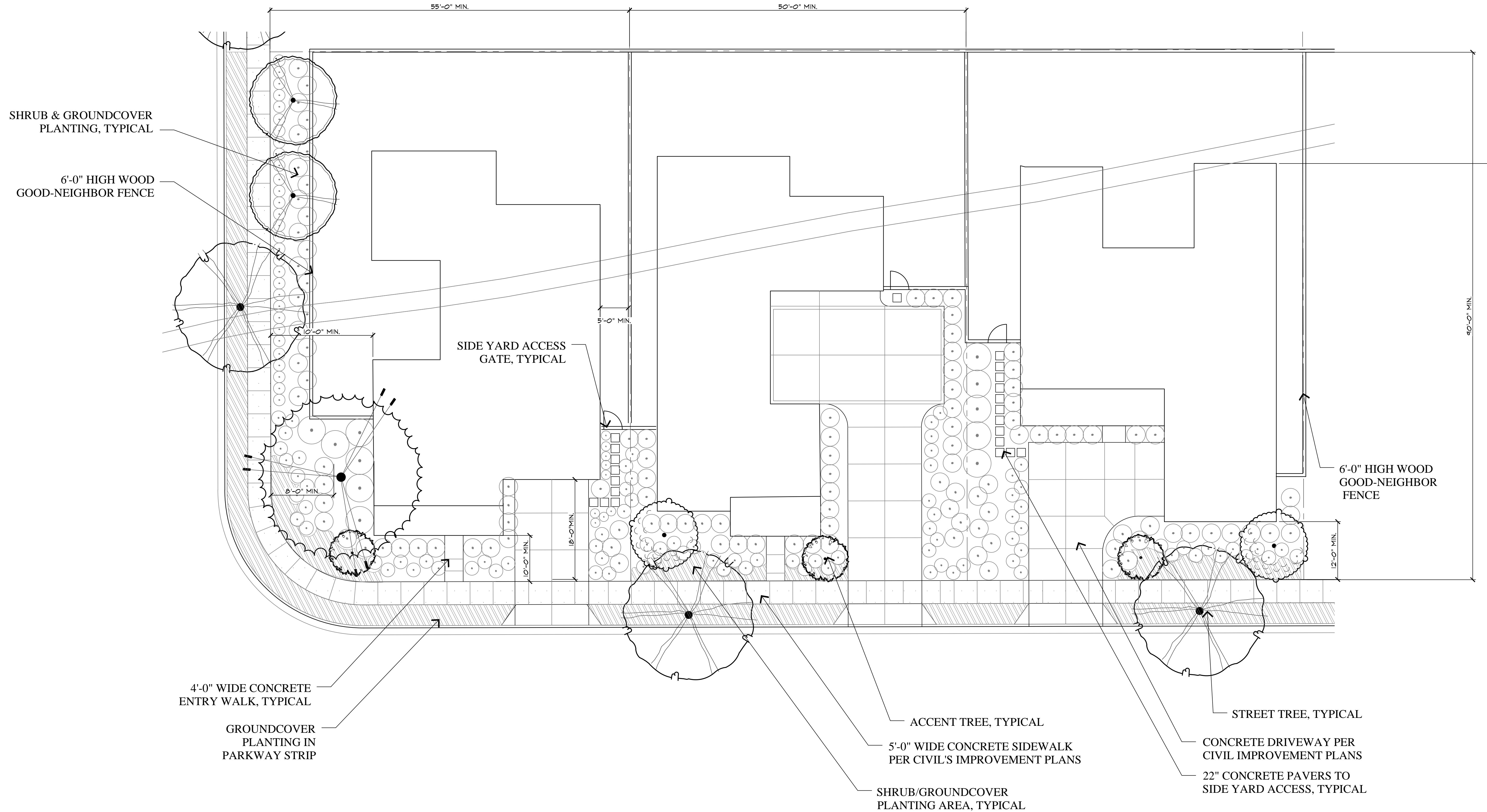
PRELIMINARY PROPOSED PLANT PALETTE

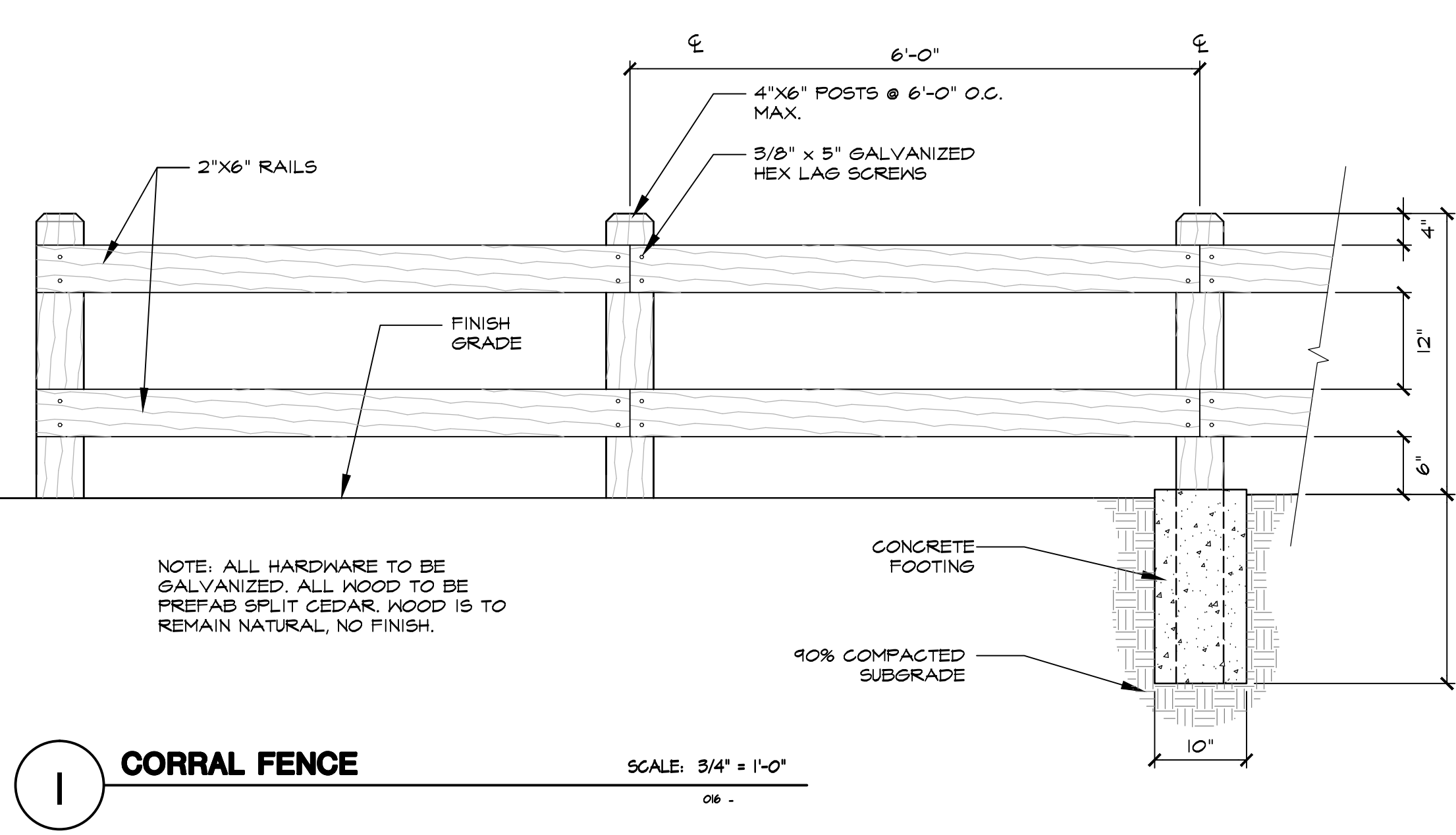
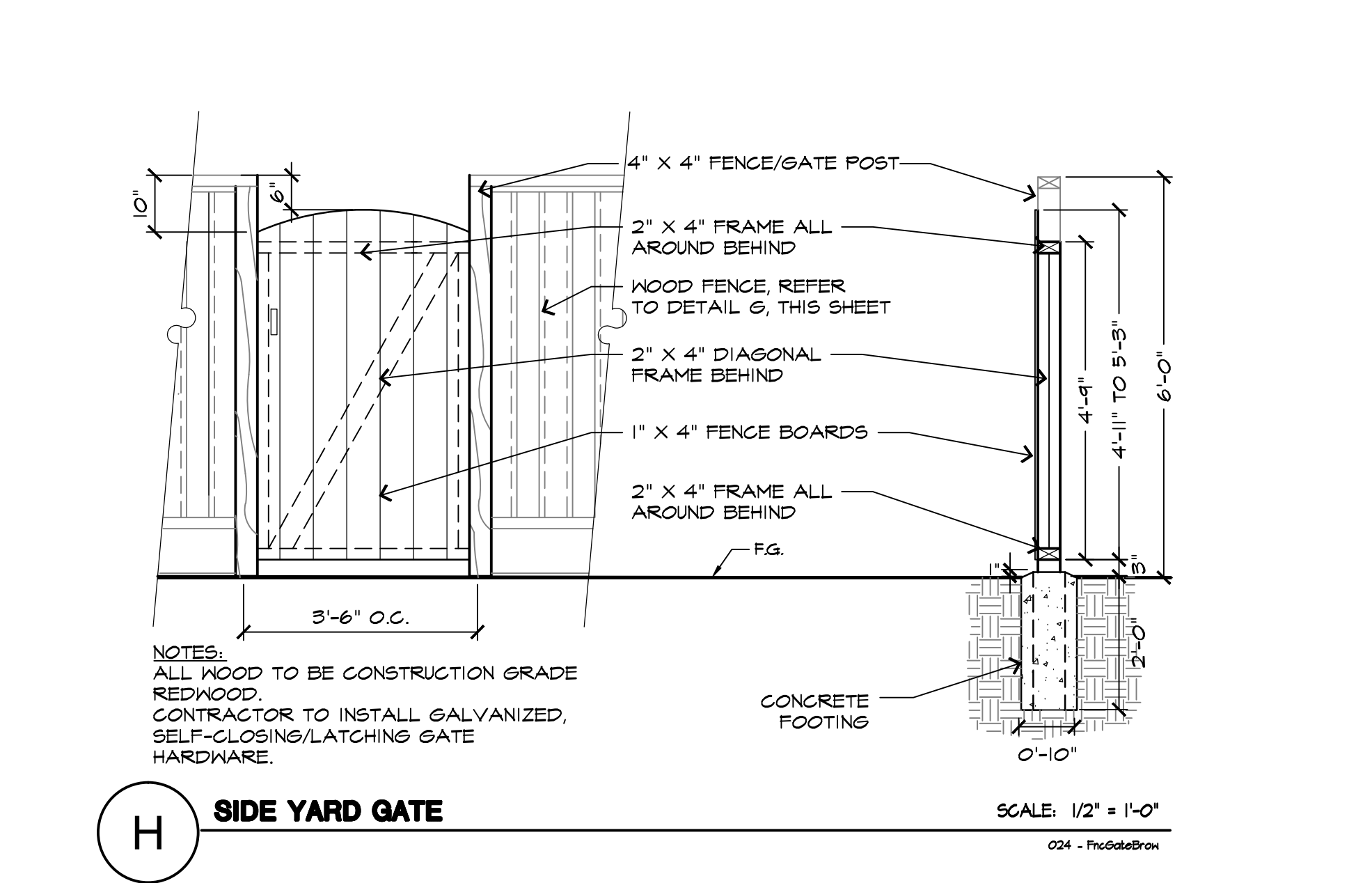
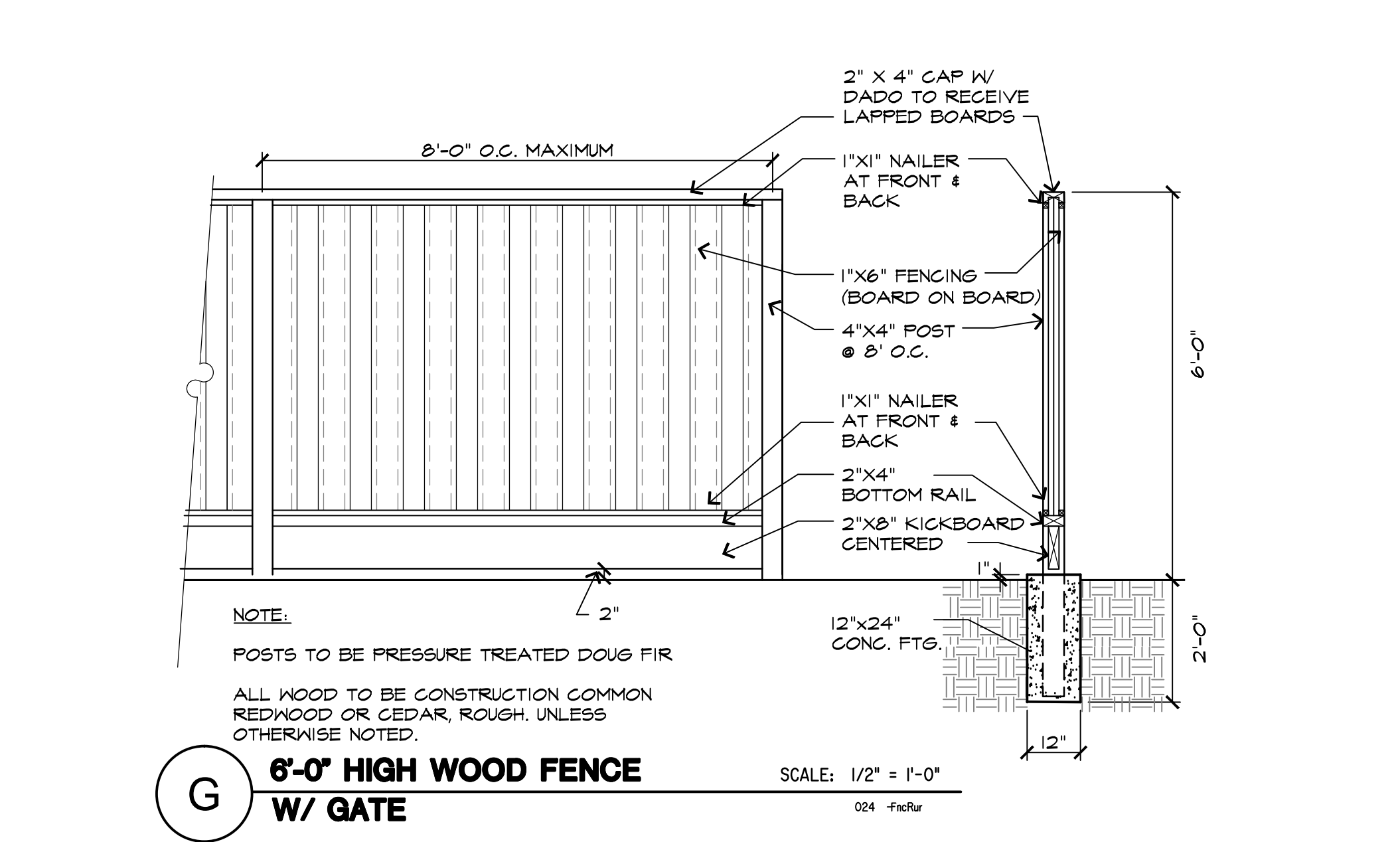
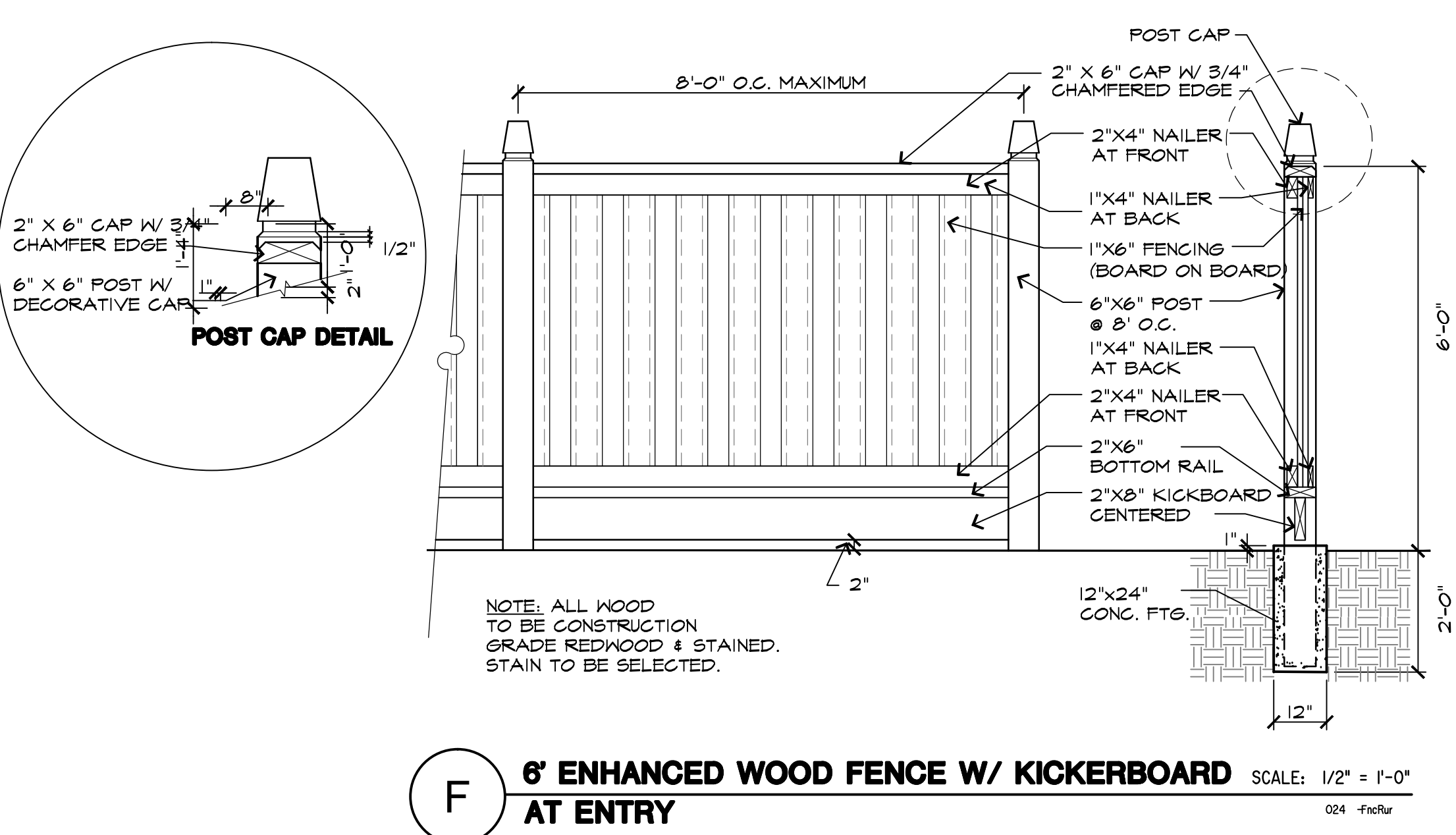
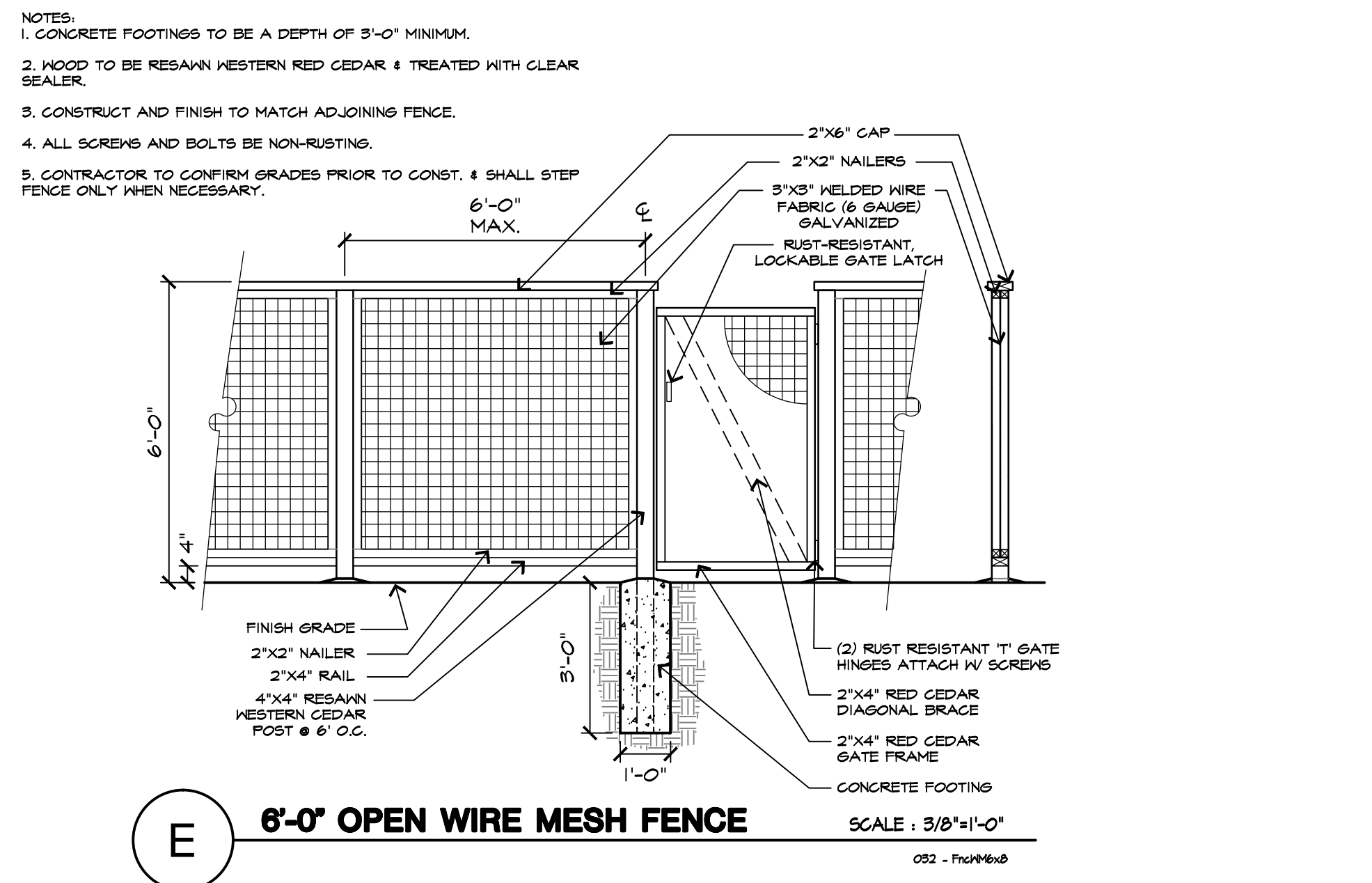
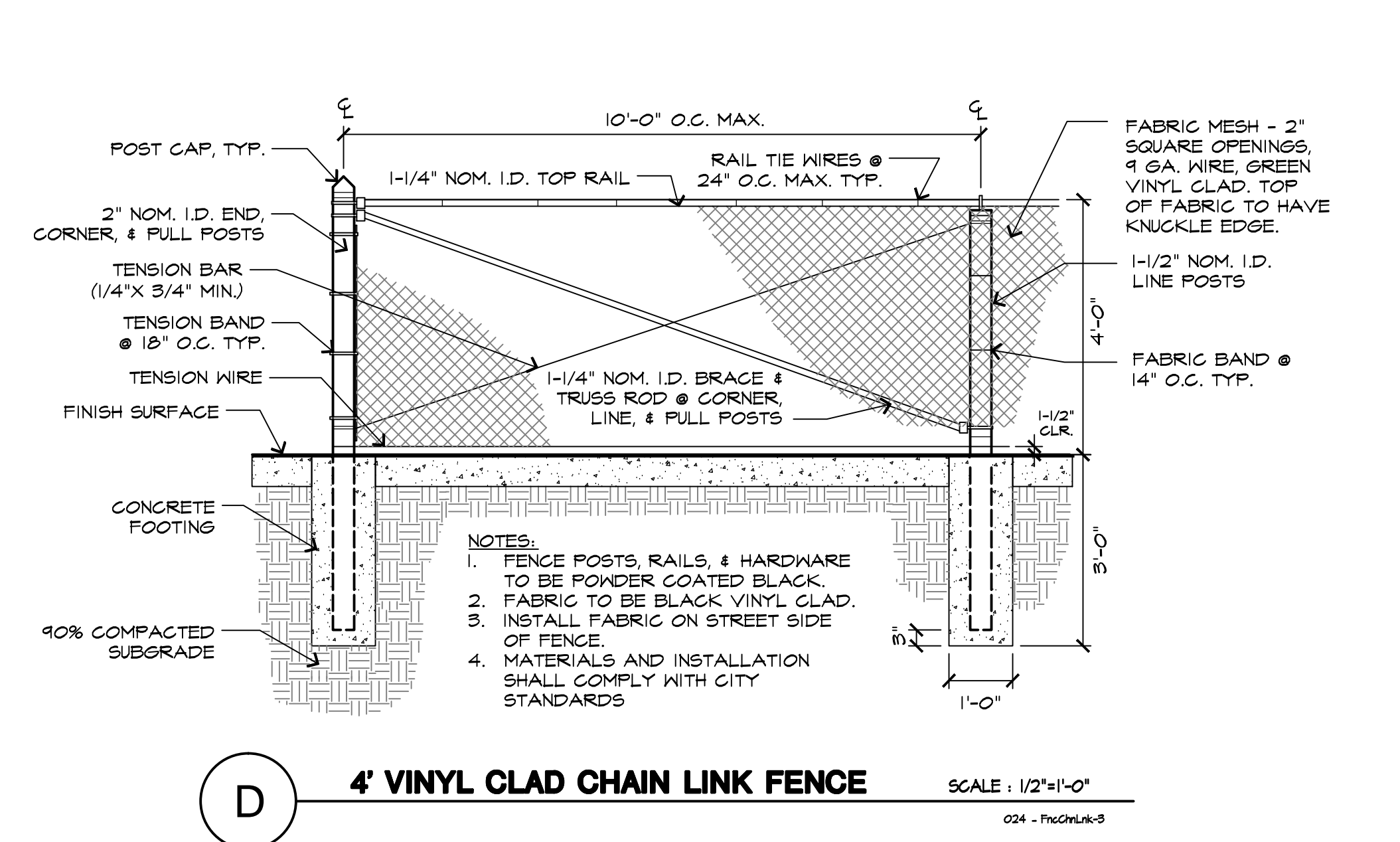
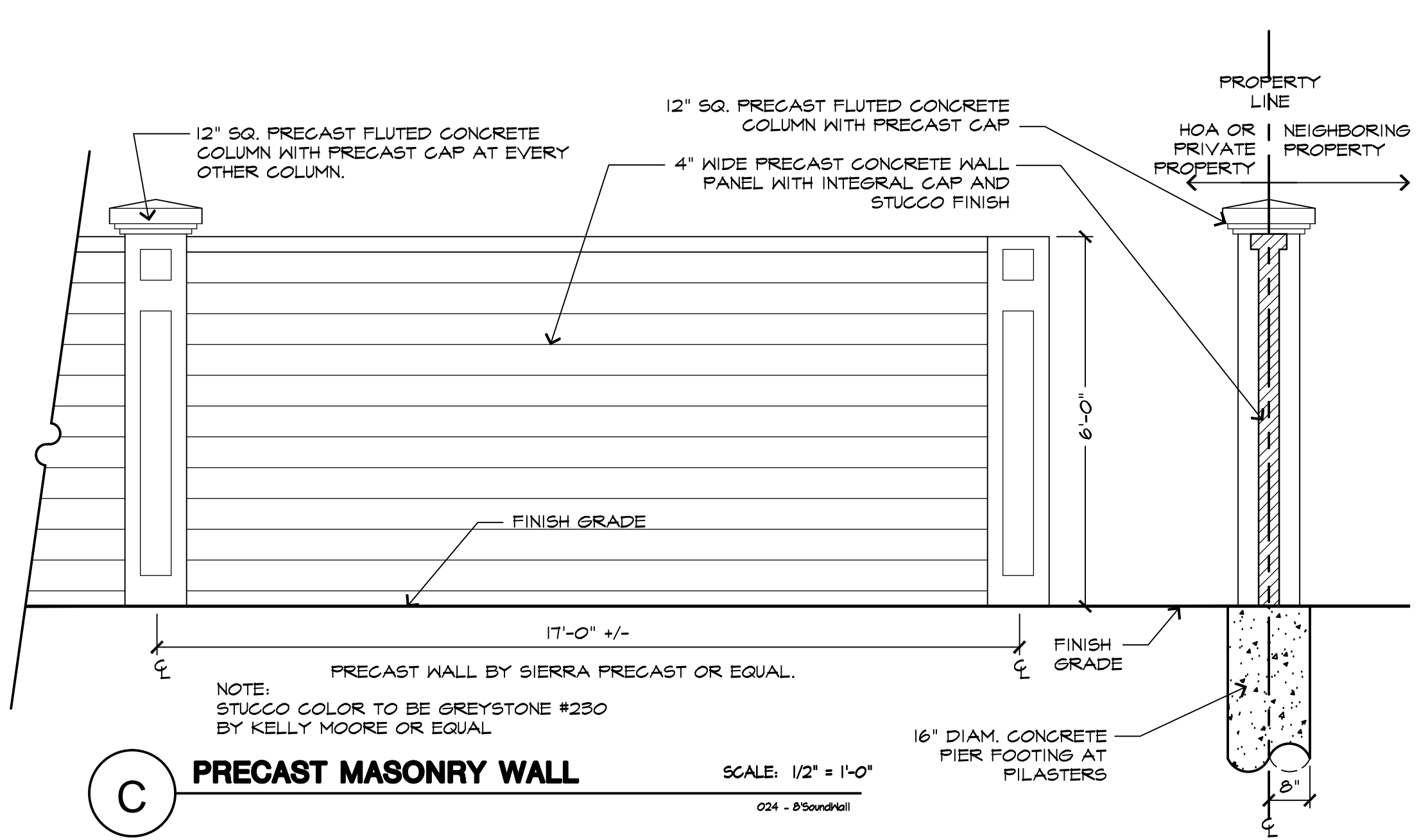
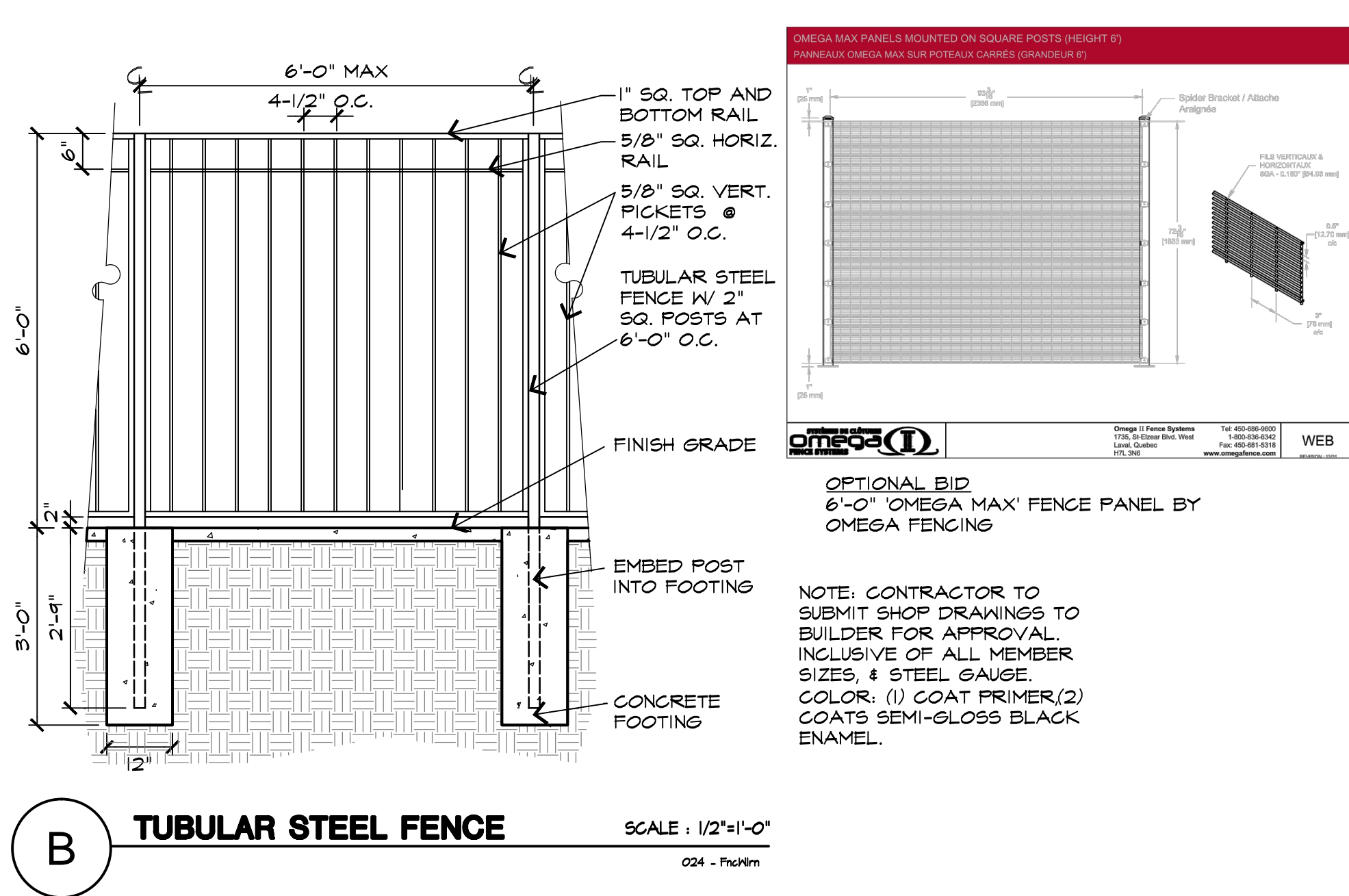
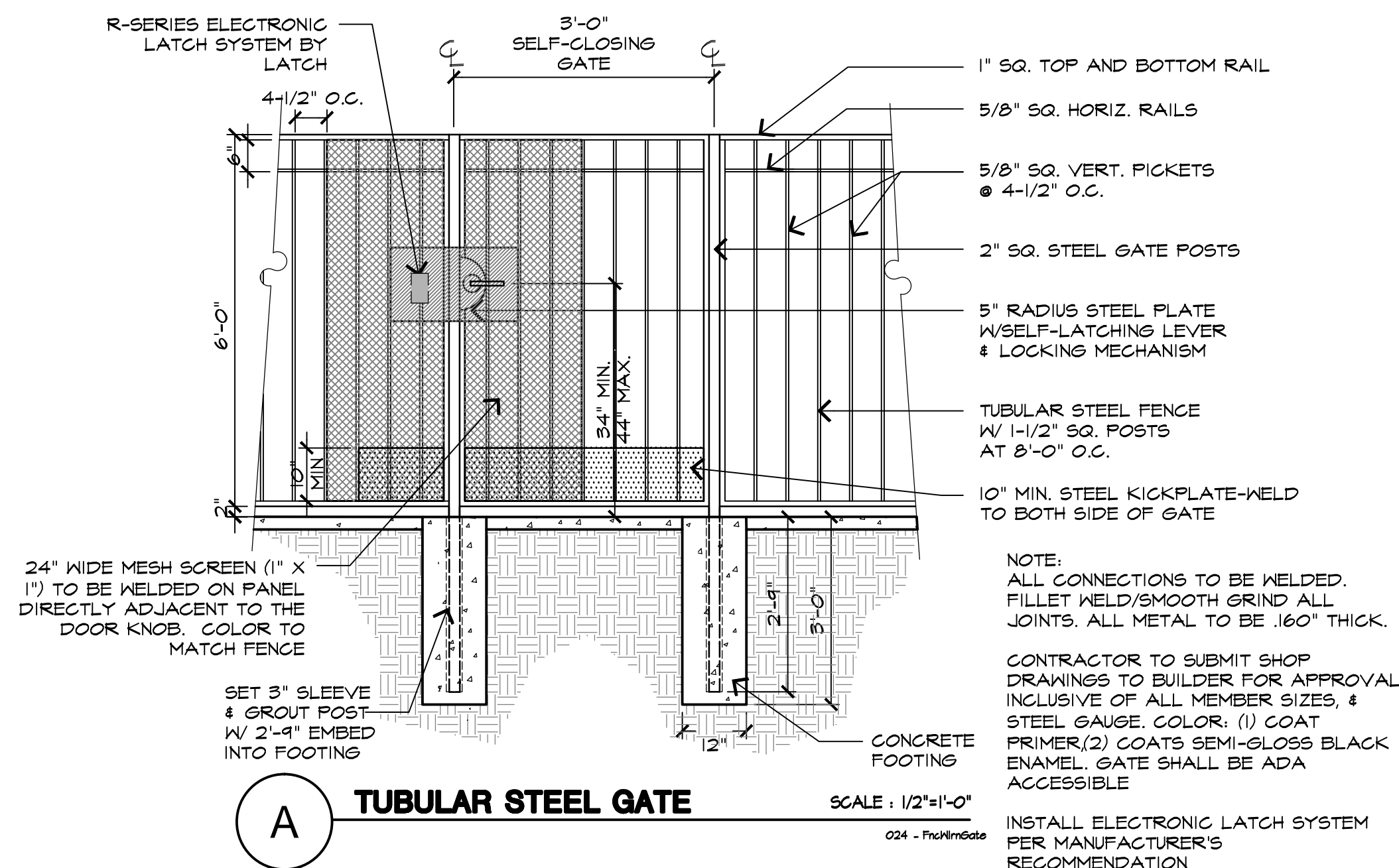
BOTANICAL NAME	COMMON NAME	SIZE	WATER USE	SYMBOL	BOTANICAL NAME	COMMON NAME	WATER USE
SHRUBS							
ARBUS U. 'COMPACTA'	COMPACT STRAWBERRY TREE	5 GALLON	LOW		ARCTOSTAPHYLOS 'EMERALD CARPET'	BEARBERRY	LOW
ARCTOSTAPHYLOS 'HOWARD MCMINN'	MANZANITA	5 GALLON	LOW		CAREX TUMULICOLA	BERKELEY SEDGE	MEDIUM
ARCTOSTAPHYLOS 'PACIFIC MIST'	DWARF COYOTE BRUSH	5 GALLON	LOW		MYOPORIUM PARVIFOLIUM	MYOPORIUM	LOW
BACCHARIS PILULARIS 'TWIN PEAKS'	CALIFORNIA LILAC	5 GALLON	LOW		LANTANA 'CONFETTI'	LANTANA	LOW
CEANOTHUS 'VOYCE COULTER'	SAGELEAF ROCKROSE	5 GALLON	LOW		HYDROSEED SEED	REFER TO SF BAY HABITAT MIX SHOWN THIS SHEET	LOW
CISTUS S. 'PROSTRATUS'	MAGENTA ROCKROSE	5 GALLON	LOW		WETLAND HYDROSEED	REFER TO SF BAY HABITAT T MIX SHOWN THIS SHEET	LOW
CISTUS P. 'SUNSET'	FLANNEL BUSH	5 GALLON	LOW		TURF	NATIVE FESCUE SODDED	NO MOW TURF AVAILABLE AT DELTA BLUEGRASS
FREMONTODENDRON 'KEN TAYLOR'	WOOLY GREVILLEA	5 GALLON	LOW				
GREVILLEA 'NOELLY'	DEER GRASS	5 GALLON	LOW				
MUHLENBERGIA RIGENS	COFFEEBERRY	5 GALLON	LOW				
RHAMNUS C. 'MOUND SAN BRUNO'	MATILIA POPPY	5 GALLON	LOW				
ROMNEYA COULTERI	CALIFORNIA WILD ROSE	5 GALLON	LOW				
ROSA CALIFORNICA	COMMON SNOWBERRY	5 GALLON	LOW				
SYMPHORICARPOS ALBUS	BLUEBELL CREEPER	5 GALLON	LOW				
SOLLYA HETEROPHYLLA	COMMON LILAC	5 GALLON	LOW				
SYRINGA VULGARIS							









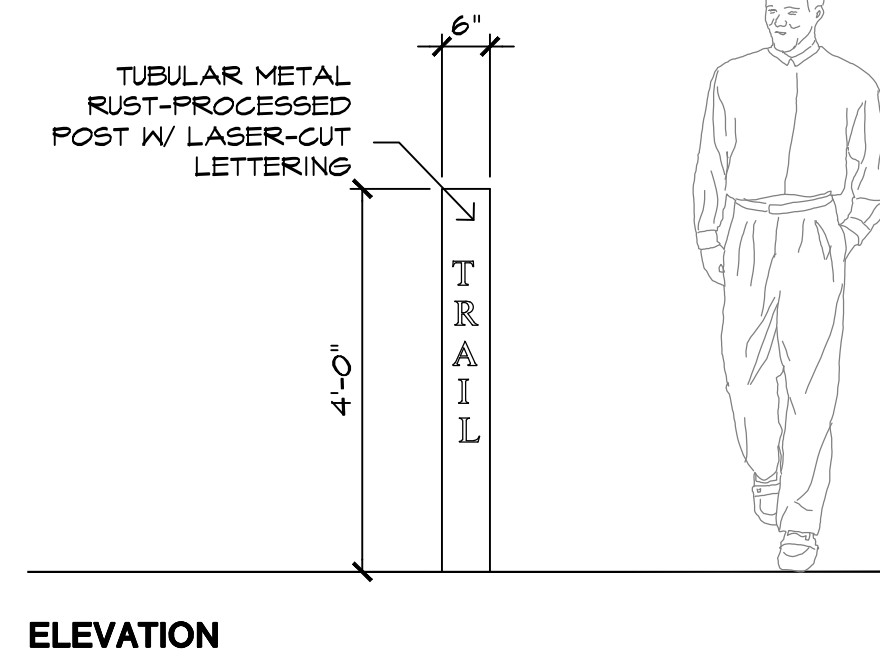




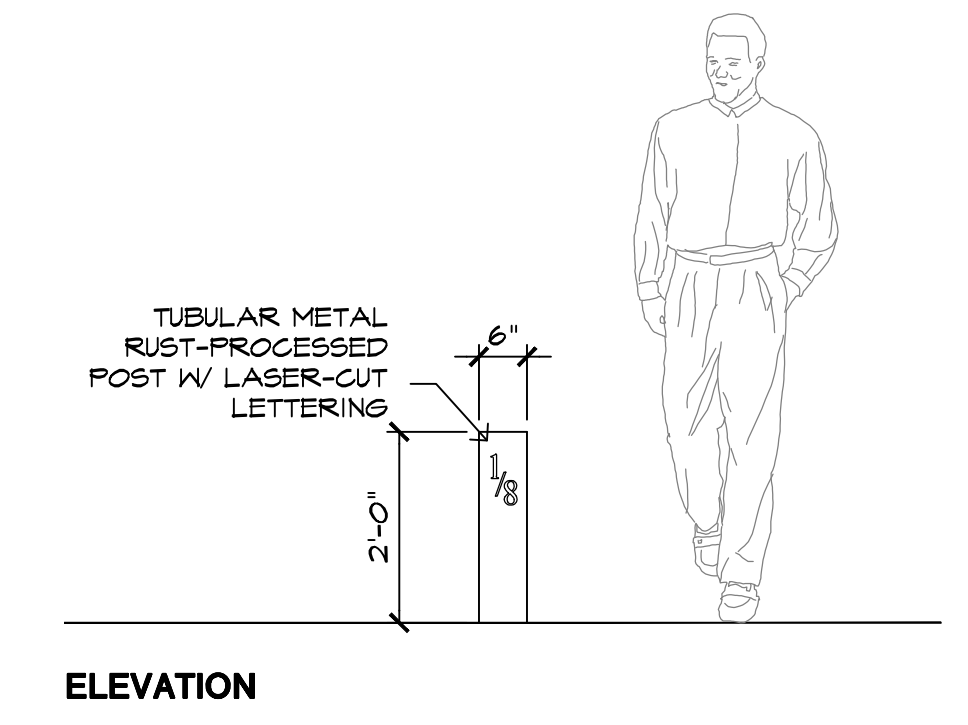
A TRAIL WAYFINDING SIGN SCALE :NTS
024 -



B PLANT / ANIMAL SPECIES HABITAT INFORMATION SIGN SCALE :NTS
024 -



C TRAIL MARKER SCALE: 1/2" = 1'-0"
024 -



D TRAIL MARKER SCALE: 1/2" = 1'-0"
024 -



E PICNIC TABLE BY TREE TOP PRODUCTS SCALE :NTS
024 -



F ADA PICNIC TABLE BY TREE TOP PRODUCTS SCALE :NTS
024 -



G BENCH BY WHOLE TREES SCALE :NTS
024 -