



Plan 2A

Plan 3C

Plan 1B

Rialto Place

City of Antioch, CA
A.D. S e e n o C o n s t r u c t i o n

SOMERSVILLE ROAD



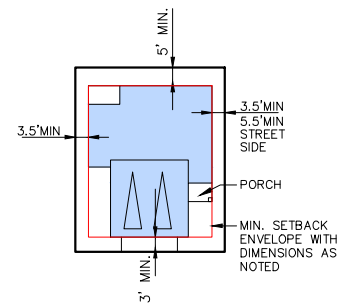
Rialto Parking Tabulation

Home Type	City Required			State Required			Parking Provided				
	BR Count	Homes	Garage (2 per unit)	Guest (1 per unit)	TOTAL	3-BR (1.5 per unit)	4-BR + (2.5 per unit)	TOTAL	Garage (2 per unit)	Guest (0.5 per unit)	TOTAL
3-BR	107		214	107	321	161		161	214	54	268
4-BR +	67		134	67	201		168	168	134	34	168
Total	174		348	174	522	161	168	329	348	88	436
Ratio					3:1			1.9:1			2.5:1

*All City required parking information is based on Antioch Municipal Code Table: § 9-5.1703.1.
 *All State required parking information is based on Government Code 65915.(p)(1).
 *The total parking provided tabulation does not include street parking.
 *All provided guest parking will be standard spaces, there will be no accessible or compact spaces.

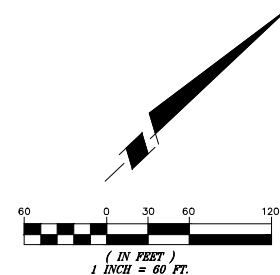
DISTRIBUTION TABLE

PLAN#	1	2	3	4	5	
	TWO-STORY 3-BEDROOMS	TWO-STORY 3-BEDROOMS	TWO-STORY 4-BEDROOMS	TWO-STORY 3-BEDROOMS +1-JR ADU	TWO-STORY 4-BEDROOMS +1-JR ADU	
LIVING	1,806 SQ. FT.	1,984 SQ. FT.	2,264 SQ. FT.	2,513 SQ. FT.	2,762 SQ. FT.	
GARAGE	436 SQ. FT.	419 SQ. FT.	426 SQ. FT.	426 SQ. FT.	502 SQ. FT.	
COUNT	56	51	53	11	3	174
PERCENT	32%	29%	31%	6%	2%	100%



TYPICAL MINIMUM LOT SETBACKS
N.T.S.

ENCROACHMENT ALLOWED UP TO 10 FEET IN WIDTH BUT SHALL NOT INFRINGE INTO THE MINIMUM 3-FOOT FIRE ACCESS.



Rialto Affordable Housing Tabulation

Home Type	Number of Homes			SB330 lower-income	RHNA Reporting			
	Base Count	Bonus	Total		Very-Low	Low	Moderate	Above-Mod
3-BR	90	17	107	0	0	0	0	107
3-BR + JADU	0	11	11	11	11	0	0	11
4-BR	40	13	53	0	0	0	4	49
5-BR (shared-housing)	0	3	3	15	15	0	0	0
Total	130	44	174	26	26	0	4	167

* Project site is not zoned Residential.
 * City does not have an affordable housing ordinance.
 * "Base Count" is derived from the Project SB330 Preliminary Application (PA) of 108, increased by 20%, which is 130 SF homes.
 * Project is providing 20% lower-income units under SB330. 20% of 130 = 26 (all @ very-low-income).
 * 20% very-low-income units entitles the Project to 50% bonus. 130 * 1.50 = 195
 * Dwelling units are not restricted to senior housing

MASTER PLOTTING PLAN

RIALTO PLACE
ANTIOCH, CA

MAY 3, 2024

PERCENT LOT COVERAGE

Lot	Net Lot Area	Plan Type	Number of Bedrooms	Ground Floor Area	Percent Lot Coverage
1	2,139	2	3	1,188	56%
2	2,150	3	4	1,401	65%
3	2,345	1	3	1,127	48%
4	2,436	2	3	1,188	49%
5	2,186	3	4	1,401	64%
6	2,165	1	3	1,127	52%
7	2,231	2	3	1,188	53%
8	2,359	3	4	1,401	59%
9	2,655	1	3	1,127	42%
10	2,477	2	3	1,188	48%
11	2,195	3	4	1,401	64%
12	2,153	1	3	1,127	52%
13	2,240	1	3	1,127	50%
14	2,377	3	4	1,401	59%
15	2,674	2	3	1,188	44%
16	2,195	3	4	1,401	64%
17	2,153	2	3	1,188	55%
18	2,240	2	3	1,188	53%
19	2,377	3	4	1,401	59%
20	5,151	5	5	1,630	32%
21	2,477	2	3	1,188	48%
22	2,195	3	4	1,401	64%
23	2,153	1	3	1,127	52%
24	2,240	1	3	1,127	50%
25	2,377	3	4	1,401	59%
26	2,675	2	3	1,188	44%
27	2,151	3	4	1,401	65%
28	2,151	2	3	1,188	55%
29	2,149	2	3	1,188	55%
30	2,228	3	4	1,401	63%
31	4,841	5	5	1,630	34%
32	2,352	2	3	1,188	51%
33	2,150	3	4	1,401	65%
34	2,124	1	3	1,127	53%
35	2,909	2	3	1,188	41%
36	2,967	3	4	1,401	47%
37	2,989	2	3	1,188	40%
38	2,989	3	4	1,401	47%
39	2,967	1	3	1,127	38%
40	2,884	2	3	1,188	41%
41	2,124	1	3	1,127	53%
42	2,149	3	4	1,401	65%
43	2,179	2	3	1,188	55%
44	2,179	1	3	1,127	52%
45	2,148	3	4	1,401	65%
46	2,141	1	3	1,127	53%
47	2,349	1	3	1,127	48%
48	2,365	3	4	1,401	59%
49	2,397	2	3	1,188	50%
50	2,397	1	3	1,127	47%
51	2,365	3	4	1,401	59%
52	2,338	2	3	1,188	51%
53	2,992	1	3	1,127	38%
54	2,477	3	4	1,401	57%
55	2,427	1	3	1,127	46%
56	2,300	3	4	1,401	61%
57	2,667	2	3	1,188	45%
58	2,821	1	3	1,127	40%
59	2,365	3	4	1,401	59%

Lot	Net Lot Area	Plan Type	Number of Bedrooms	Ground Floor Area	Percent Lot Coverage
60	2,585	2	3	1,188	46%
61	2,585	1	3	1,127	44%
62	3,009	2	3	1,188	39%
63	2,571	1	3	1,127	44%
64	2,477	3	4	1,401	57%
65	2,477	1	3	1,127	45%
66	3,530	4	4	1,569	44%
67	3,012	1	3	1,127	37%
68	2,722	3	4	1,401	51%
69	2,722	1	3	1,127	41%
70	2,578	2	3	1,188	46%
71	2,186	1	3	1,127	52%
72	2,352	3	4	1,401	60%
73	2,523	1	3	1,127	45%
74	2,588	2	3	1,188	46%
75	3,569	2	3	1,188	33%
76	2,801	4	4	1,569	56%
77	2,886	2	3	1,188	41%
78	4,338	3	4	1,401	32%
79	3,242	1	3	1,127	35%
80	3,457	1	3	1,127	33%
81	2,478	1	3	1,127	45%
82	2,140	3	4	1,401	65%
83	3,627	2	3	1,188	33%
84	3,556	1	3	1,127	32%
85	3,228	3	4	1,401	43%
86	3,199	1	3	1,127	35%
87	3,381	4	4	1,569	46%
88	2,352	1	3	1,127	48%
89	2,148	2	3	1,188	55%
90	2,125	1	3	1,127	53%
91	2,352	3	4	1,401	60%
92	3,141	4	4	1,569	50%
93	2,226	2	3	1,188	53%
94	3,752	4	4	1,569	42%
95	3,672	3	4	1,401	38%
96	2,837	1	3	1,127	40%
97	2,905	2	3	1,188	41%
98	2,937	3	4	1,401	48%
99	2,933	2	3	1,188	41%
100	3,213	3	4	1,401	44%
101	3,756	4	4	1,569	42%
102	2,288	1	3	1,127	49%
103	2,645	3	4	1,401	53%
104	2,125	2	3	1,188	56%
105	2,150	3	4	1,401	65%
106	2,355	1	3	1,127	48%
107	2,125	1	3	1,127	53%
108	2,150	3	4	1,401	65%
109	2,860	2	3	1,188	42%
110	3,544	1	3	1,127	32%
111	2,150	3	4	1,401	65%
112	2,125	2	3	1,188	56%
113	2,768	1	3	1,127	41%
114	2,752	3	4	1,401	51%
115	3,520	3	4	1,401	40%
116	3,993	3	4	1,401	35%
117	3,282	2	3	1,188	36%
118	2,516	1	3	1,127	45%

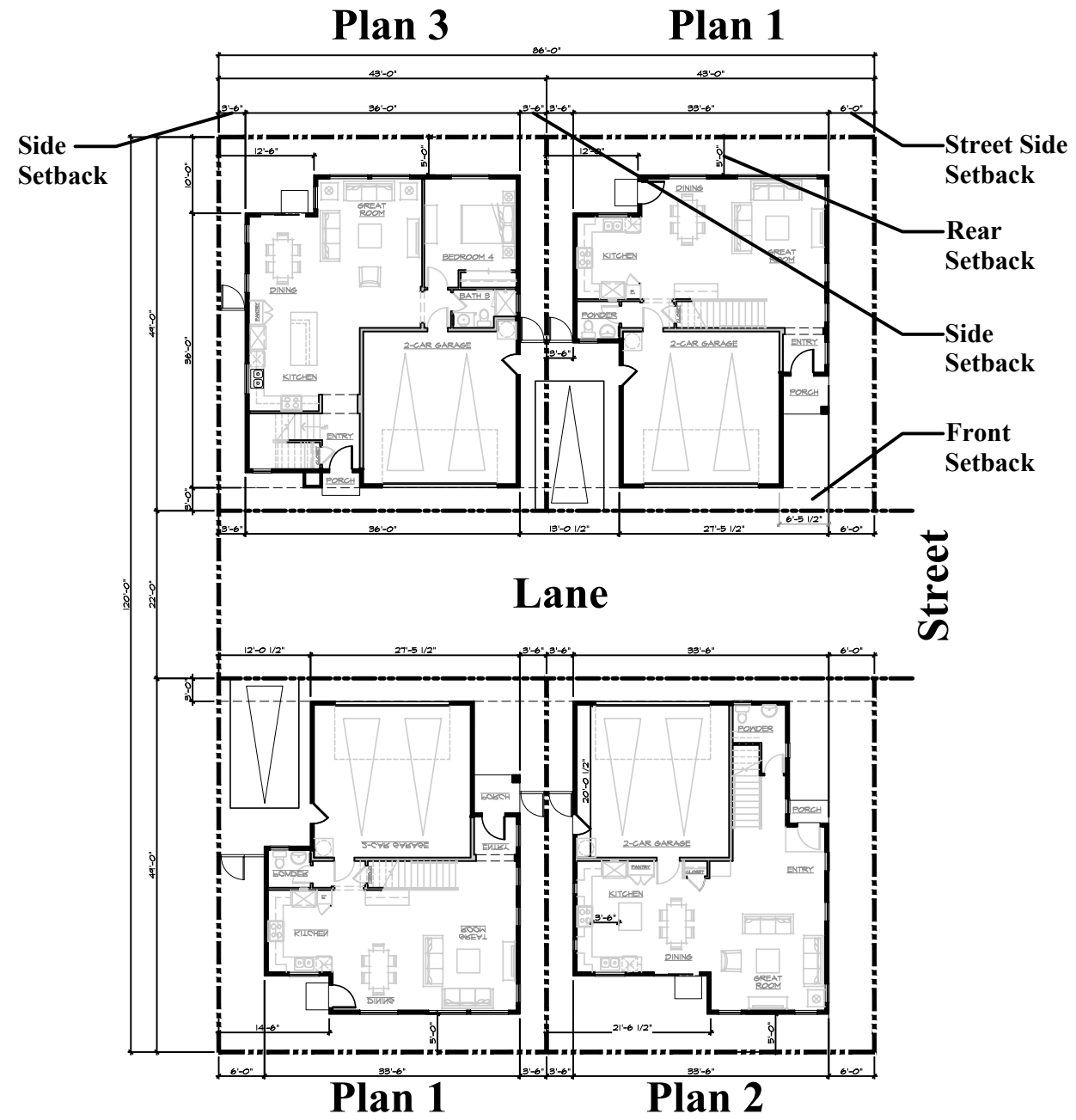
Lot	Net Lot Area	Plan Type	Number of Bedrooms	Ground Floor Area	Percent Lot Coverage
119	2,149	3	4	1,401	65%
120	2,731	2	3	1,188	43%
121	3,314	4	4	1,401	42%
122	2,136	2	3	1,188	56%
123	2,338	1	3	1,127	48%
124	2,352	3	4	1,401	60%
125	2,352	1	3	1,127	48%
126	2,125	2	3	1,188	56%
127	2,594	3	4	1,401	54%
128	2,629	1	3	1,127	43%
129	2,107	2	3	1,188	56%
130	2,025	1	3	1,127	56%
131	2,880	2	3	1,188	41%
132	2,797	3	4	1,401	50%
133	2,773	2	3	1,188	43%
134	3,672	4	4	1,569	43%
135	2,678	1	3	1,127	42%
136	2,645	3	4	1,401	53%
137	3,180	1	3	1,127	35%
138	2,466	2	3	1,188	48%
139	2,150	3	4	1,401	65%
140	2,125	2	3	1,188	56%
141	2,125	2	3	1,188	56%
142	2,150	3	4	1,401	65%
143	4,728	5	5	1,630	34%
144	2,363	2	3	1,188	50%
145	2,150	3	4	1,401	65%
146	2,125	1	3	1,127	53%
147	2,125	1	3	1,127	53%
148	2,150	3	4	1,401	65%
149	2,363	2	3	1,188	50%
150	2,362	1	3	1,127	48%
151	2,150	3	4	1,401	65%
152	2,125	2	3	1,188	56%
153	2,125	1	3	1,127	53%
154	2,150	3	4	1,401	65%
155	2,361	1	3	1,127	48%
156	2,352	1	3	1,127	48%
157	2,150	3	4	1,401	65%
158	2,124	2	3	1,188	56%
159	2,672	2	3	1,188	44%
160	2,592	1	3	1,127	43%
161	2,592	2	3	1,188	46%
162	3,280	1	3	1,127	34%
163	4,048	4	4	1,569	39%
164	3,308	3	4	1,401	42%
165	3,540	4	4	1,569	44%
166	2,795	1	3	1,127	40%
167	2,633	2	3	1,188	45%
168	2,433	3	4	1,401	58%
169	2,314	1	3	1,127	49%
170	2,125	1	3	1,127	53%
171	2,800	1	3	1,127	40%
172	3,194	3	4	1,401	44%
173	4,805	4	4	1,569	33%
174	2,908	2	3	1,188	41%

NOTE: Percent of net lot area covered by buildings is the same as percent lot coverage.

MASTER PLOTTING PLAN SITE DATA

RIALTO PLACE
ANTIOCH, CA

MAY 3, 2024

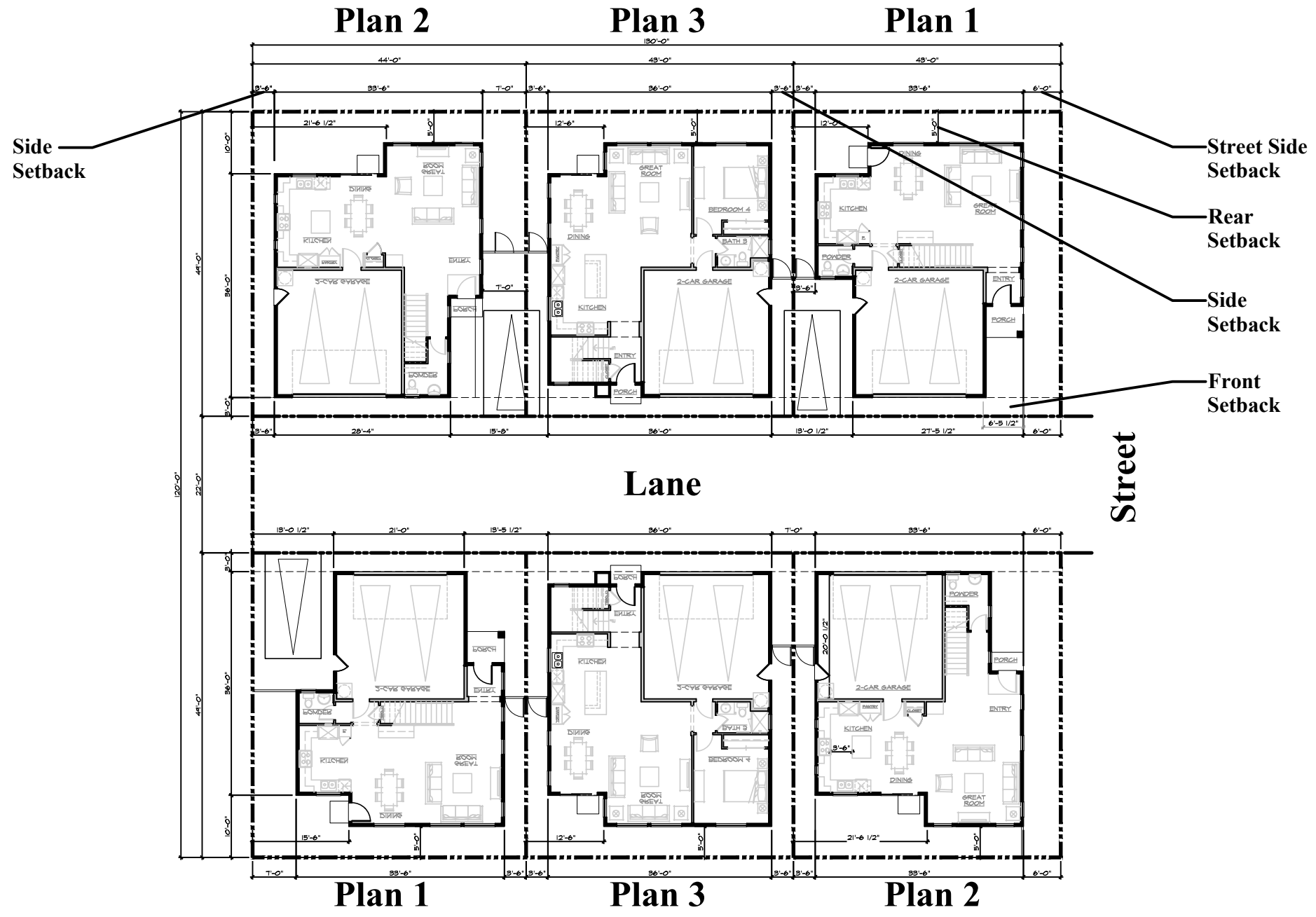


4 Pack Cluster Site Plan



Rialto Place
 City of Antioch, CA.
 A.D. Seeno Construction

Date: May 3, 2024
 Legacy Design Group, LLC.



6 Pack Cluster Site Plan



Rialto Place
 City of Antioch, CA.
 A.D. Seeno Construction

Date: May 3, 2024
 Legacy Design Group, LLC.



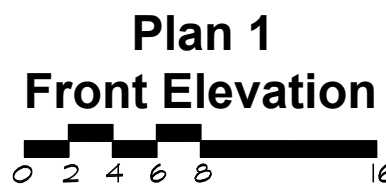
Elevation A



Elevation B

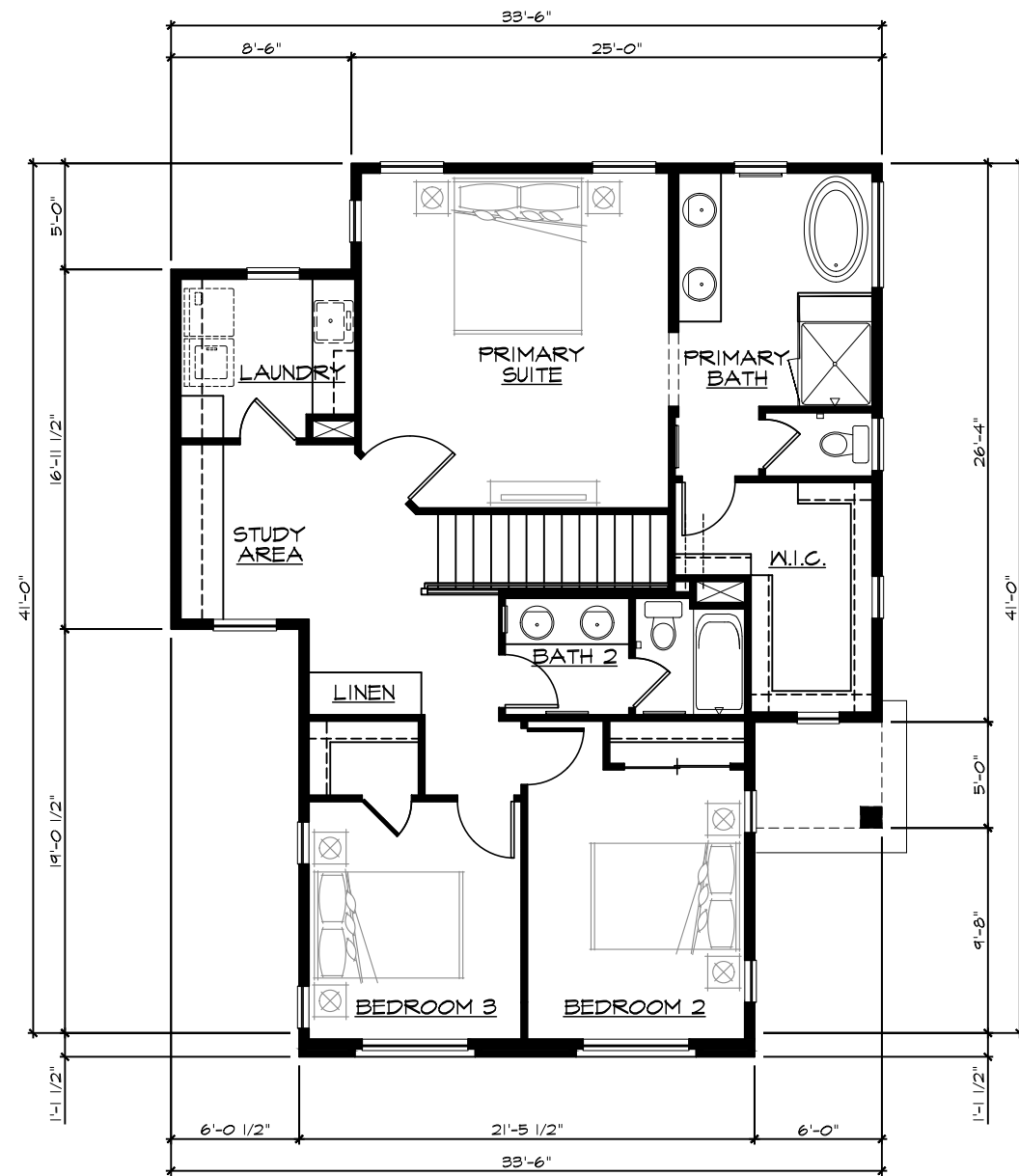


Elevation C



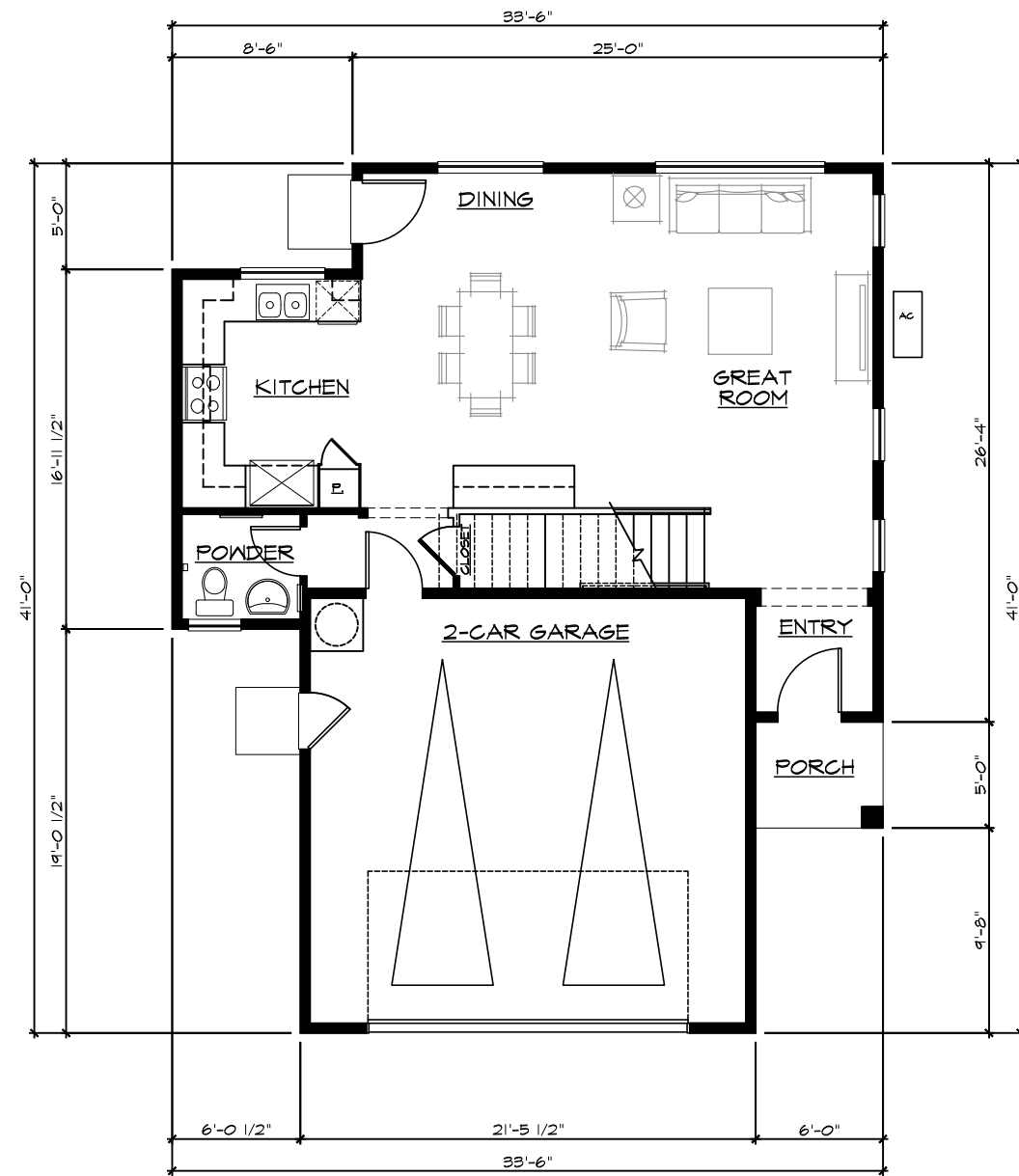
Rialto Place
 City of Antioch, CA.
 A.D. Seeno Construction

Date: May 3, 2024
 Legacy Design Group, LLC.



Second Floor

FLOOR AREA: 1,115 SQ. FT.



First Floor

FLOOR AREA: 691 SQ. FT.

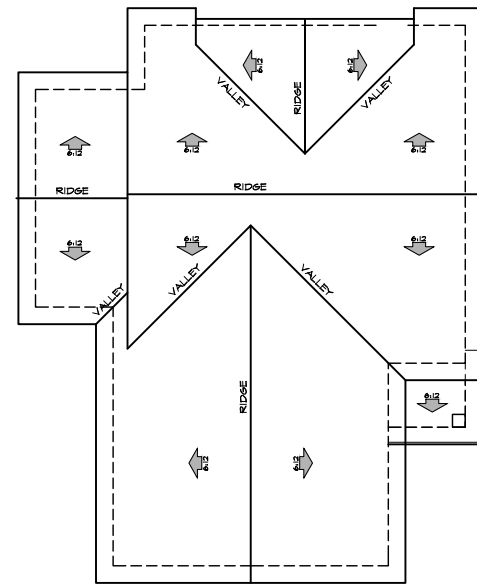
**Plan 1
Elevation 'A'**



SQUARE FOOTAGE	
TOTAL LIVING AREA:	1,806 SQ. FT.
GARAGE AREA:	436 SQ. FT.

Rialto Place
City of Antioch, CA.
A.D. Seeno Construction

Date: May 3, 2024
Legacy Design Group, LLC.



Roof Plan 'A'

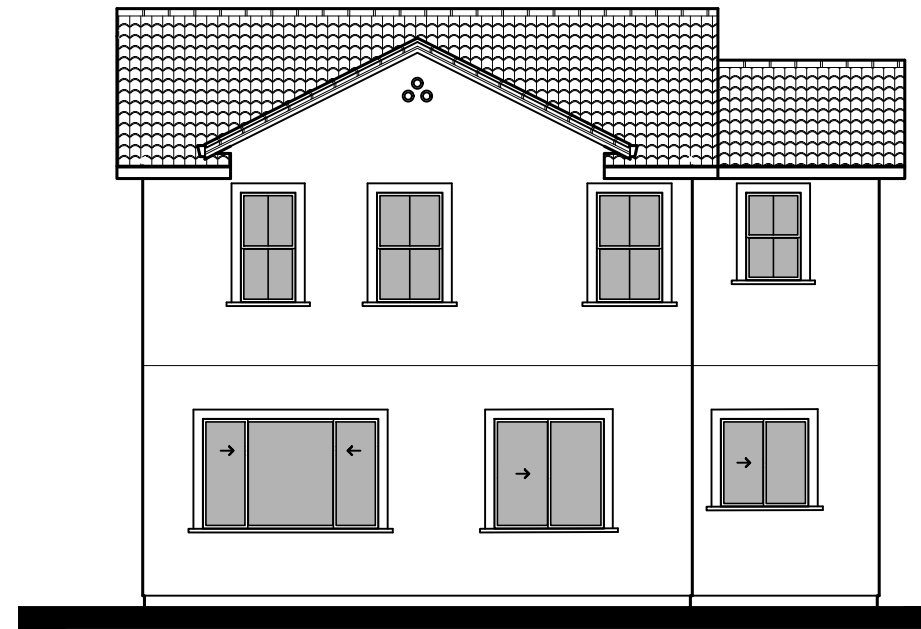


Right



Left

**Plan 1
Elevation: 'A'**

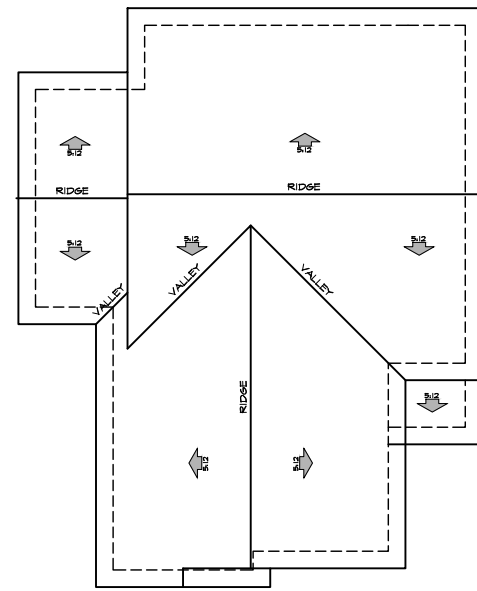


Rear

Rialto Place

City of Antioch, CA.
A.D. Seeno Construction

Date: May 3, 2024
Legacy Design Group, LLC.



Roof Plan 'B'



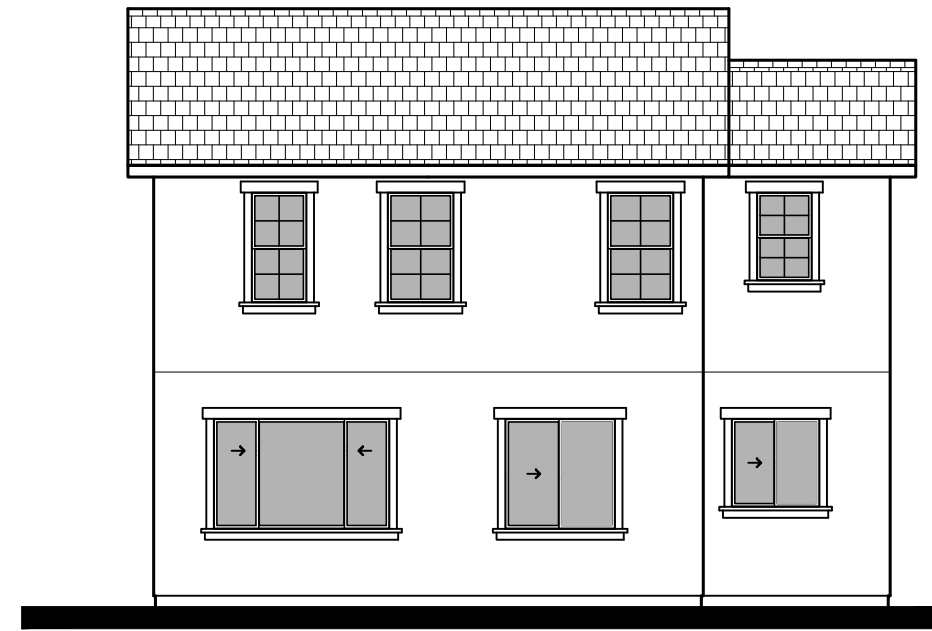
Right



Left

Plan 1

Elevation: 'B'

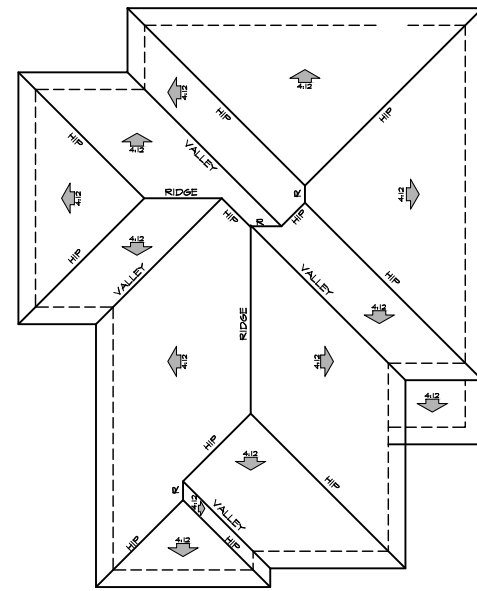


Rear

Rialto Place

City of Antioch, CA.
A.D. Seeno Construction

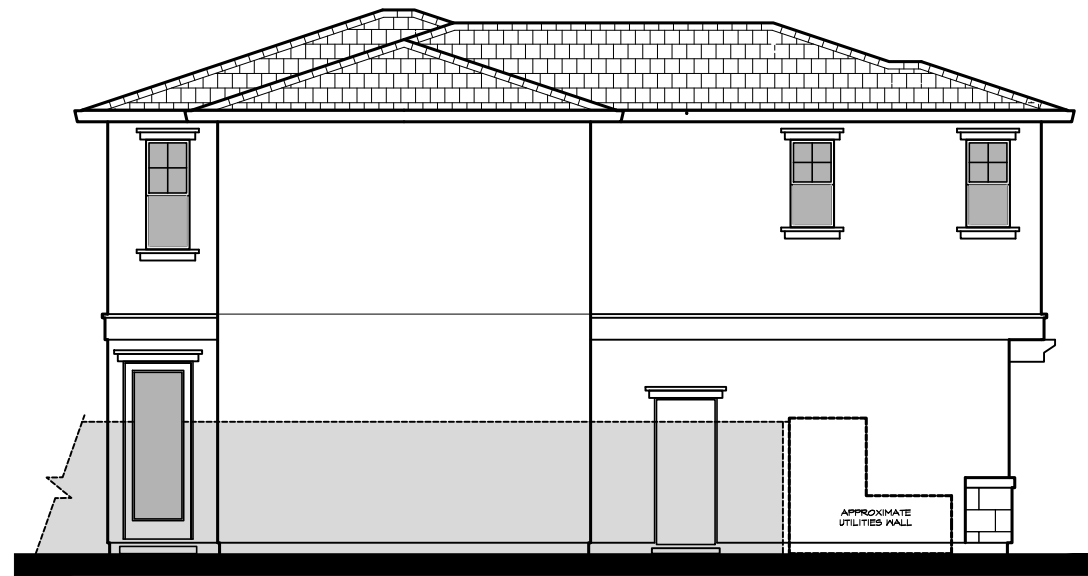
Date: May 3, 2024
Legacy Design Group, LLC.



Roof Plan 'B'



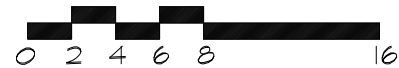
Right



Left

Plan 1

Elevation: 'B'



Rear

Rialto Place

City of Antioch, CA.
A.D. Seeno Construction

Date: May 3, 2024
Legacy Design Group, LLC.




Elevation A



Elevation B

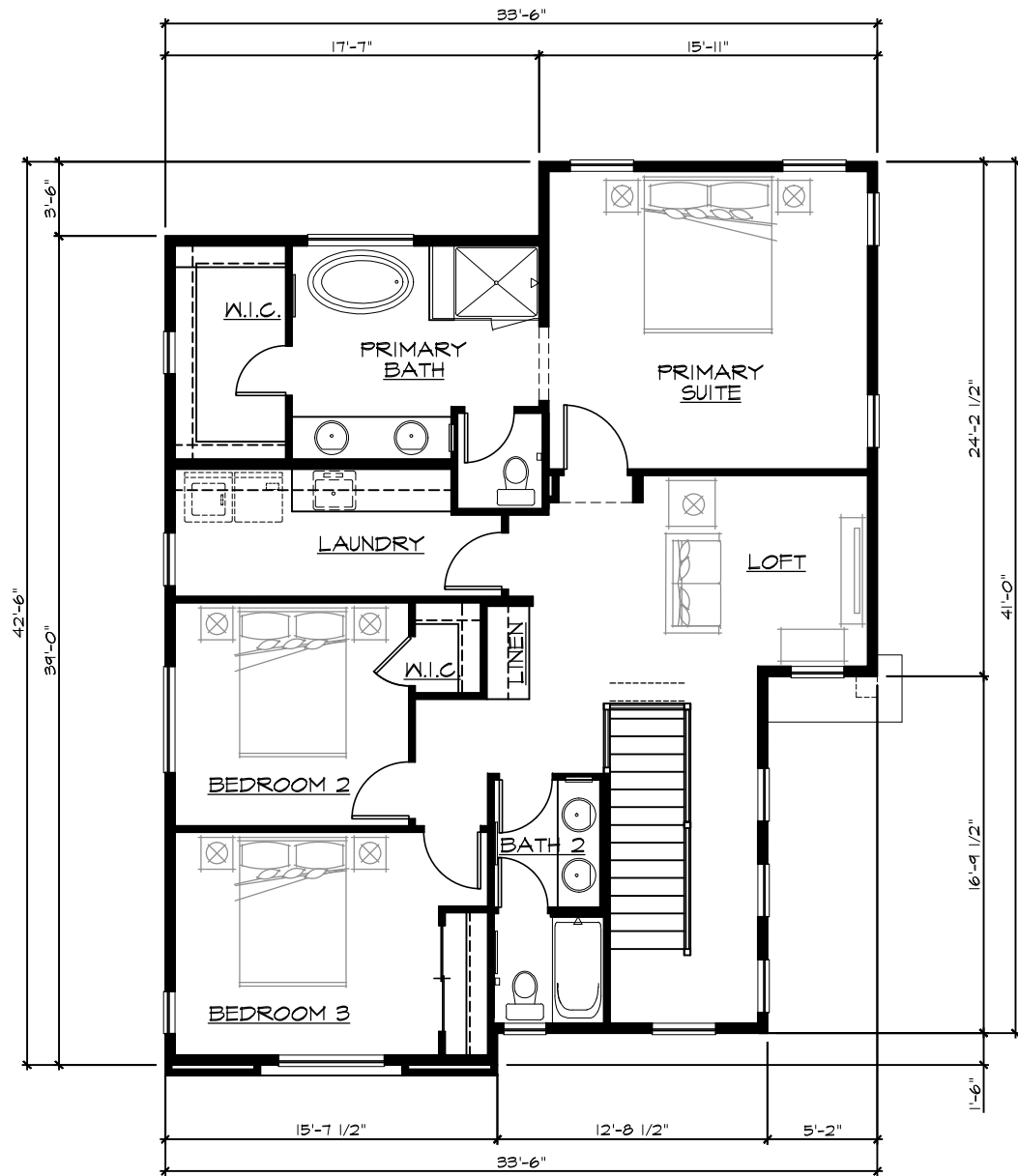


Elevation C

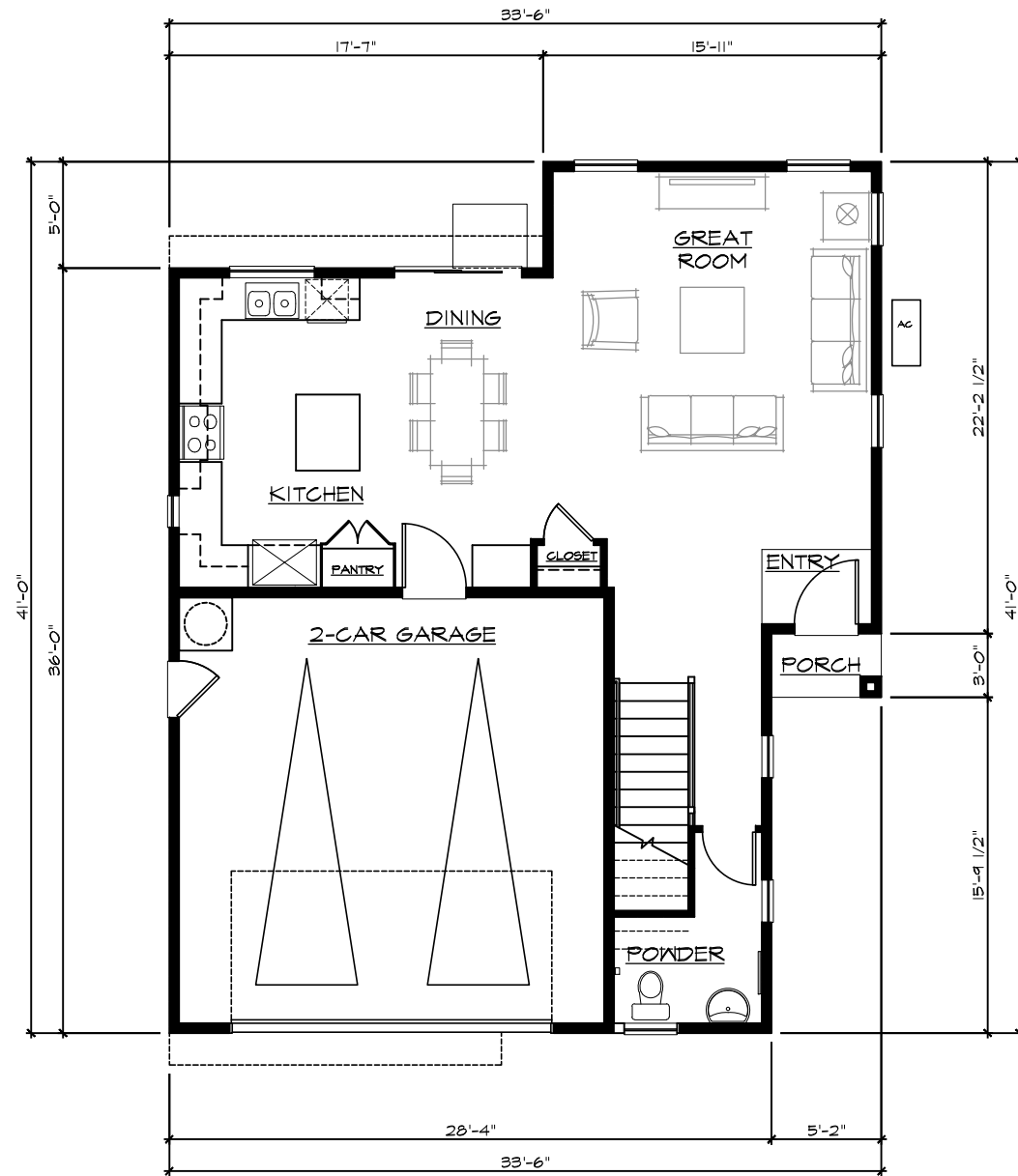


Rialto Place
City of Antioch, CA.
A.D. Seeno Construction

Date: May 3, 2024
Legacy Design Group, LLC.



Second Floor
 FLOOR AREA: 1,215 SQ. FT.



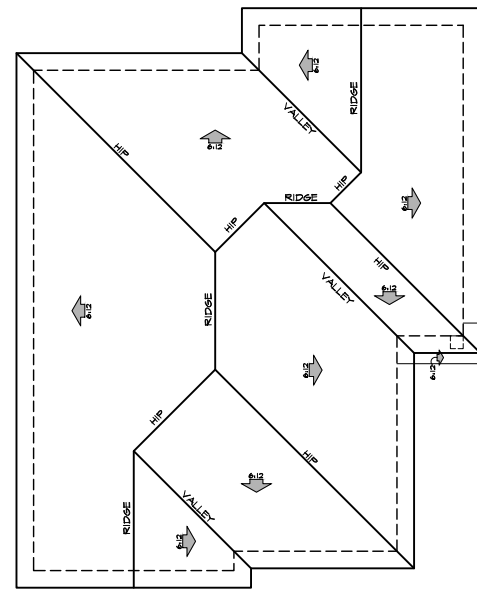
First Floor
 FLOOR AREA: 769 SQ. FT.




SQUARE FOOTAGE	
TOTAL LIVING AREA:	1,984 SQ. FT.
GARAGE AREA:	419 SQ. FT.

Rialto Place
 City of Antioch, CA.
 A.D. Seeno Construction

Date: May 3, 2024
 Legacy Design Group, LLC.



Roof Plan 'A'



Right



Left

Plan 2

Elevation: 'A'

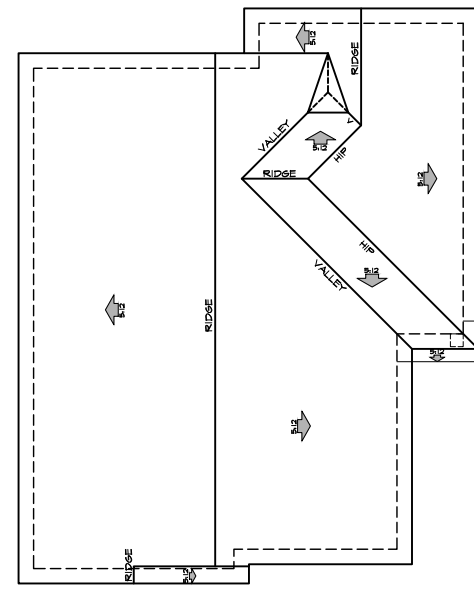


Rear

Rialto Place

City of Antioch, CA.
A.D. Seeno Construction

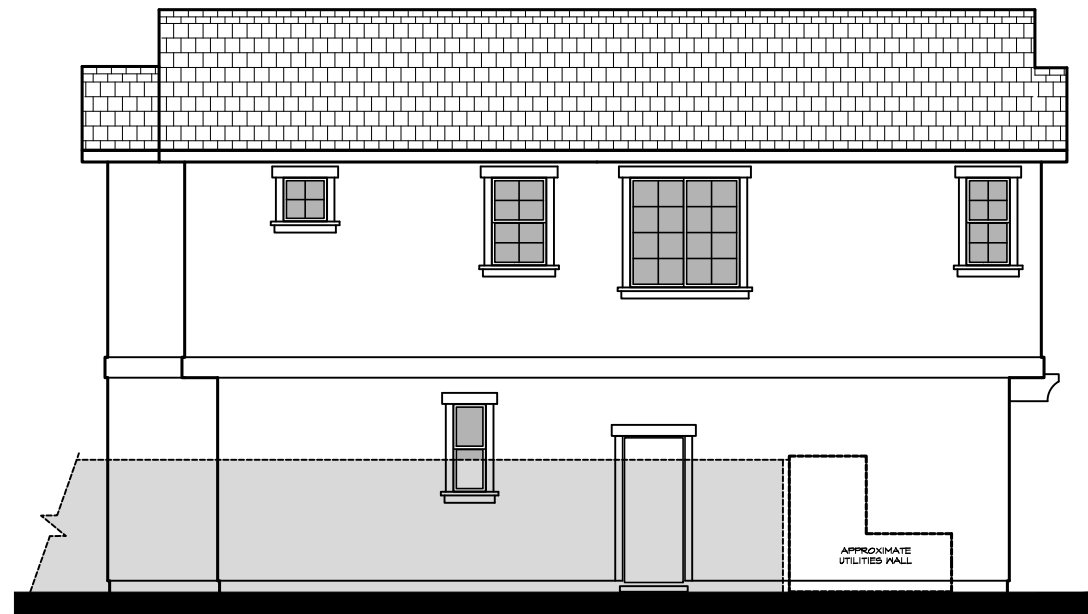
Date: May 3, 2024
Legacy Design Group, LLC.



Roof Plan 'B'
 0 2 4 6 8 16



Right



Left

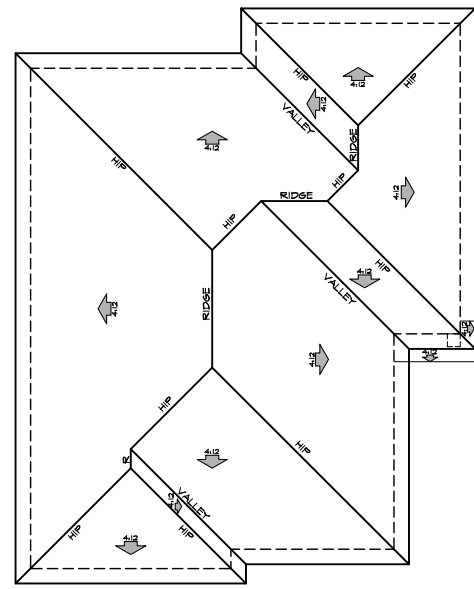
**Plan 2
 Elevation: 'B'**
 0 2 4 6 8 16




Rear

Rialto Place
 City of Antioch, CA.
 A.D. Seeno Construction

Date: May 3, 2024
 Legacy Design Group, LLC.



Roof Plan 'C'



Right



Left

Plan 2

Elevation: 'C'



Rear

Rialto Place

City of Antioch, CA.
A.D. Seeno Construction

Date: May 3, 2024
Legacy Design Group, LLC.



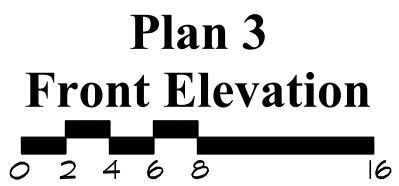
Elevation A



Elevation B

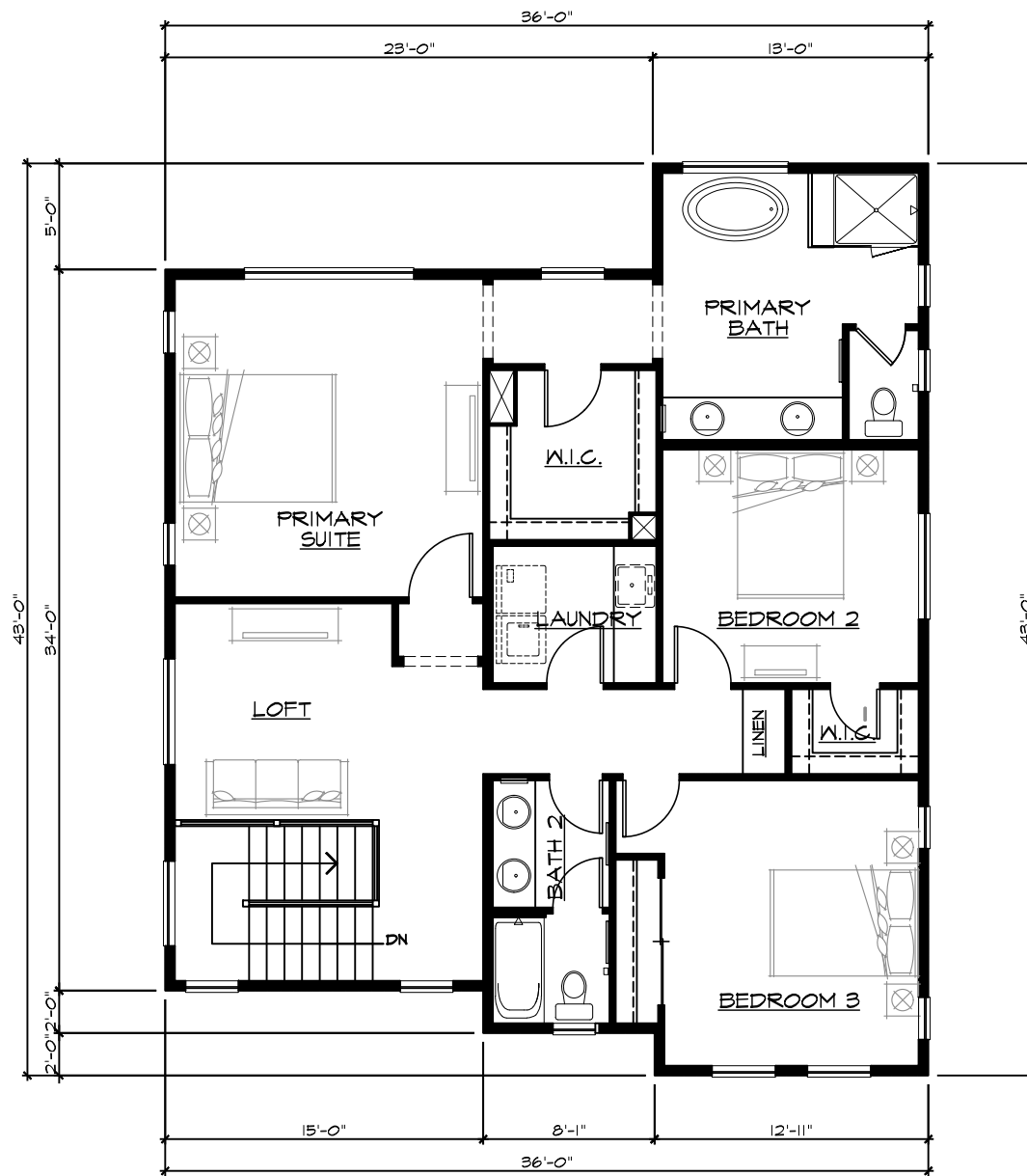


Elevation C



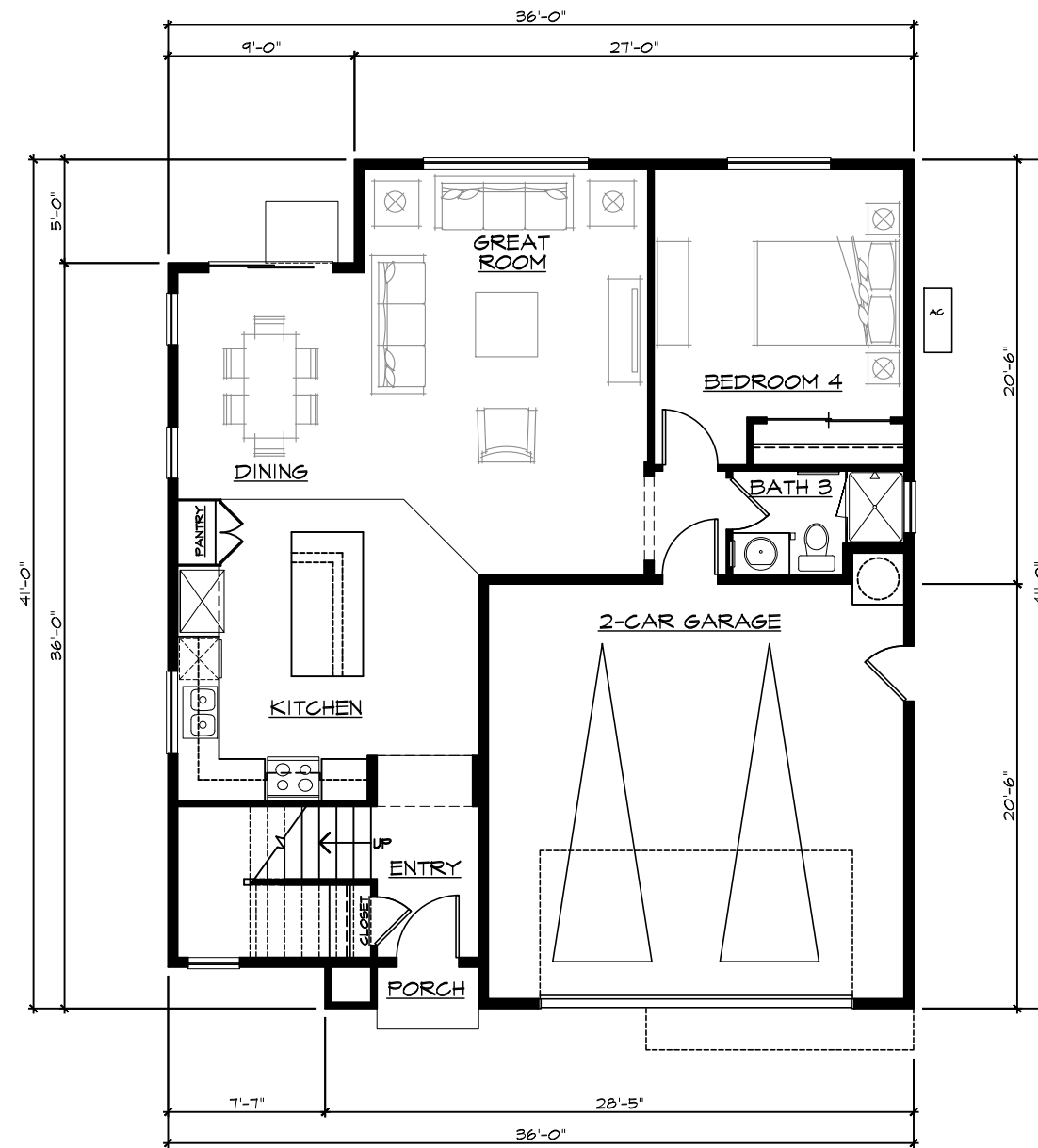
Rialto Place
City of Antioch, CA.
A.D. Seeno Construction

Date: May 3, 2024
Legacy Design Group, LLC.



Second Floor

FLOOR AREA: 1,289 SQ. FT.



First Floor

FLOOR AREA: 975 SQ. FT.

**Plan 3
Elevation 'A'**

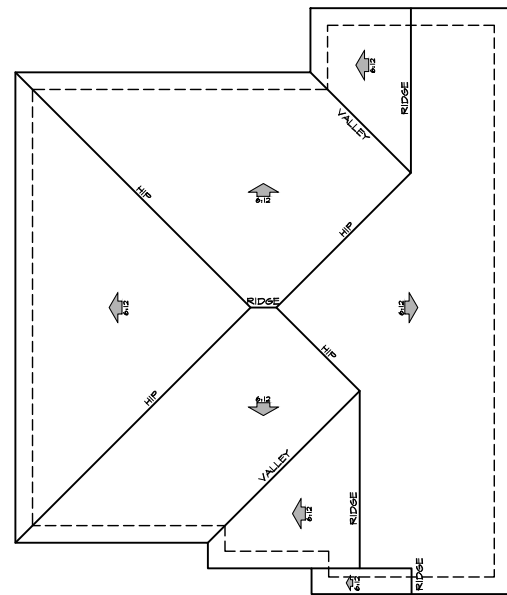


SQUARE FOOTAGE	
TOTAL LIVING AREA:	2,264 SQ. FT.
GARAGE AREA:	426 SQ. FT.


Rialto Place

City of Antioch, CA.
A.D. Seeno Construction

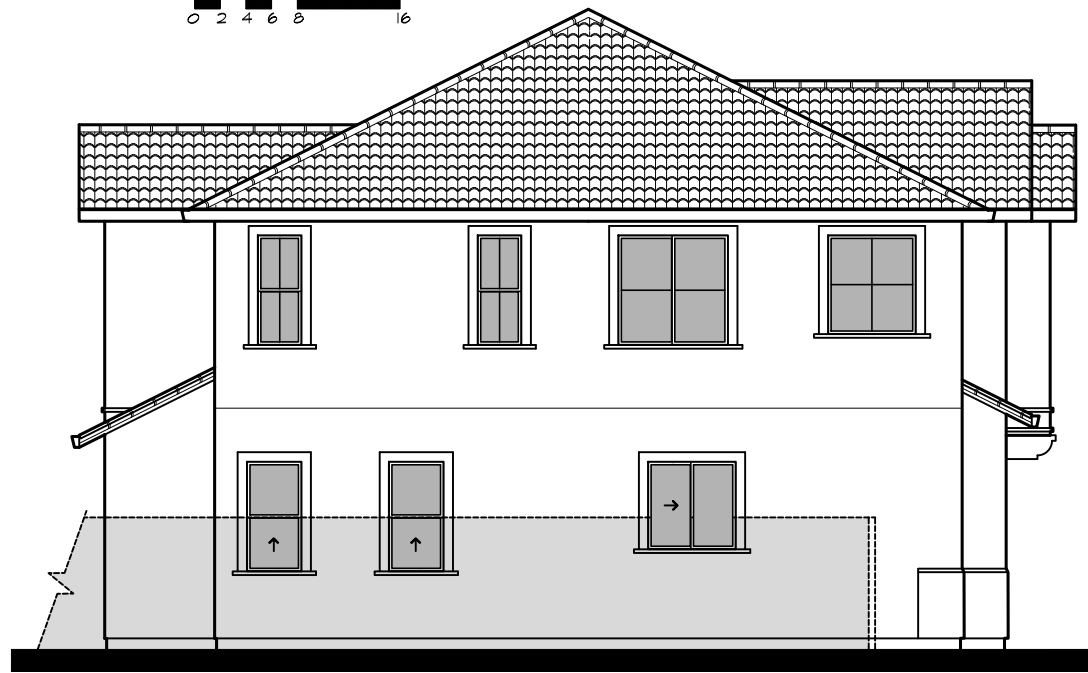
Date: May 3, 2024
Legacy Design Group, LLC.



Roof Plan 'A'



Right



Left



Rear

Plan 3

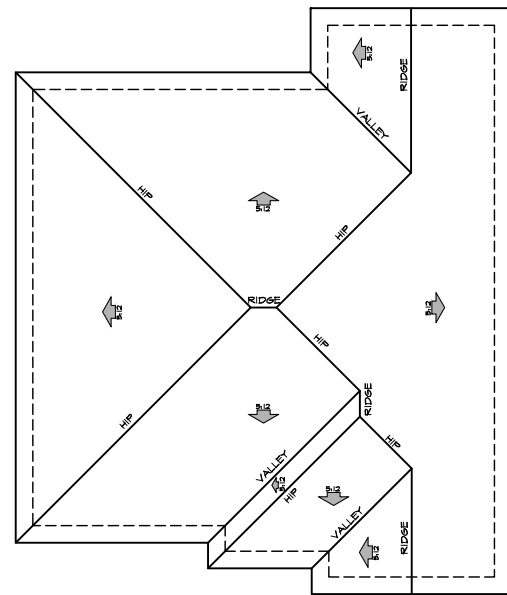
Elevation: 'A'




Rialto Place

City of Antioch, CA.
A.D. Seeno Construction

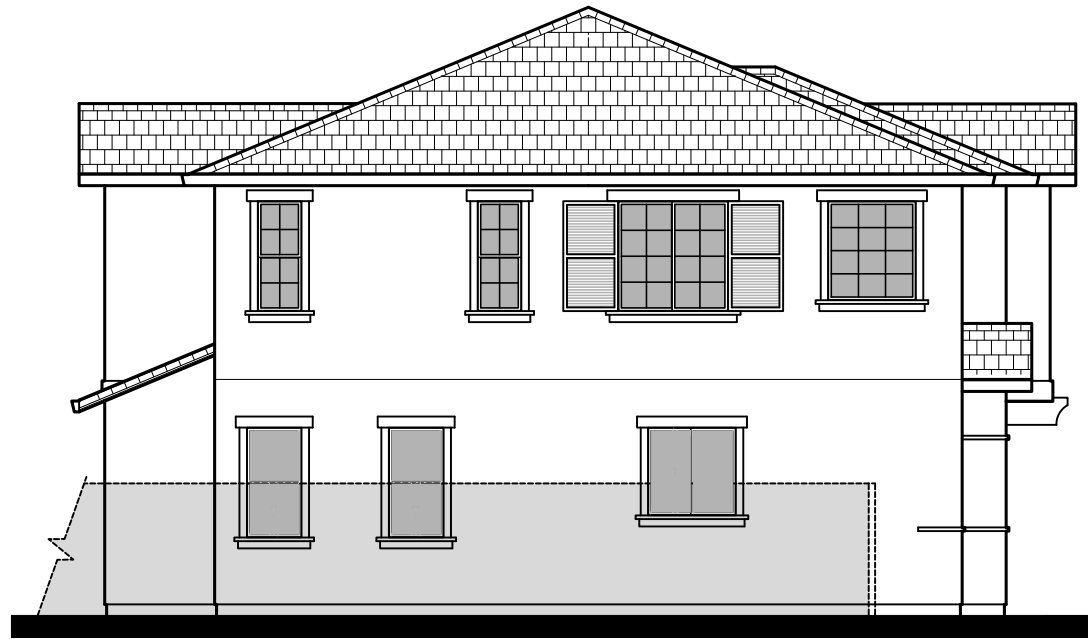
Date: May 3, 2024
Legacy Design Group, LLC.



Roof Plan 'B'



Right



Left



Rear

Plan 3

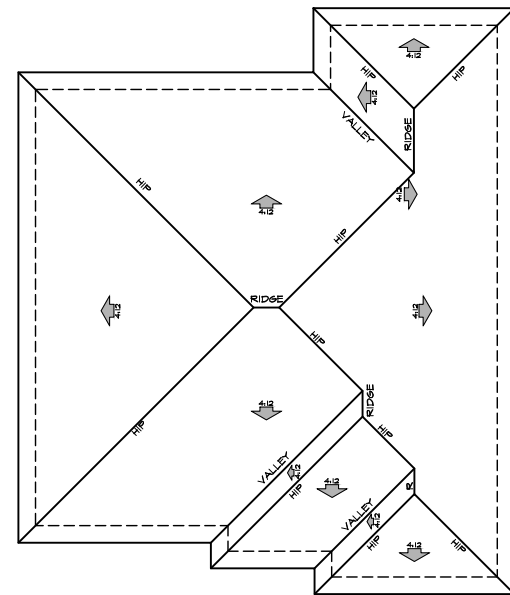
Elevation: 'B'



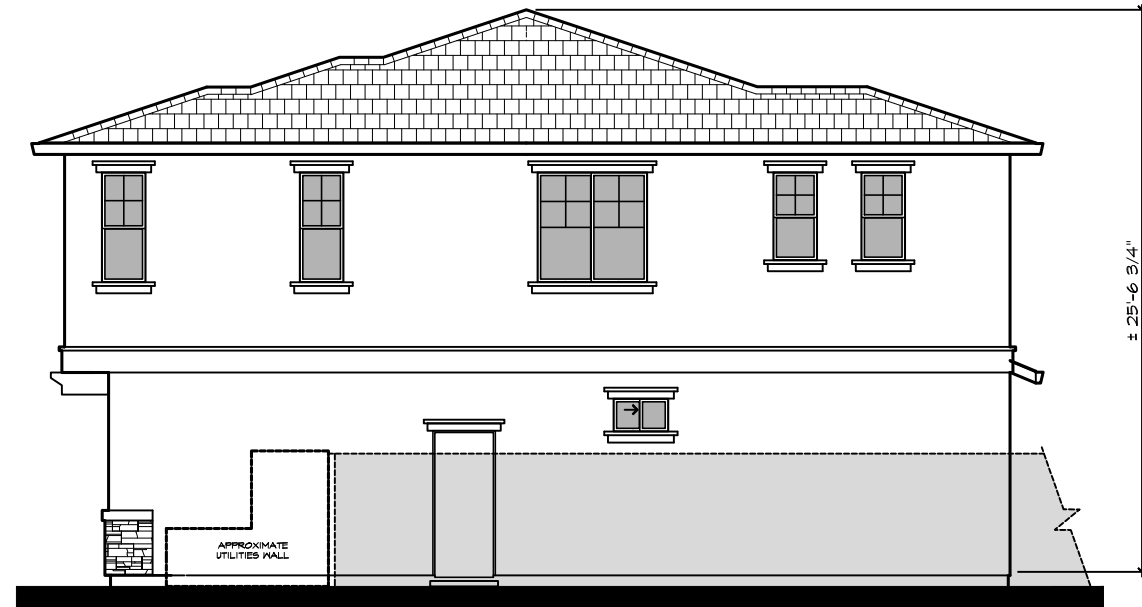
Rialto Place

City of Antioch, CA.
A.D. Seeno Construction

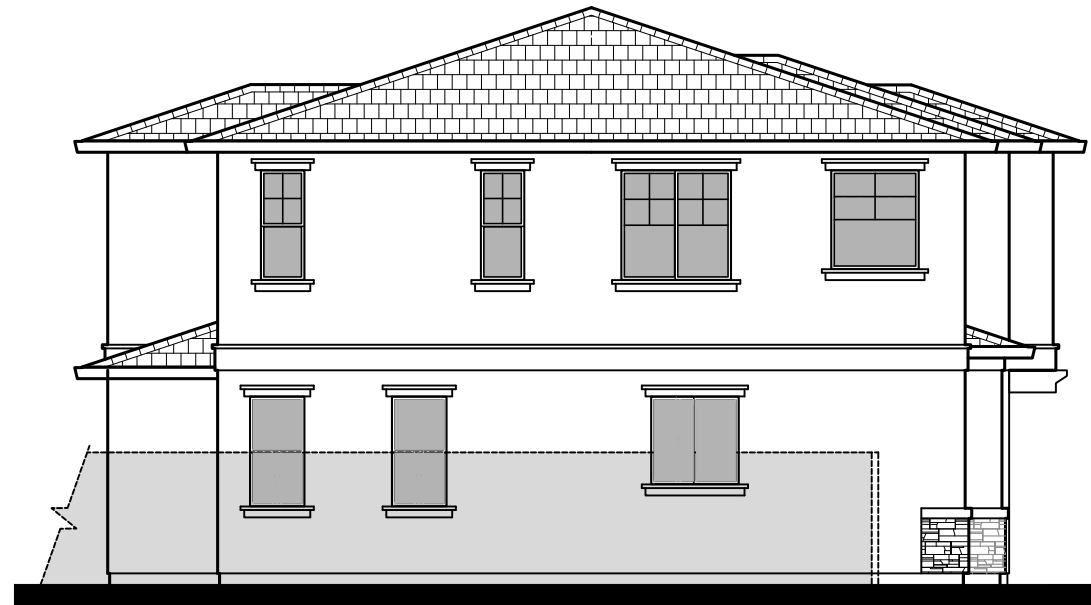
Date: May 3, 2024
Legacy Design Group, LLC.



Roof Plan 'C'



Right



Left



Rear

**Plan 3
Elevation: 'C'**



Rialto Place

City of Antioch, CA.
A.D. Seeno Construction

Date: May 3, 2024
Legacy Design Group, LLC.



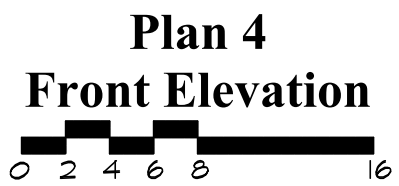
Elevation A



Elevation B



Elevation C



Plan 4

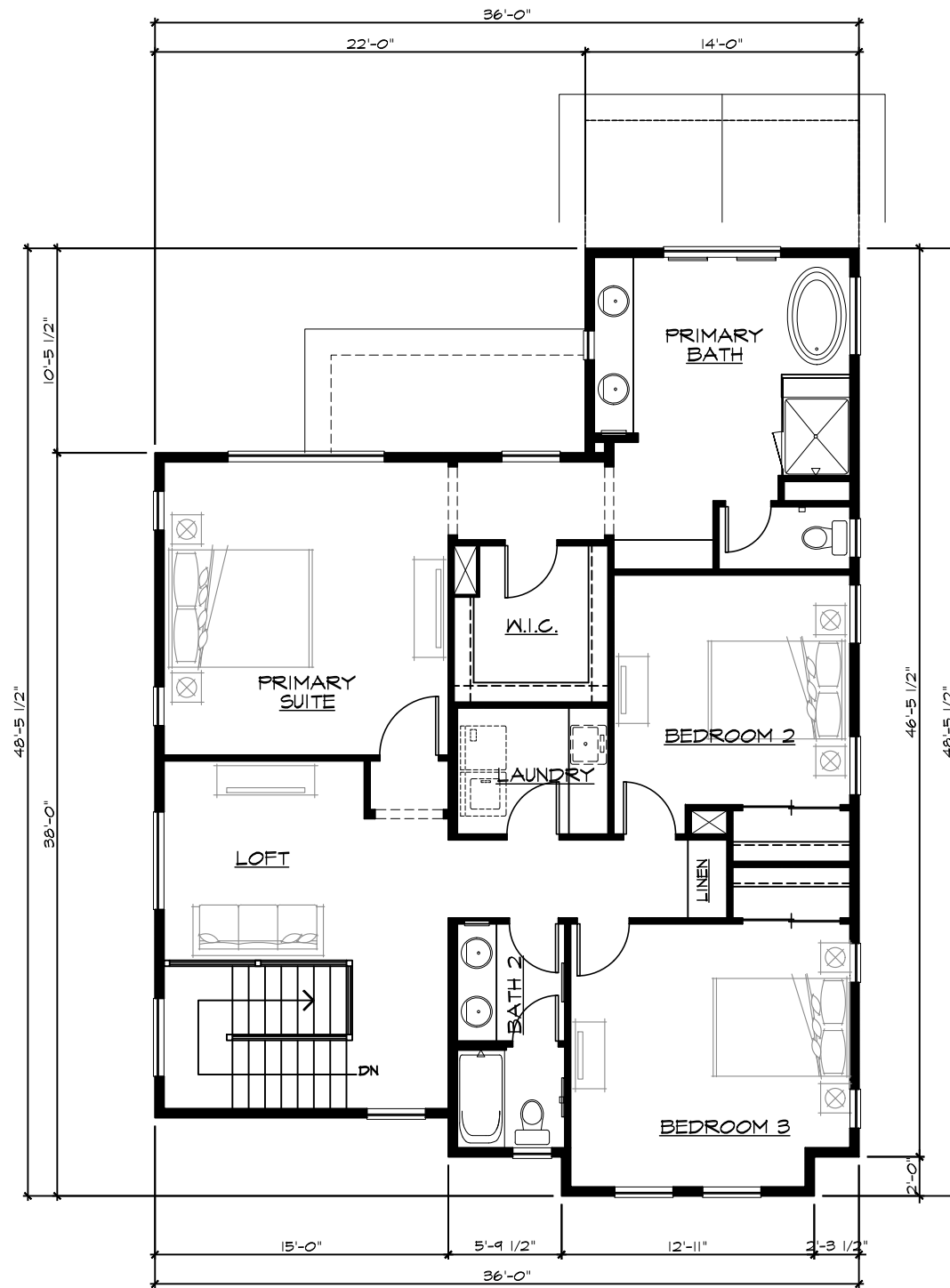
Front Elevation



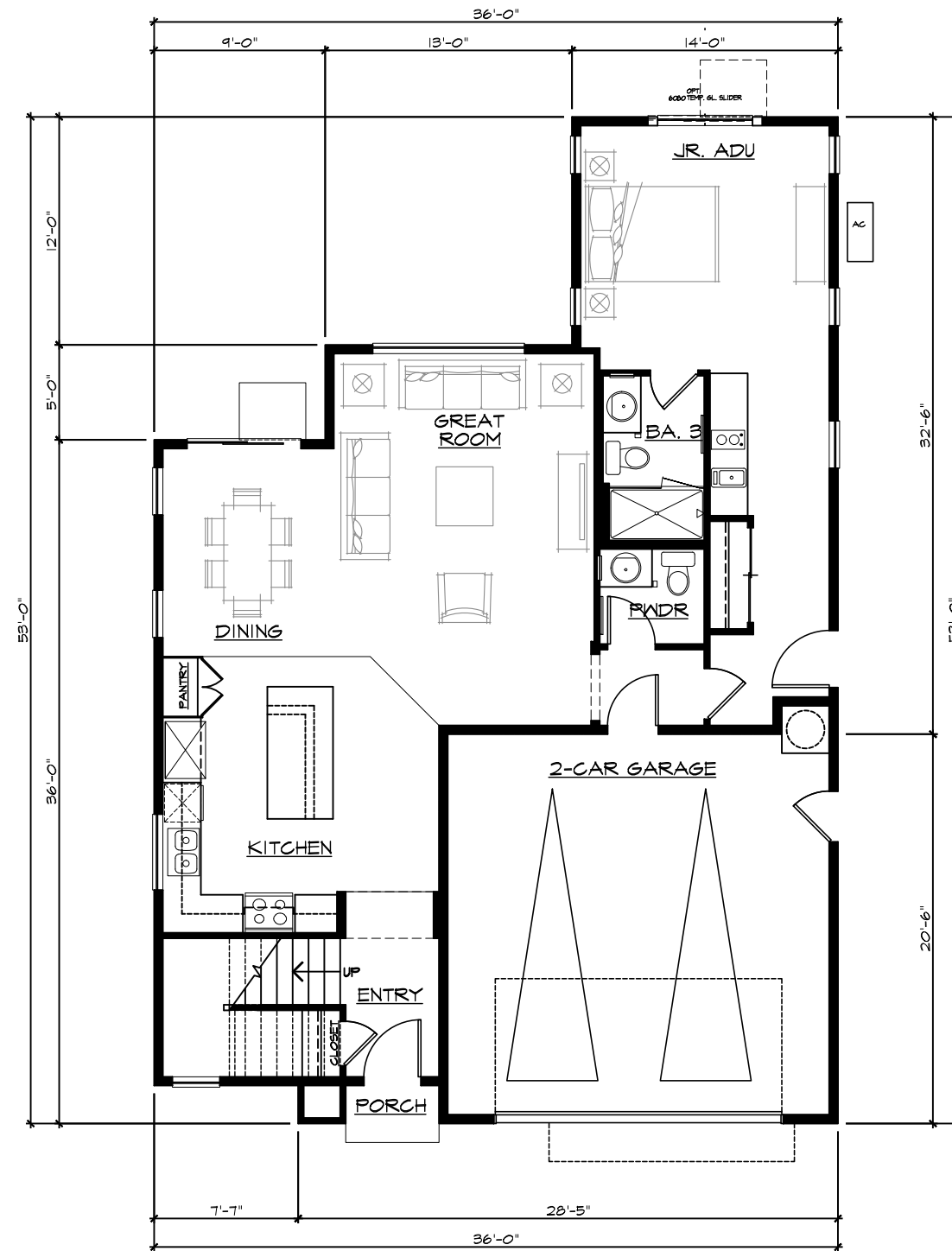
Rialto Place

City of Antioch, CA.
A.D. Seeno Construction

Date: May 3, 2024
Legacy Design Group, LLC.



Second Floor
 FLOOR AREA: 1,370 SQ. FT.



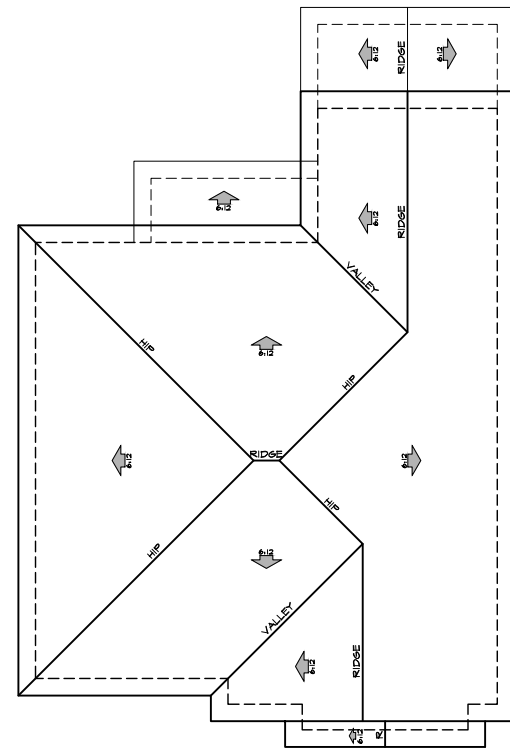
First Floor
 FLOOR AREA: 772 SQ. FT.
 JADU AREA: 371 SQ. FT.
 TOTAL AREA: 1,143 SQ. FT.




SQUARE FOOTAGE	
TOTAL LIVING AREA:	2,513 SQ. FT.
GARAGE AREA:	426 SQ. FT.

Rialto Place
 City of Antioch, CA.
 A.D. Seeno Construction

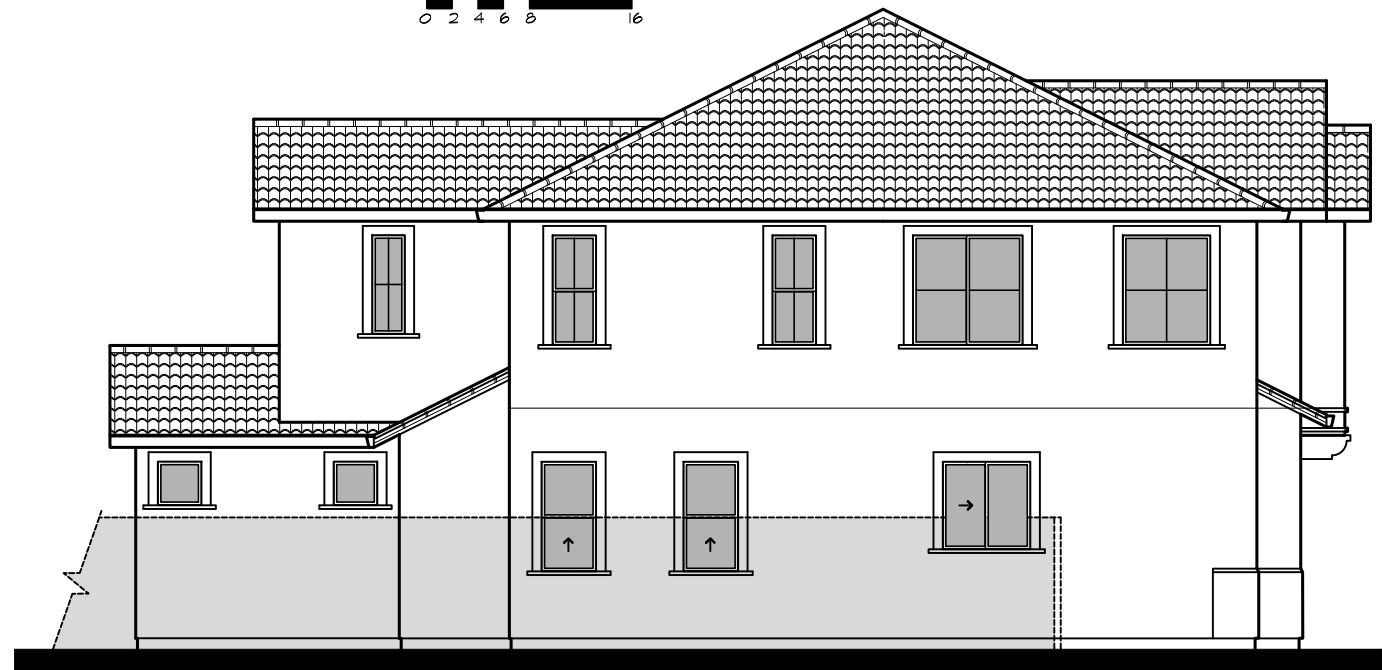
Date: May 3, 2024
 Legacy Design Group, LLC.



Roof Plan 'A'



Right



Left



Rear

Plan 4

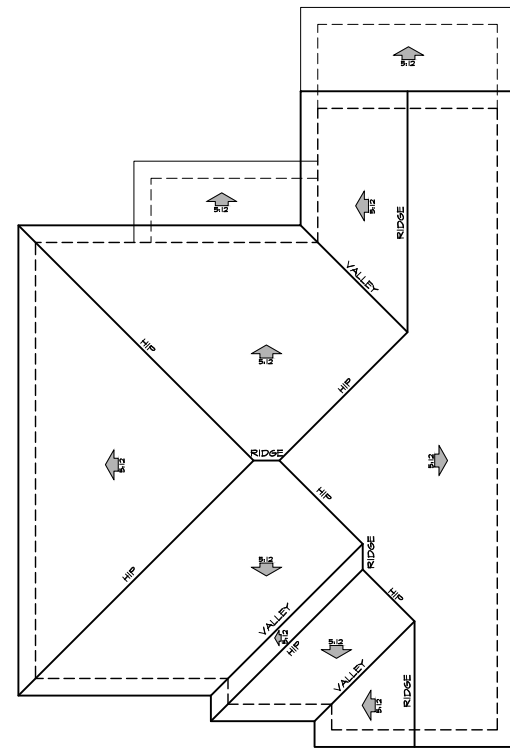
Elevation: 'A'



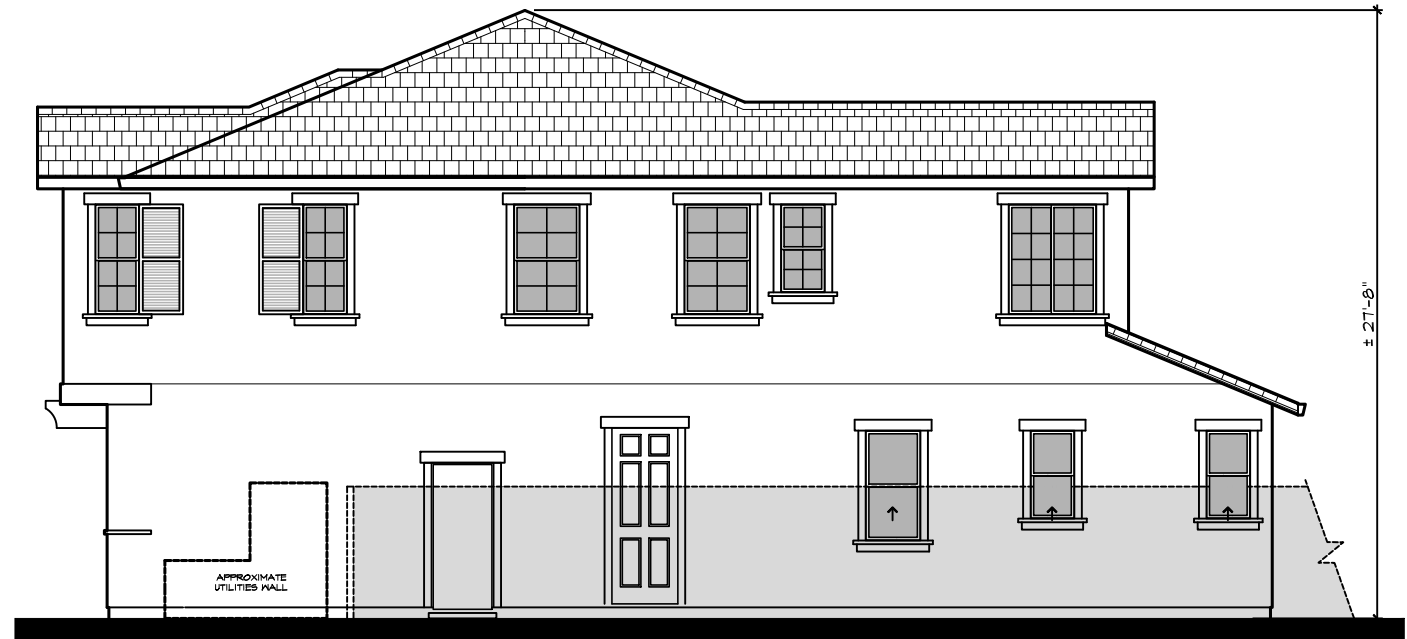

Rialto Place

City of Antioch, CA.
A.D. Seeno Construction

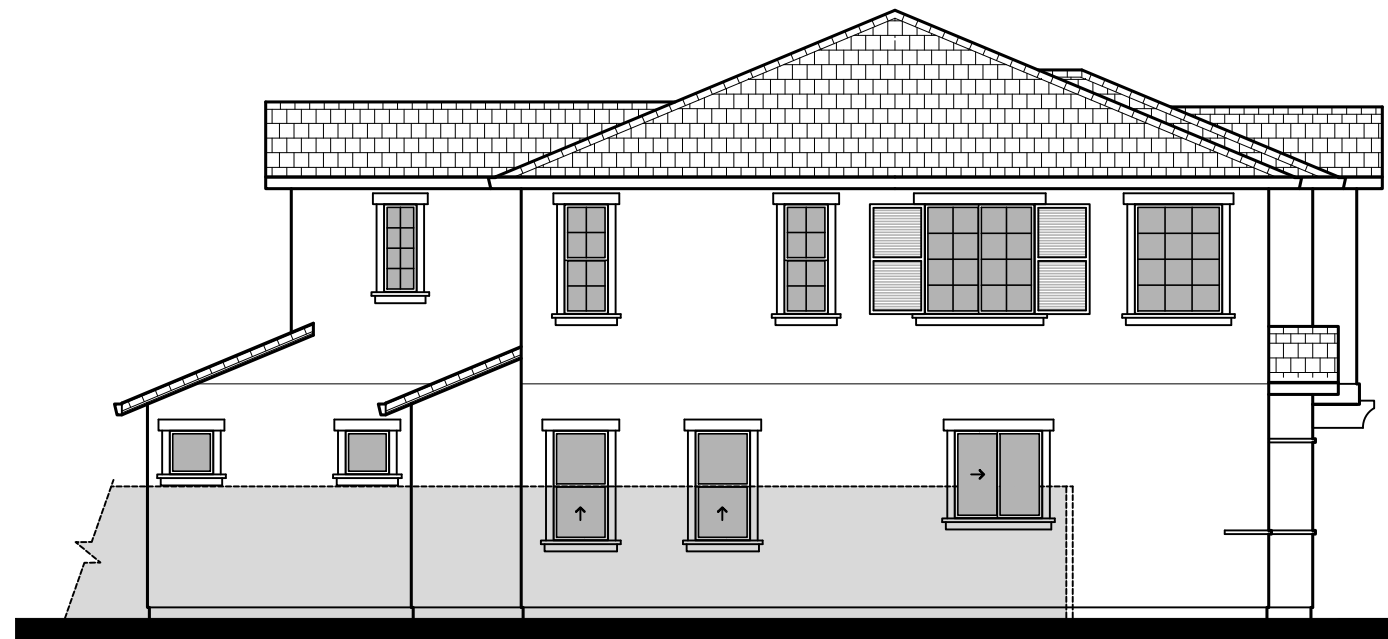
Date: May 3, 2024
Legacy Design Group, LLC.



Roof Plan 'B'



Right



Left



Rear

Plan 4

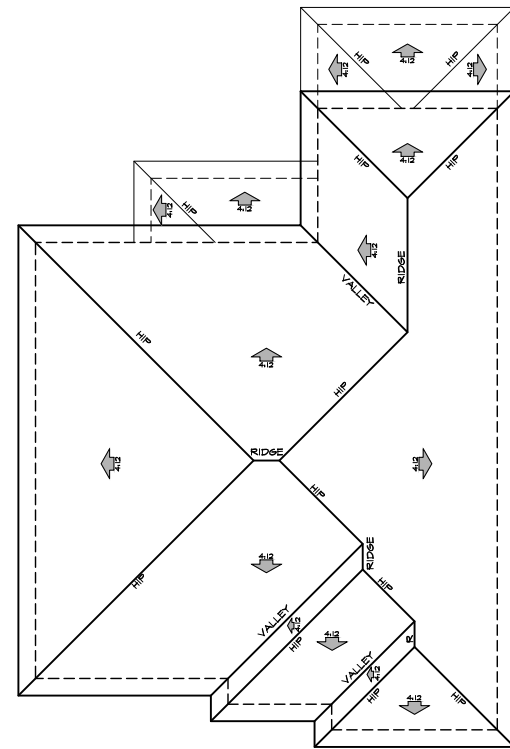
Elevation: 'B'



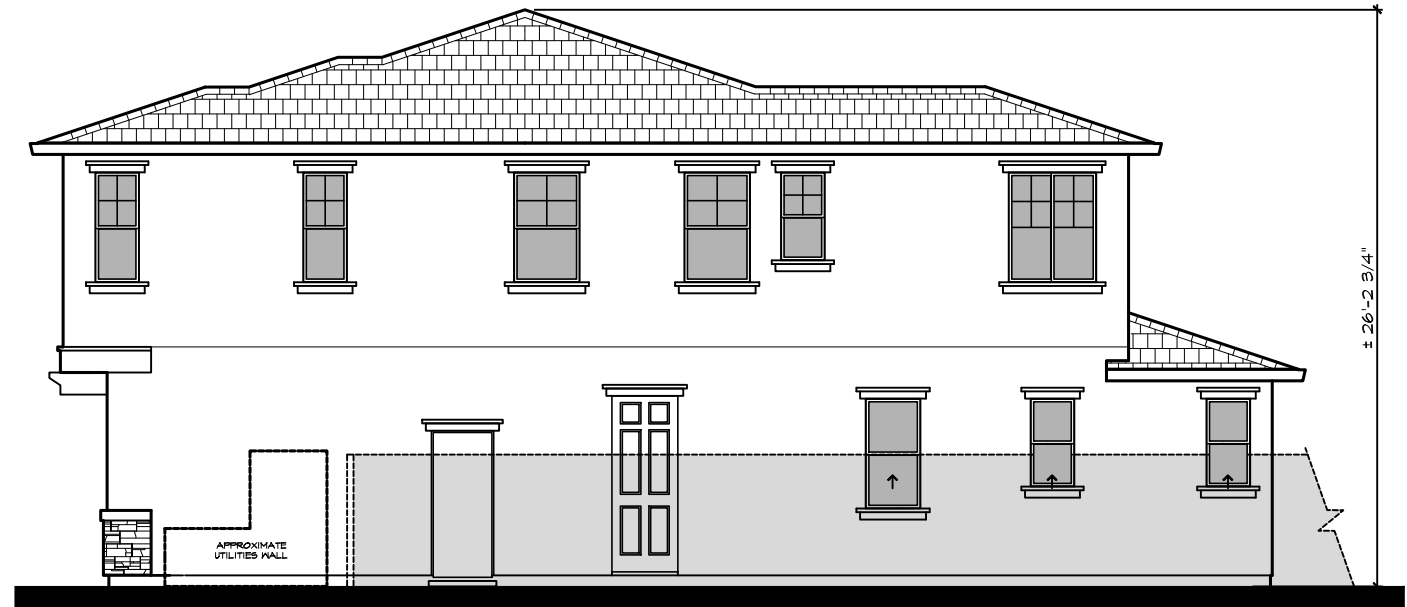

Rialto Place

City of Antioch, CA.
A.D. Seeno Construction

Date: May 3, 2024
Legacy Design Group, LLC.



Roof Plan 'C'



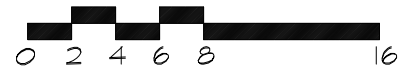
Right



Left

Plan 4

Elevation: 'C'



Rear

Rialto Place

City of Antioch, CA.
A.D. Seeno Construction

Date: May 3, 2024
Legacy Design Group, LLC.



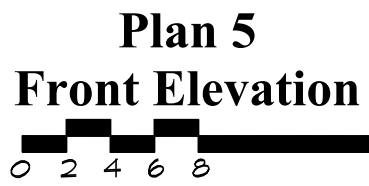
Elevation A



Elevation B

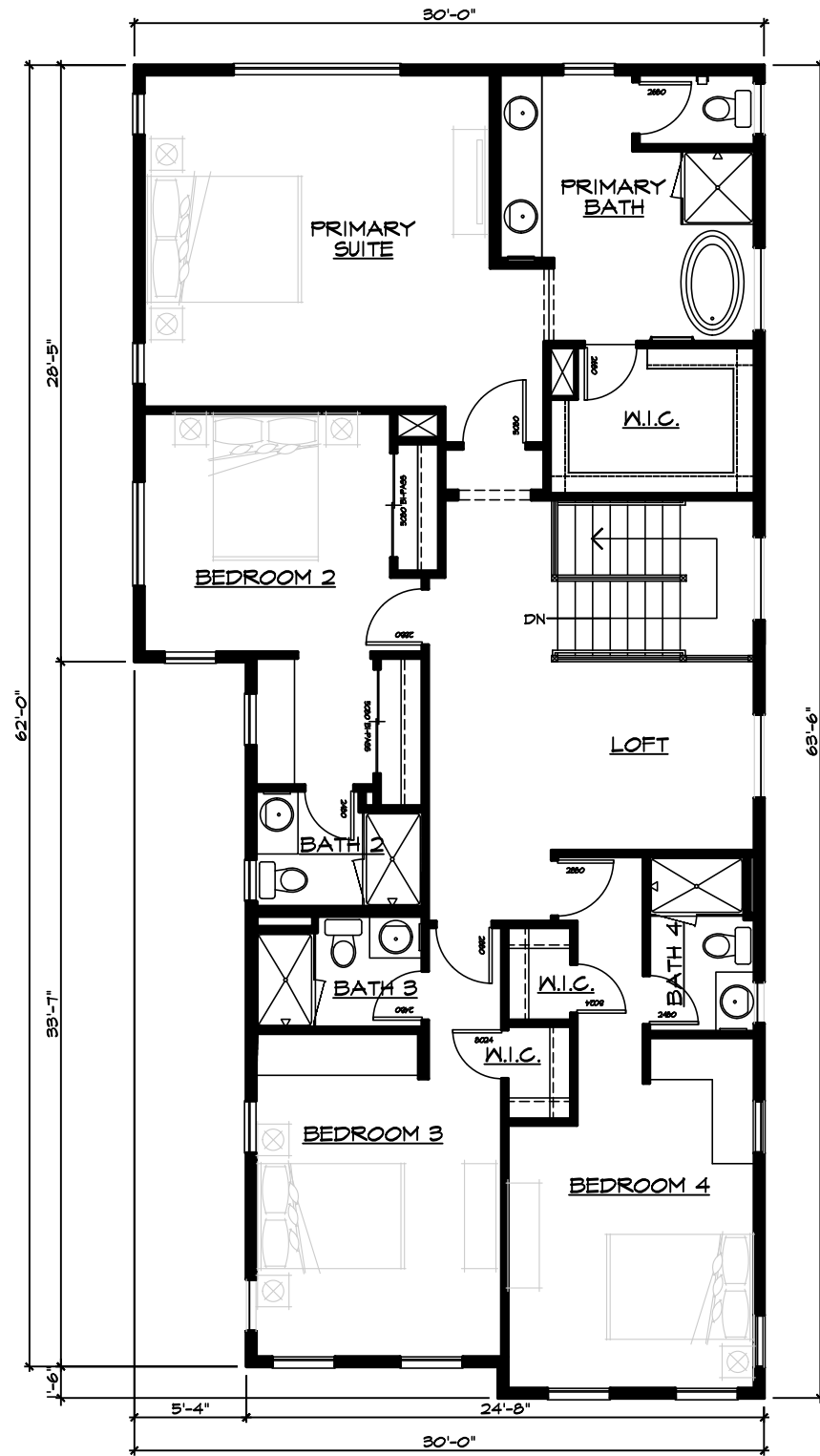


Elevation C

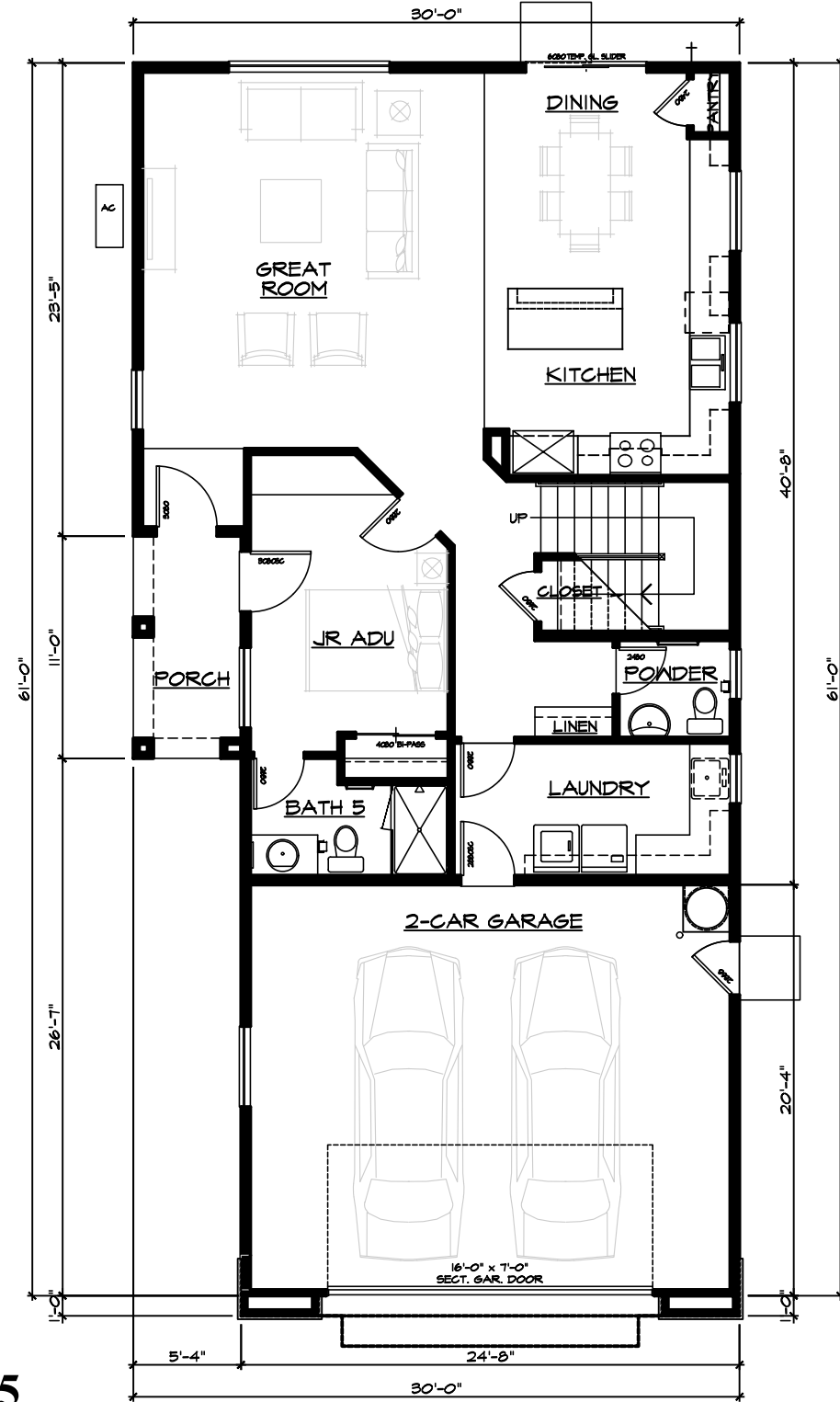


Rialto Place
City of Antioch, CA.
A.D. Seeno Construction


Date: May 3, 2024
Legacy Design Group, LLC.



Second Floor
 FLOOR AREA: 1,634 SQ. FT.



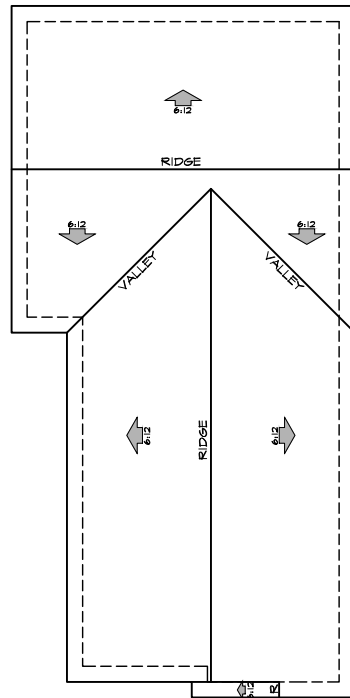
First Floor FLOOR AREA: 1,128 SQ. FT.



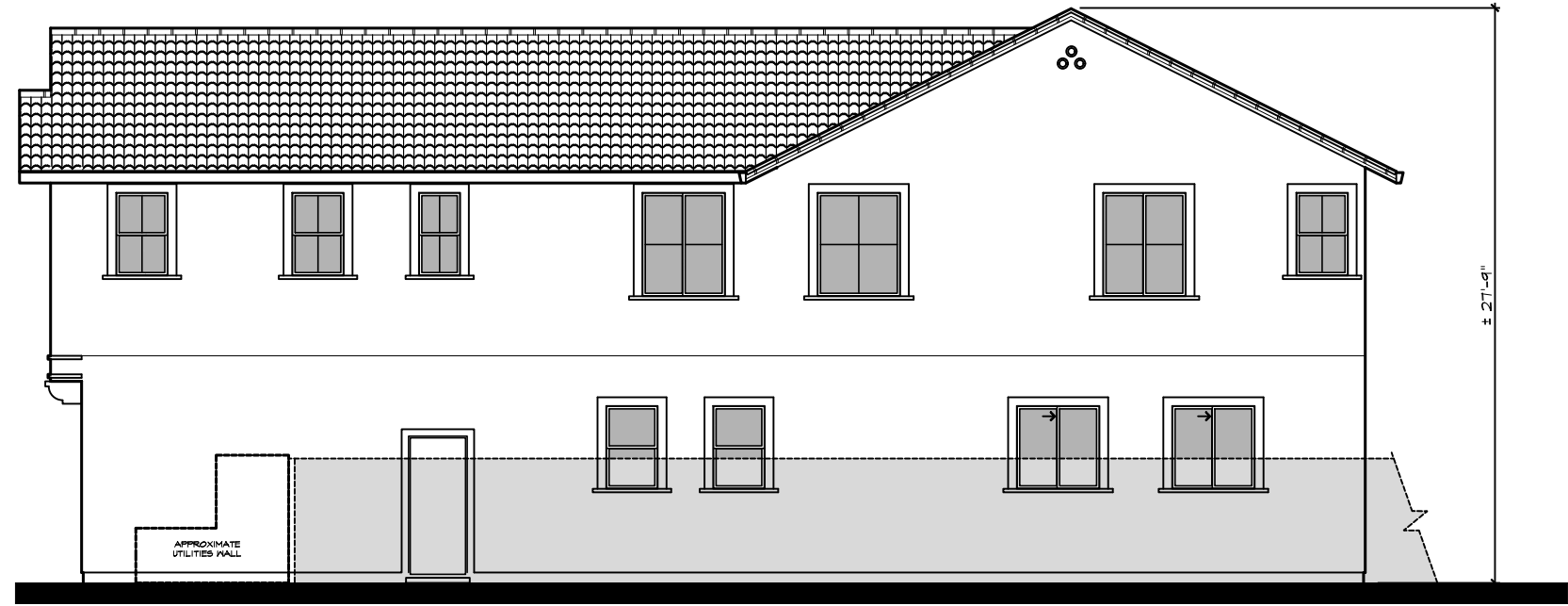
SQUARE FOOTAGE	
TOTAL LIVING AREA:	2,762 SQ. FT.
GARAGE AREA:	502 SQ. FT.

Rialto Place
 City of Antioch, CA.
 A.D. Seeno Construction

Date: May 3, 2024
 Legacy Design Group, LLC.



Roof Plan 'A'



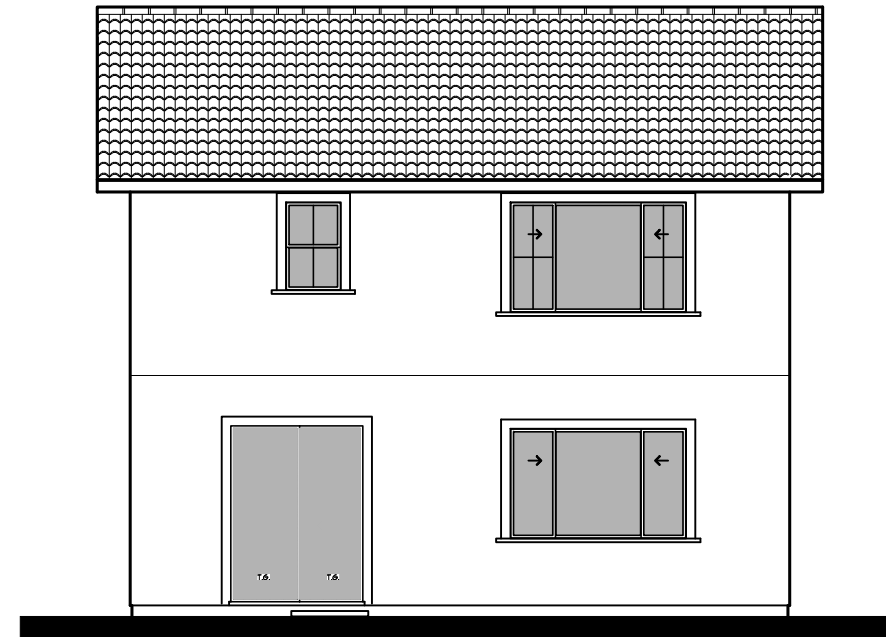
Right



Left

Plan 5

Elevation: 'A'

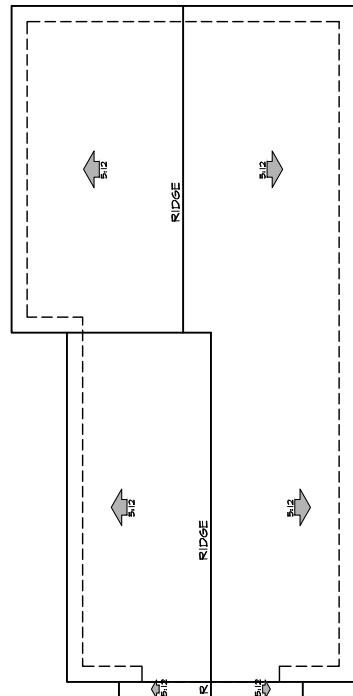


Rear

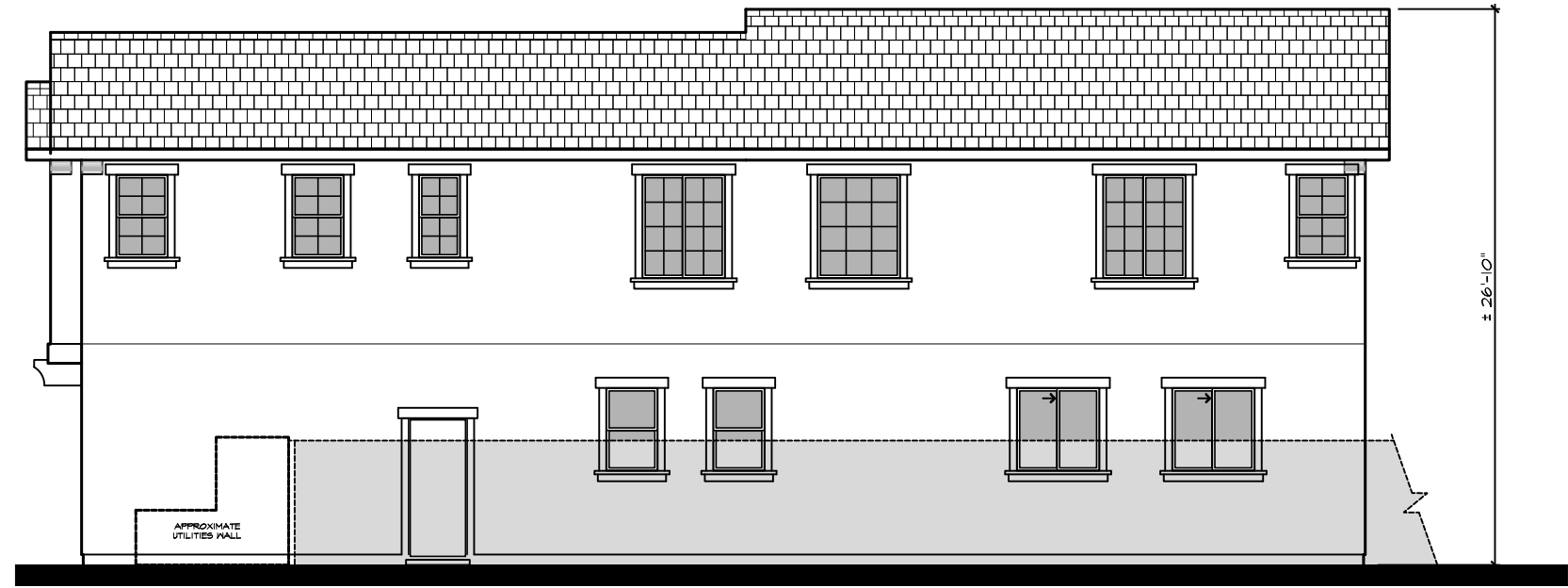
Rialto Place

City of Antioch, CA.
A.D. Seeno Construction

Date: May 3, 2024
Legacy Design Group, LLC.



Roof Plan 'B'

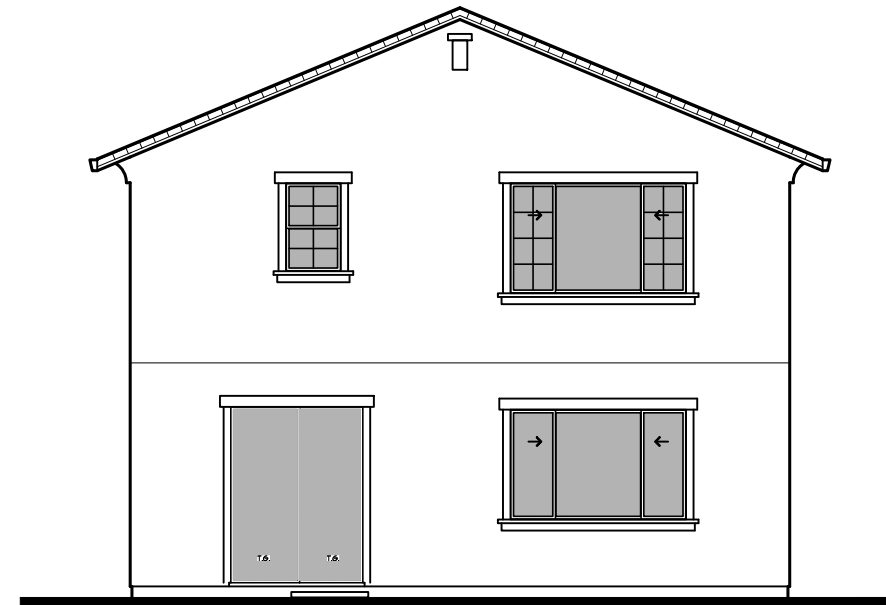


Right

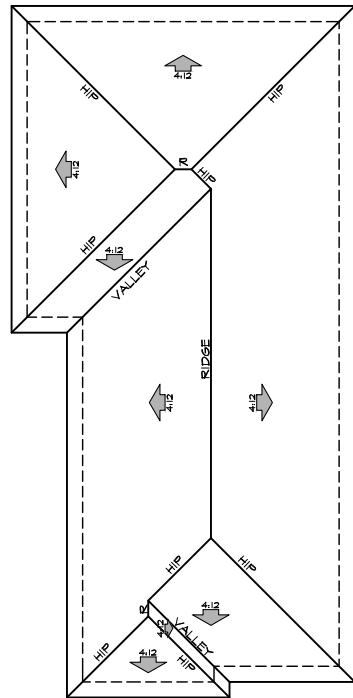


Left

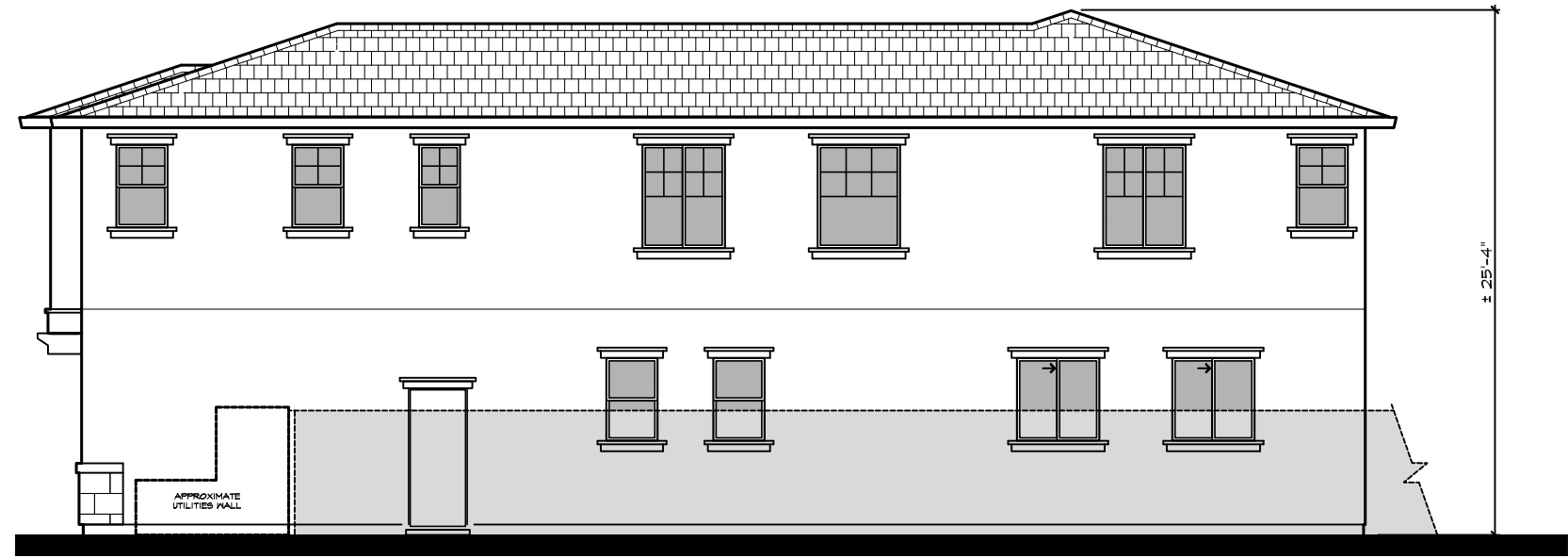
**Plan 5
Elevation: 'B'**



Rear



Roof Plan 'C'

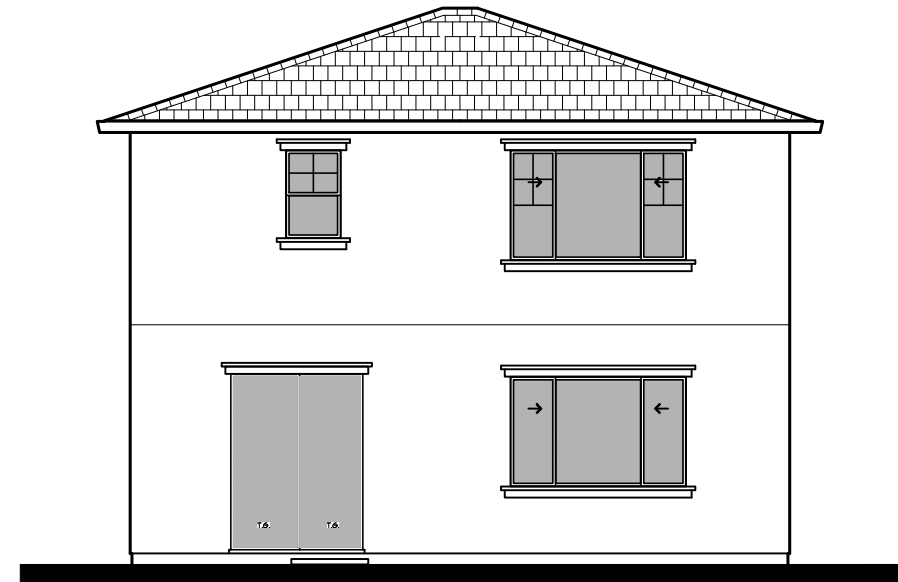


Right



Left

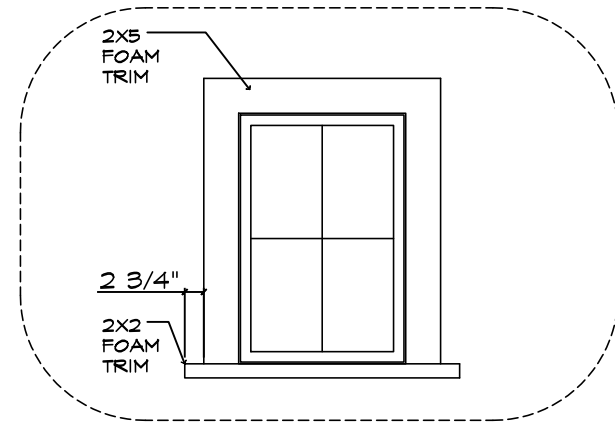
**Plan 5
Elevation: 'C'**



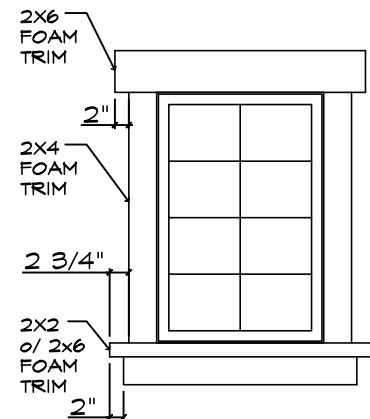
Rear

Rialto Place
 City of Antioch, CA.
 A.D. Seeno Construction

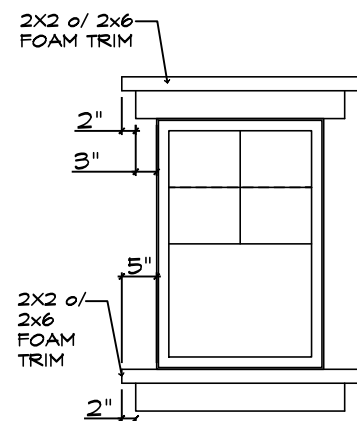
Date: May 3, 2024
 Legacy Design Group, LLC.



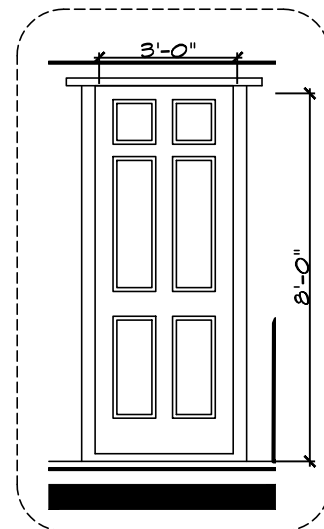
Elevation 'A'



Elevation 'B'



Elevation 'C'
Trim at Windows



Entry Door Dimension



Exterior Lighting
MFG: Minka Lavery



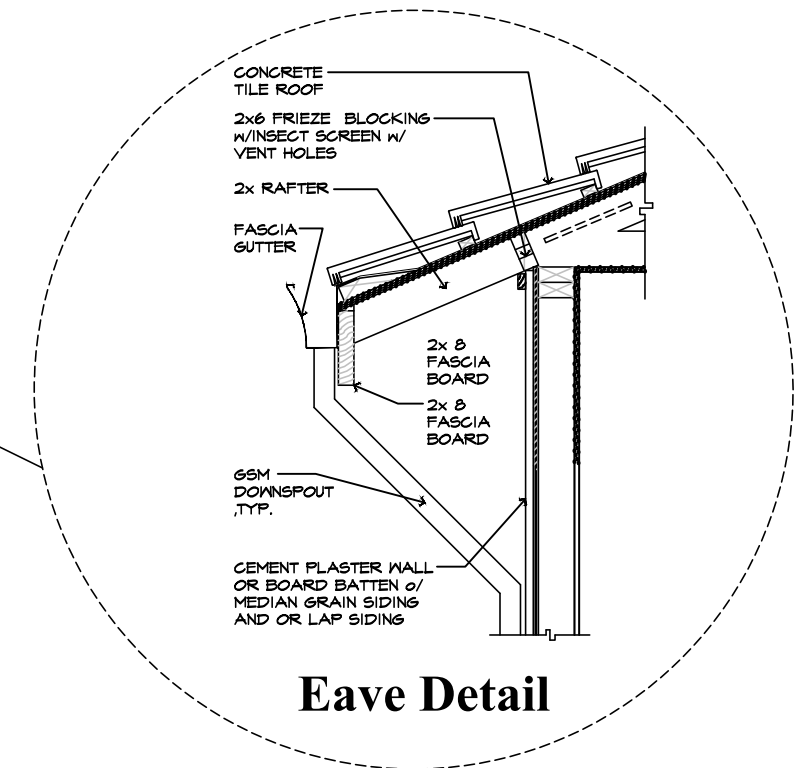
Exterior Wall Mount Address Light



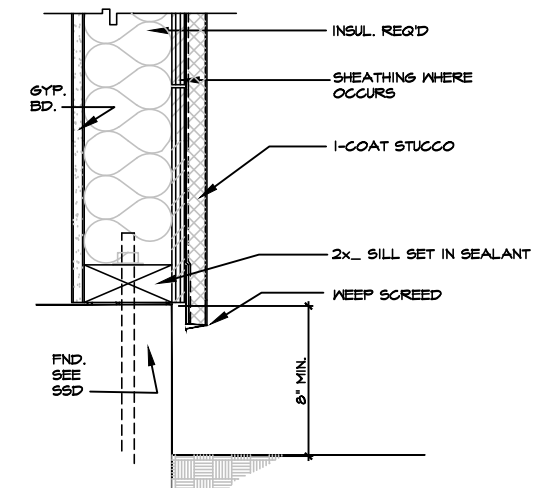
Conceptual Elevation Design Elements

Rialto Place

City of Antioch, CA.
A.D. Seeno Construction



Eave Detail



Typical Wall Detail
Scale Bar: 0 3" 6" 9" 1' 2'

EXTERIOR MATERIALS	
A	FOAM TRIM
B	MOCK TILE VENTS
C	FOAM CORBELS
D	ROLL-UP GARAGE DOOR
E	BUILT-UP STUCCO BASE
F	GABLE END FOAM ORNAMENT
G	MOCK WOOD SHUTTERS



ELEVATION A SCHEME #7 COLOR CHART	
①	S ROOF TILE EAGLE ROOF 2645 SUNRISE BLEND
②	STUCCO BODY 1 SHERWIN WILLIAMS SW 7012 CREAMY
③	STUCCO BODY 2 SHERWIN WILLIAMS SW 7744 ZEUS
④	TRIM SHERWIN WILLIAMS SW 7528 WINDSOR GREIGE
⑤	ACCENT SHERWIN WILLIAMS SW 6174 ANDIRON

Front Elevation A



ELEVATION B SCHEME #2 COLOR CHART	
①	FLAT ROOF TILE EAGLE ROOF 4689 BROWN RANGE
②	STUCCO BODY 1 SHERWIN WILLIAMS SW 7689 ROW HOUSE TAN
③	STUCCO BODY 2 SHERWIN WILLIAMS SW 9105 ALMOND ROCA
④	TRIM SHERWIN WILLIAMS SW 6385 DOVER WHITE
⑤	ACCENT SHERWIN WILLIAMS SW 7060 ATTITUDE GRAY

Front Elevation B



ELEVATION C SCHEME #5 COLOR CHART	
①	FLAT ROOF TILE EAGLE ROOF 5557 LIVE OAK
②	STUCCO BODY 1 SHERWIN WILLIAMS SW 6235 FOGGY DAY
③	STUCCO BODY 2 SHERWIN WILLIAMS SW 2850 CHELSEA GRAY
④	TRIM SHERWIN WILLIAMS SW 7636 ORIGAMI WHITE
⑤	ACCENT SHERWIN WILLIAMS SW 6237 DARK NIGHT
⑥	STONE VENEER EL DORADO DOVE TAIL

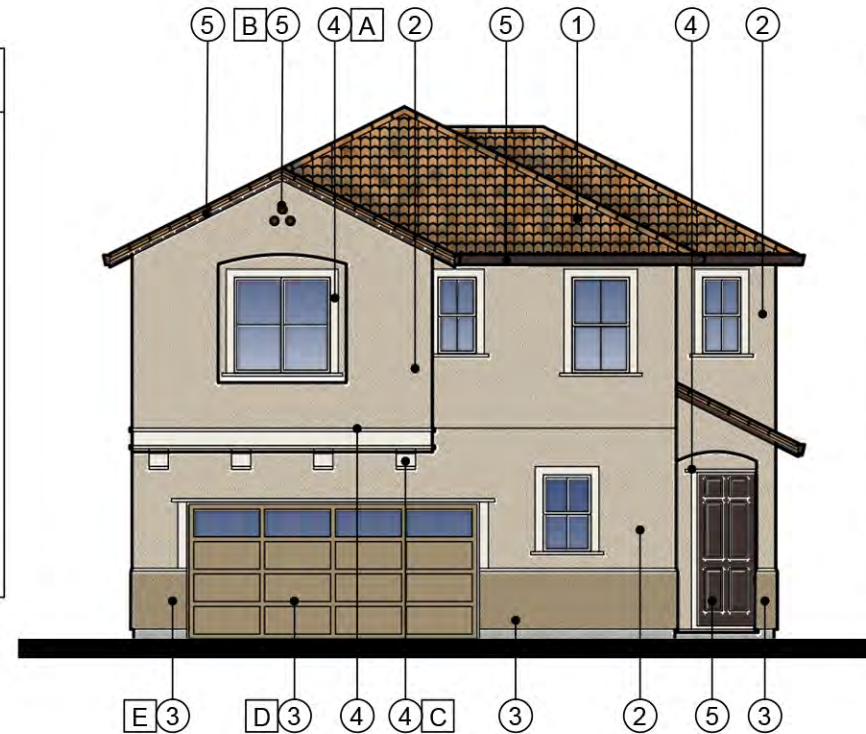
Front Elevation C

**Plan 1
Color Chart and Exterior Materials**

Rialto Place

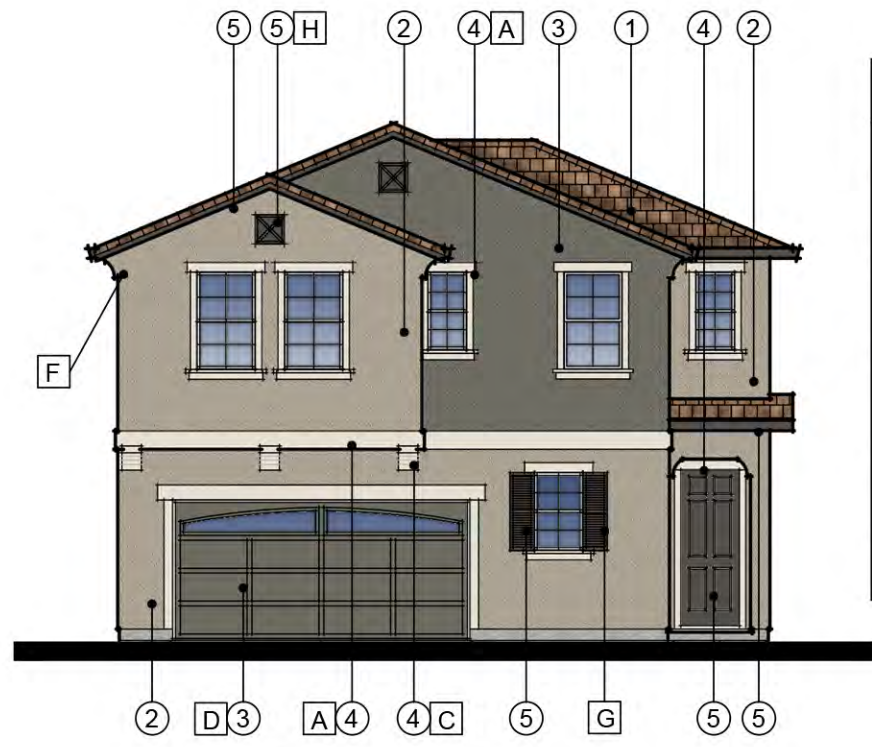
City of Antioch, CA
A.D. Seeno Construction

EXTERIOR MATERIALS	
A	FOAM TRIM
B	MOCK TILE VENTS
C	FOAM CORBELS
D	ROLL-UP GARAGE DOOR
E	BUILT-UP STUCCO BASE
F	GABLE END FOAM ORNAMENT
G	MOCK WOOD SHUTTERS
H	GABLE END TILE ORNAMENT



ELEVATION A SCHEME #8 COLOR CHART	
①	S ROOF TILE EAGLE ROOF 2680 LOS PADRES BLEND
②	STUCCO BODY 1 SHERWIN WILLIAMS SW 7542 NATUREL
③	STUCCO BODY 2 SHERWIN WILLIAMS SW 9123 BARRO VERDE
④	TRIM SHERWIN WILLIAMS SW 7008 ALABASTER
⑤	ACCENT SHERWIN WILLIAMS SW 6006 BLACK BEAN

Front Elevation A



ELEVATION B SCHEME #10 COLOR CHART	
①	FLAT ROOF TILE EAGLE ROOF 4671 VILLAGE BLEND
②	STUCCO BODY 1 SHERWIN WILLIAMS SW 7052 GRAY AREA
③	STUCCO BODY 2 SHERWIN WILLIAMS SW 6201 THUNDEROUS
④	TRIM SHERWIN WILLIAMS SW 7042 SHOJI WHITE
⑤	ACCENT SHERWIN WILLIAMS SW 7048 URBANE BRONZE

Front Elevation B



ELEVATION C SCHEME #4 COLOR CHART	
①	FLAT ROOF TILE EAGLE ROOF 4689 BROWN RANGE
②	STUCCO BODY 1 SHERWIN WILLIAMS SW 7622 HAMBURG GRAY
③	STUCCO BODY 2 SHERWIN WILLIAMS SW 7066 GRAY MATTERS
④	TRIM SHERWIN WILLIAMS SW 7636 ORIGAMI WHITE
⑤	ACCENT SHERWIN WILLIAMS SW 7069 IRON ORE
⑥	STONE VENEER EL DORADO DOVE TAIL

Front Elevation C

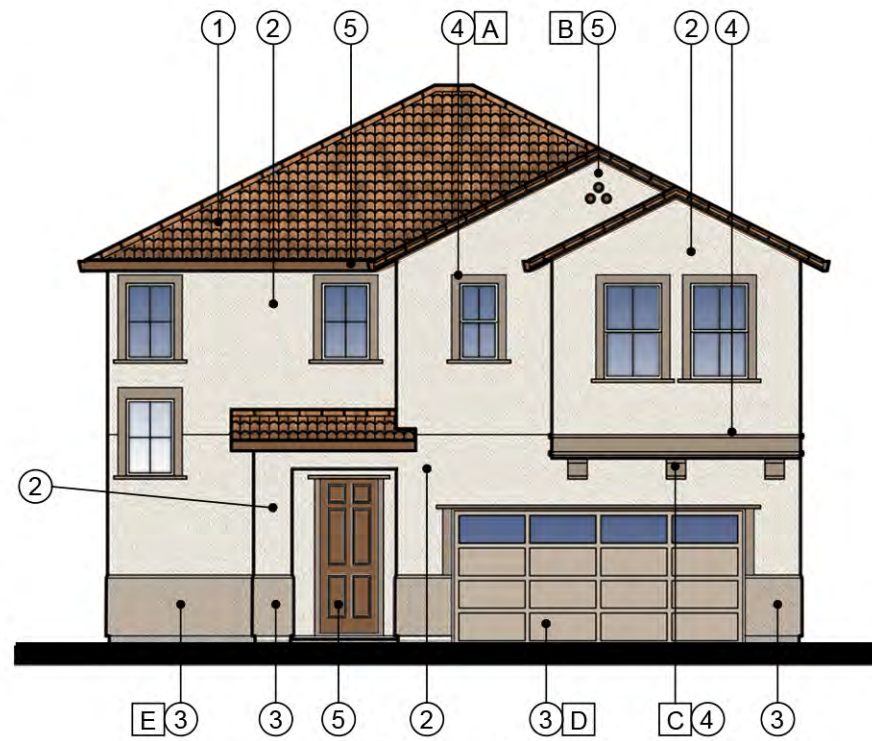
**Plan 2
Color Chart and Exterior Materials**

Rialto Place

City of Antioch, CA
A.D. Seeno Construction

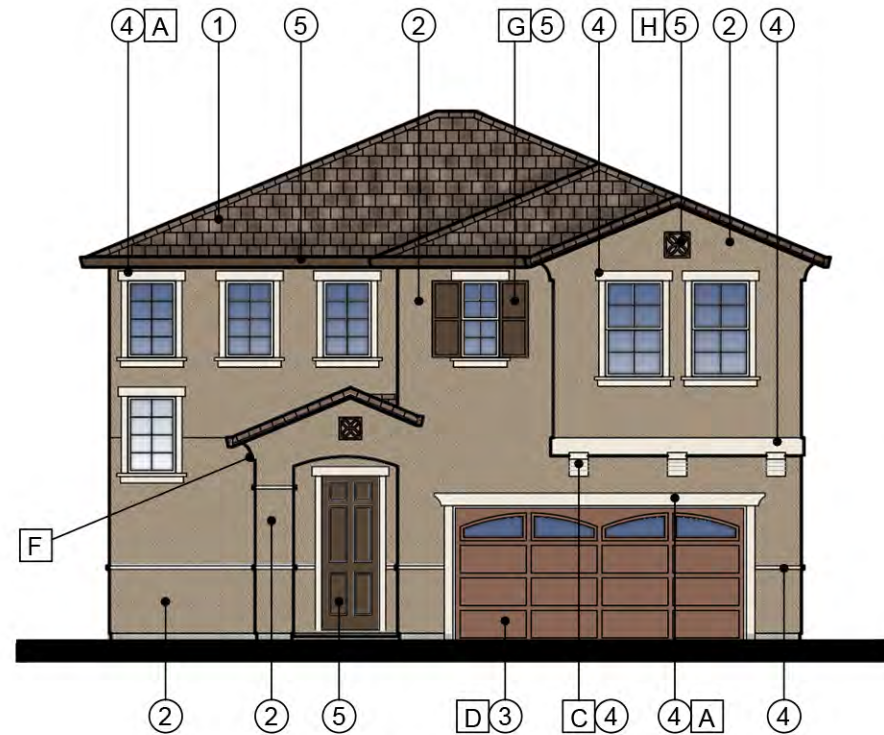
Date: May 3, 2024
Legacy Design Group, LLC.

EXTERIOR MATERIALS	
A	FOAM TRIM
B	MOCK TILE VENTS
C	FOAM CORBELS
D	ROLL-UP GARAGE DOOR
E	BUILT-UP STUCCO BASE
F	GABLE END FOAM ORNAMENT
G	MOCK WOOD SHUTTERS
H	GABLE END TILE ORNAMENT



ELEVATION A SCHEME #3 COLOR CHART	
①	S ROOF TILE EAGLE ROOF 2522 TERRA COTTA FLASHED
②	STUCCO BODY 1 SHERWIN WILLIAMS SW 7551 GREEK VILLA
③	STUCCO BODY 2 SHERWIN WILLIAMS SW 7037 BALANCED BEIGE
④	TRIM SHERWIN WILLIAMS SW 9174 MOTH WING
⑤	ACCENT SHERWIN WILLIAMS SW 6096 JUTE BROWN

Front Elevation A



Front Elevation B

ELEVATION B SCHEME #9 COLOR CHART	
①	FLAT ROOF TILE EAGLE ROOF 4689 BROWN RANGE
②	STUCCO BODY 1 SHERWIN WILLIAMS SW 9117 URBAN JUNGLE
③	STUCCO BODY 2 SHERWIN WILLIAMS SW 6061 TANBARK
④	TRIM SHERWIN WILLIAMS SW 7012 CREAMY
⑤	ACCENT SHERWIN WILLIAMS SW 7027 HICKORY SMOKE



Front Elevation C

ELEVATION C SCHEME #1 COLOR CHART	
①	FLAT ROOF TILE EAGLE ROOF 4689 BROWN RANGE
②	STUCCO BODY 1 SHERWIN WILLIAMS SW 9170 ACIER
③	STUCCO BODY 2 SHERWIN WILLIAMS SW 7674 PEPPERCORN
④	TRIM SHERWIN WILLIAMS SW 7005 PURE WHITE
⑤	ACCENT SHERWIN WILLIAMS SW 6258 TRICORN BLACK
⑥	STONE VENEER EL DORADO RUSTIC LEDGE - CASCADE

**Plan 3
Color Chart and Exterior Materials**

Rialto Place

City of Antioch, CA
A.D. Seeno Construction

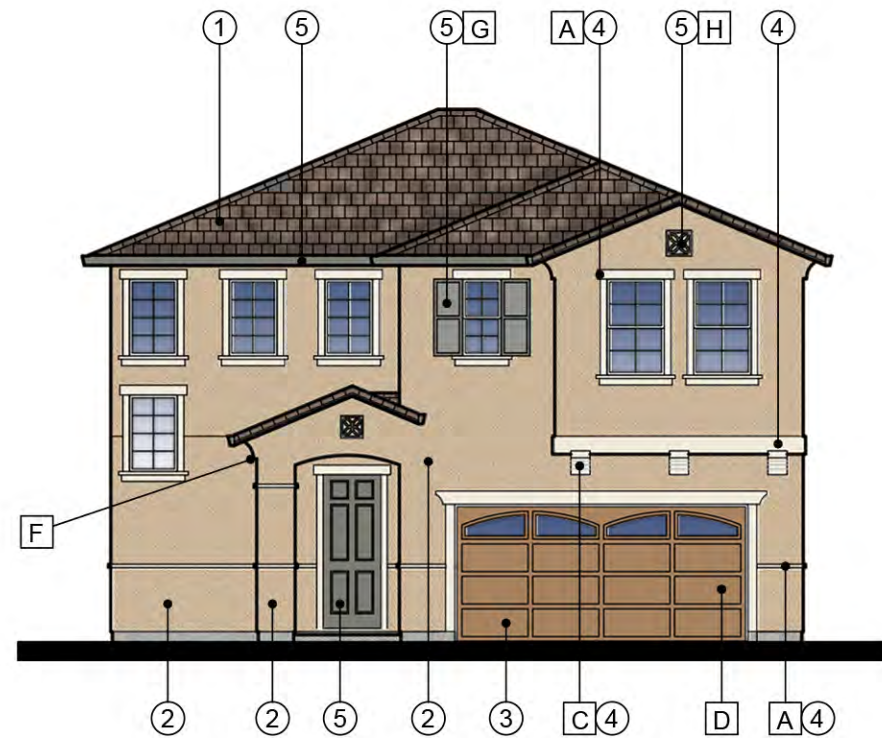
Date: May 3, 2024
Legacy Design Group, LLC.

EXTERIOR MATERIALS	
A	FOAM TRIM
B	MOCK TILE VENTS
C	FOAM CORBELS
D	ROLL-UP GARAGE DOOR
E	BUILT-UP STUCCO BASE
F	GABLE END FOAM ORNAMENT
G	MOCK WOOD SHUTTERS
H	GABLE END TILE ORNAMENT



ELEVATION A SCHEME #7 COLOR CHART	
①	S ROOF TILE EAGLE ROOF 2645 SUNRISE BLEND
②	STUCCO BODY 1 SHERWIN WILLIAMS SW 7012 CREAMY
③	STUCCO BODY 2 SHERWIN WILLIAMS SW 7744 ZEUS
④	TRIM SHERWIN WILLIAMS SW 7528 WINDSOR GREIGE
⑤	ACCENT SHERWIN WILLIAMS SW 6174 ANDIRON

Front Elevation A



Front Elevation B

ELEVATION B SCHEME #2 COLOR CHART	
①	FLAT ROOF TILE EAGLE ROOF 4689 BROWN RANGE
②	STUCCO BODY 1 SHERWIN WILLIAMS SW 7689 ROW HOUSE TAN
③	STUCCO BODY 2 SHERWIN WILLIAMS SW 9105 ALMOND ROCA
④	TRIM SHERWIN WILLIAMS SW 6385 DOVER WHITE
⑤	ACCENT SHERWIN WILLIAMS SW 7060 ATTITUDE GRAY



Front Elevation C

ELEVATION C SCHEME #5 COLOR CHART	
①	FLAT ROOF TILE EAGLE ROOF 5557 LIVE OAK
②	STUCCO BODY 1 SHERWIN WILLIAMS SW 6235 FOGGY DAY
③	STUCCO BODY 2 SHERWIN WILLIAMS SW 2850 CHELSEA GRAY
④	TRIM SHERWIN WILLIAMS SW 7636 ORIGAMI WHITE
⑤	ACCENT SHERWIN WILLIAMS SW 6237 DARK NIGHT
⑥	STONE VENEER EL DORADO HILLSTONE - BERGAMO

**Plan 4
Color Chart and Exterior Materials**

Rialto Place

City of Antioch, CA
A.D. Seeno Construction

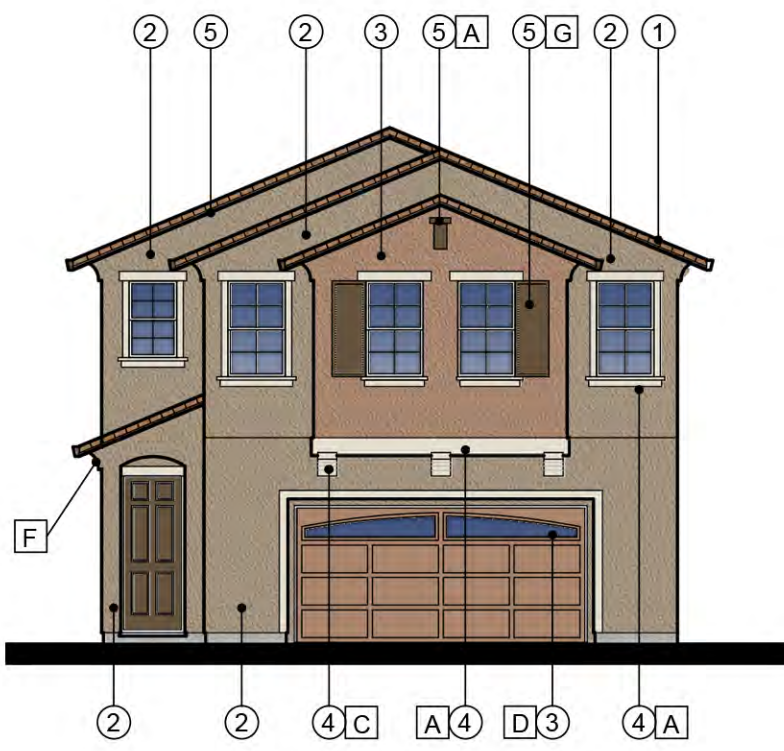
Date: May 3, 2024
Legacy Design Group, LLC.

EXTERIOR MATERIALS	
A	FOAM TRIM
B	MOCK TILE VENTS
C	FOAM CORBELS
D	ROLL-UP GARAGE DOOR
E	BUILT-UP STUCCO BASE
F	GABLE END FOAM ORNAMENT
G	MOCK WOOD SHUTTERS
H	GABLE END TILE ORNAMENT



ELEVATION A SCHEME #3 COLOR CHART	
①	S ROOF TILE EAGLE ROOF 2522 TERRA COTTA FLASHED
②	STUCCO BODY 1 SHERWIN WILLIAMS SW 7551 GREEK VILLA
③	STUCCO BODY 2 SHERWIN WILLIAMS SW 7037 BALANCED BEIGE
④	TRIM SHERWIN WILLIAMS SW 9174 MOTH WING
⑤	ACCENT SHERWIN WILLIAMS SW 6096 JUTE BROWN

Front Elevation A



ELEVATION B SCHEME #6 COLOR CHART	
①	FLAT ROOF TILE EAGLE ROOF 5557 LIVE OAK
②	STUCCO BODY 1 SHERWIN WILLIAMS SW 9117 URBAN JUNGLE
③	STUCCO BODY 2 SHERWIN WILLIAMS SW 7715 POTTERY URN
④	TRIM SHERWIN WILLIAMS SW 7011 NATURAL CHOICE
⑤	ACCENT SHERWIN WILLIAMS SW 6153 PROTEGE BRONZE

Front Elevation B



ELEVATION C SCHEME #4 COLOR CHART	
①	FLAT ROOF TILE EAGLE ROOF 4689 BROWN RANGE
②	STUCCO BODY 1 SHERWIN WILLIAMS SW 7622 HAMBURG GRAY
③	STUCCO BODY 2 SHERWIN WILLIAMS SW 7066 GRAY MATTERS
④	TRIM SHERWIN WILLIAMS SW 7636 ORIGAMI WHITE
⑤	ACCENT SHERWIN WILLIAMS SW 7069 IRON ORE
⑥	STONE VENEER EL DORADO DOVE TAIL

Front Elevation C

**Plan 5
Color Chart and Exterior Materials**



























Rialto Place

City of Antioch, CA
A.D. Seeno Construction

Date: May 3, 2024
Legacy Design Group, LLC.

Rialto Place

City of Antioch, CA

	BODY 1	BODY 2/ GARAGE DOOR	TRIM/ FASCIA BOARD	ACCENT/ENTRY DOOR/ FASCIA GUTTER	STONE (El Dorado/Cultured Stone*)	S ROOF TILE (Boral/Eagle*)	FLAT ROOF TILE (Boral/Eagle*)
1	 SW 9170 ACIER	 SW 7674 PEPPERCORN	 SW 7005 PURE WHITE	 SW 6258 TRICORN BLACK	 RUSTIC LEDGE - CASCADE/ CHARDONNAY COUNTRY LEDGESTONE*	 CAMINO BLEND 1VIC3163/ 2690 PEWTER BRONZE BLEND*	 CHARCOAL BROWN BLEND 1FACS1132/ 4689 BROWN RANGE*
2	 SW 7689 ROW HOUSE TAN	 SW 9105 ALMOND ROCA	 SW 6385 DOVER WHITE	 SW 7060 ATTITUDE GRAY	 MOUNTAIN LEDGE - BUCKSKIN/ CARMEL COUNTRY LEDGESTONE*	 BROWN BLEND 1VIC3233/ 2689 BROWN RANGE*	 BROWN BLEND 1FBCF3233/ 4689 BROWN RANGE*
3	 SW 7551 GREEK VILLA	 SW 7037 BALANCED BEIGE	 SW 9174 MOTH WING	 SW 6096 JUTE BROWN	 MOUNTAIN LEDGE - BITTEROOT/ BUCKS COUNTY COUNTRY LEDGESTONE*	 MARBLED TERRA COTTA 1VIC6129/ 2522 TERRA COTTA FLASHED*	 NEWPORT SUN 1FACS6953/ 4671 VILLAGE BLEND*
4	 SW 7622 HAMBURG GRAY	 SW 7066 GRAY MATTERS	 SW 7636 ORIGAMI WHITE	 SW 7069 IRON ORE	 STACKED STONE - SANTA FE/ HUDSON BAY COUNTRY LEDGESTONE*	 BROWN BLEND 1VIC3233/ 2689 BROWN RANGE*	 BROWN BLEND 1FBCF3233/ 4689 BROWN RANGE*
5	 SW 6235 FOGGY DAY	 SW 2850 CHELSEA GRAY	 SW 7636 ORIGAMI WHITE	 SW 6237 DARK NIGHT	 HILLSTONE - BERGAMO/ ASPEN DRESSED FIELDSTONE*	 DUNES TAN 1VIC50198/ 2549 SANTA PAULA*	 CEDAR BLEND 1FBCF3293/ 5557 LIVE OAK*




The electronic picture samples may vary from actual colors and appearance.
Legacy Builders, Inc. reserves the right to substitute/delete color, styles and/or change product brand.

Color Chart Key
Paint: Sherwin-Williams or Equal
Roofing: Boral/Eagle or Equal
Stone/Brick: El Dorado/Cultured Stone or Equal

1 of 2
Legacy Design Group, LLC

Rialto Place

City of Antioch, CA

	BODY 1	BODY 2/ GARAGE DOOR	TRIM/ FASCIA BOARD	ACCENT/ENTRY DOOR/ FASCIA GUTTER	STONE (El Dorado/Cultured Stone*)	S ROOF TILE (Boral/Eagle*)	FLAT ROOF TILE (Boral/Eagle*)
6	 SW 9117 URBAN JUNGLE	 SW 7715 POTTERY URN	 SW 7011 NATURAL CHOICE	 SW 6153 PROTEGE BRONZE	 RUSTIC LEDGE - CASCADE/ CHARDONNAY COUNTRY LEDGESTONE*	 BROWN BLEND 1VICS3233/ 2689 BROWN RANGE*	 DUNES TAN 1FBC019B/ 5531 ORO VALLEY*
7	 SW 7012 CREAMY	 SW 7744 ZEUS	 SW 7528 WINDSOR GREIGE	 SW 6174 ANDIRON	 BLUFFSTONE - LA PLATA/ ASPEN COUNTRY LEDGESTONE*	 GOLDENROD 1VICS6116/ SUNRISE BLEND 2645*	 CHARCOAL BROWN BLEND 1FACS1131/ 4689 BROWN RANGE*
8	 SW 7542 NATUREL	 SW 9123 BARRO VERDE	 SW 7008 ALABASTER	 SW 6006 BLACK BEAN	 CLIFFSTONE - MESQUITE/ ECHO RIDGE COUNTRY LEDGESTONE*	 GULFSTREAM 1VICS4960/ 2680 LOS PADRES BLEND*	 NEWPORT SUN 1FACS6953/ 4671 VILLAGE BLEND*
9	 SW 9117 URBAN JUNGLE	 SW 6061 TANBARK	 SW 7012 CREAMY	 SW 7027 HICKORY SMOKE	 BLUFFSTONE - BODEGA/ BUCKS COUNTY COUNTRY LEDGESTONE*	 GULFSTREAM 1VICS4960/ 2680 LOS PADRES BLEND*	 CHARCOAL BROWN BLEND 1FACS1131/ 4689 BROWN RANGE*
10	 SW 7052 GRAY AREA	 SW 6201 THUNDEROUS	 SW 7042 SHOJI WHITE	 SW 7048 URBANE BRONZE	 FIELDLEDGE - VENETO/ BUCK COUNTY DRESSED FIELDSTONE*	 DUNES TAN 1VICS0198/ 2549 SANTA PAULA*	 NEWPORT SUN 1FACS6953/ 4671 VILLAGE BLEND*

The electronic picture samples may vary from actual colors and appearance.
Legacy Builders, Inc. reserves the right to substitute/delete color, styles and/or change product brand.

Color Chart Key
Paint: Sherwin-Williams or Equal
Roofing: Boral/Eagle or Equal
Stone/Brick: El Dorado/Cultured Stone or Equal

2 of 2
Legacy Design Group, LLC