



**PLAN 6  
TUSCAN**

**PLAN 2  
FARMHOUSE**

**PLAN 1  
TUSCAN**

**PLAN 7  
CRAFTSMAN**

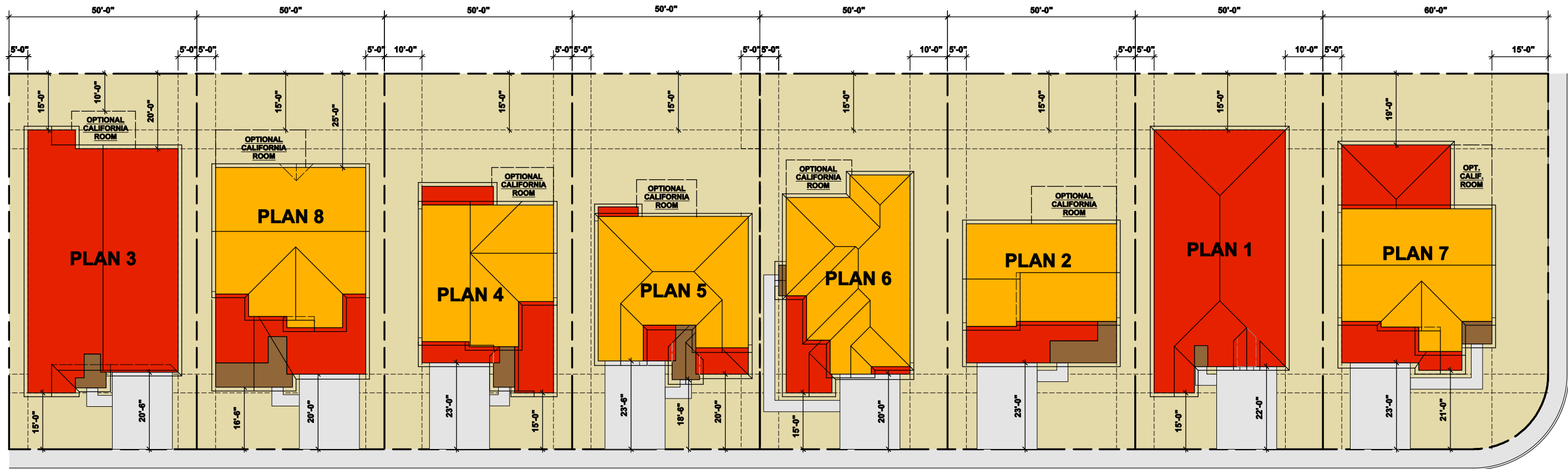


**PLAN 3  
FARMHOUSE**

**PLAN 8  
CRAFTSMAN**

**PLAN 4  
FARMHOUSE**

**PLAN 5  
TUSCAN**



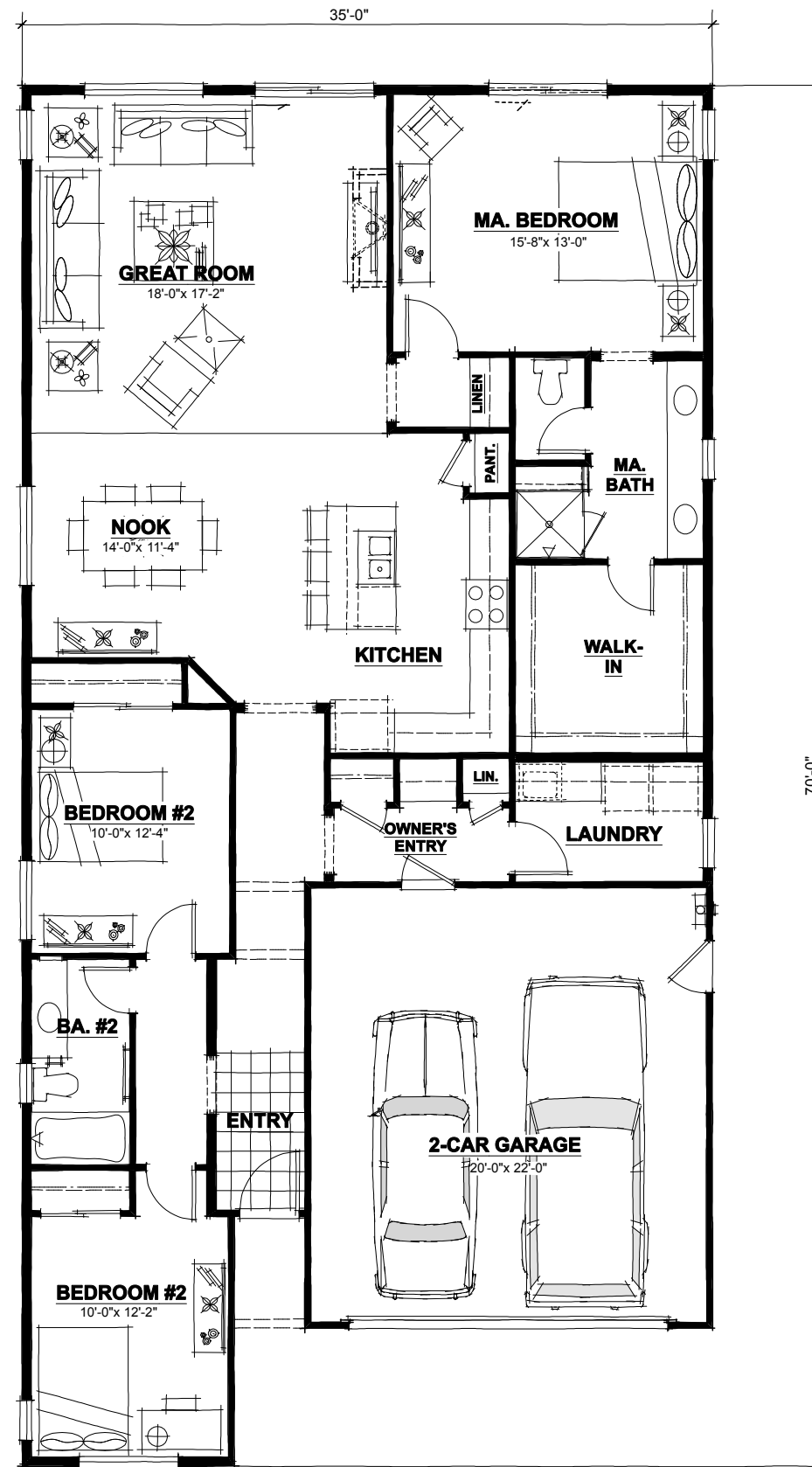
**SETBACK VARIATIONS**

This Articulation Plan depicts the median lot size. Setbacks will vary according to actual lot width and depth. See Development Plan for specific building locations on lots

**BUILDING ARTICULATION PLAN**  
**AVIANO 5000**  
**Antioch, California**

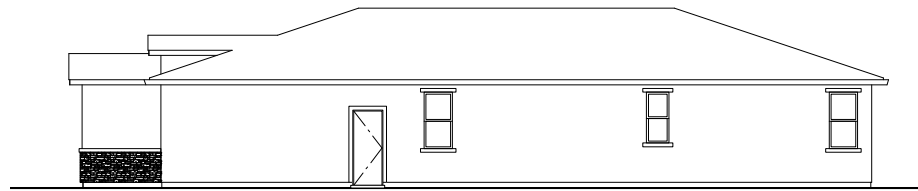
**COLOR KEY**

- Second Story Massing
- First Story Massing
- Covered Porch (One-story element)
- Paved Driveway (see Site Plan for Actual Configuration)



**FLOOR PLAN**

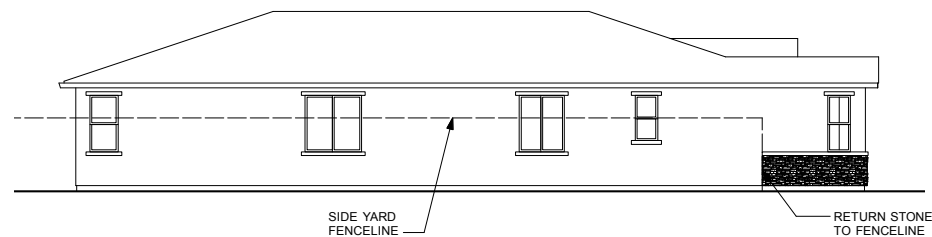
**PLAN 1 (135-1804)**  
**AVIANO 5000**  
**Antioch, California**



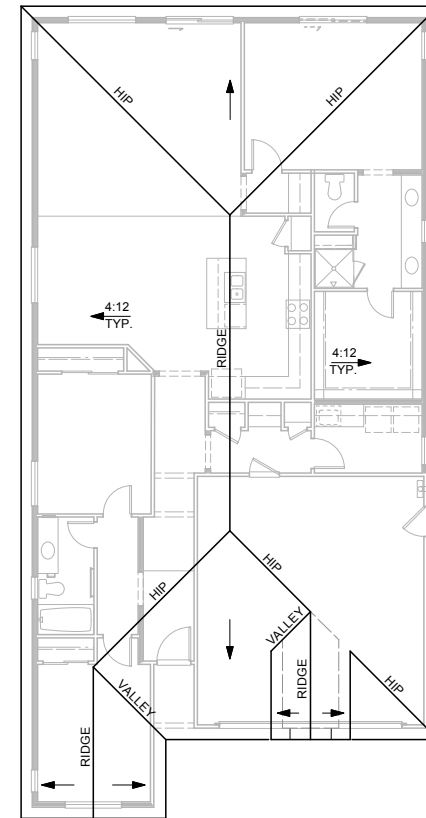
**RIGHT SIDE "A"**



**REAR "A"**



**LEFT SIDE "A"**



**ROOF PLAN "A"**

**TUSCAN**

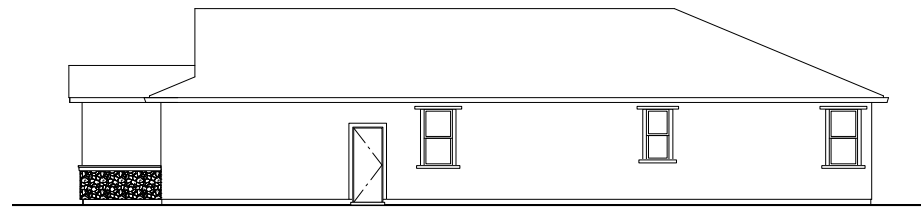
- STUCCO SIDING
- STUCCO OVER FOAM TRIM
- DECORATIVE FOAM OUTLOOKERS
- PLANK AND BATTEN SHUTTERS
- CULTURED STONE VENEER
- THEME SPECIFIC GARAGE DOOR
- PROFILE TILE GUTTER
- CONCRETE TILE ROOFING - LOW PROFILE "S"

INDICATES RECESS

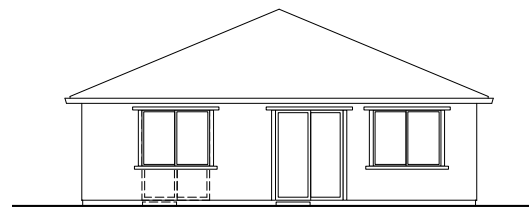
| COLOR SCHEMES   | SCHEME aa                       | SCHEME bb                    | SCHEME cc                         |
|---|---------------------------------|------------------------------|-----------------------------------|
| <b>ROOF</b><br>Concrete Low Profile   | 2645<br>SUNRISE BLEND           | 2773<br>WALNUT CREEK BLEND   | 2723<br>ADOBE BLEND               |
| <b>TRIM COLOR #1</b><br>Corbels<br>Columns<br>Eaves<br>Fascia<br>Trim   | KM 4647-2<br>PONY TAIL          | KM 4599-2<br>FOSSIL          | 216<br>MALIBU BEIGE               |
| <b>TRIM COLOR #2</b><br>Garage Door   | KM 4553-3<br>BRAUN              | KM 5761-5<br>COLUSA WETLANDS | KM 5799-5<br>DOWNTOWN BENNY BROWN |
| <b>BODY COLOR</b><br>Stucco   | KM 4629-3<br>TRADING POST       | KM 5733-3<br>SONORA HILLS    | KM 5712-3<br>COOKIE CRUMB         |
| <b>ACCENT COLOR</b><br>Entry Door<br>Shutters   | KM 4810-3<br>APPALACHIAN FOREST | KM 4924-5<br>THUNDERSTRUCK   | KM 4952-5<br>POMPEII RUINS        |
| <b>ROOF TILE:</b> Eagle <b>PAINT:</b> Kelly Moore <b>STONE:</b> Environmental Stoneworks <b>BRICK:</b> Environmental Stoneworks |                                 |                              |                                   |



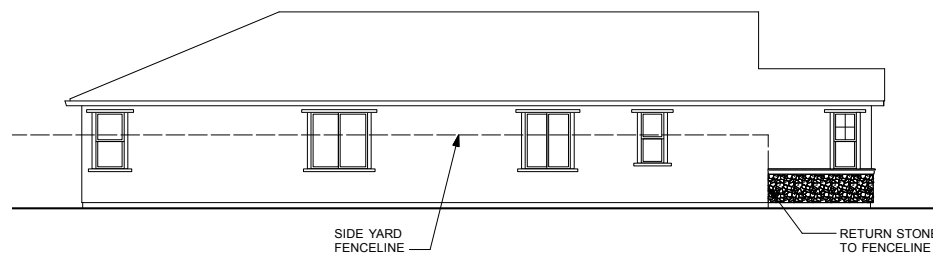
**FRONT ELEVATION "A"**  
**(TUSCAN)**



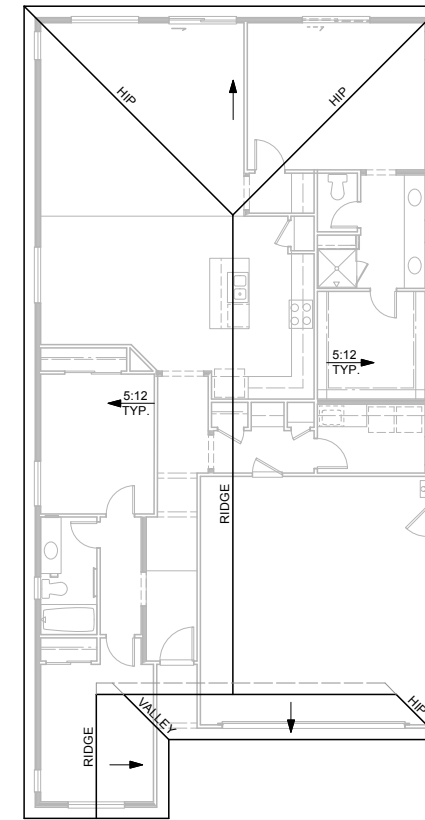
**RIGHT SIDE "B"**



**REAR "B"**



**LEFT SIDE "B"**



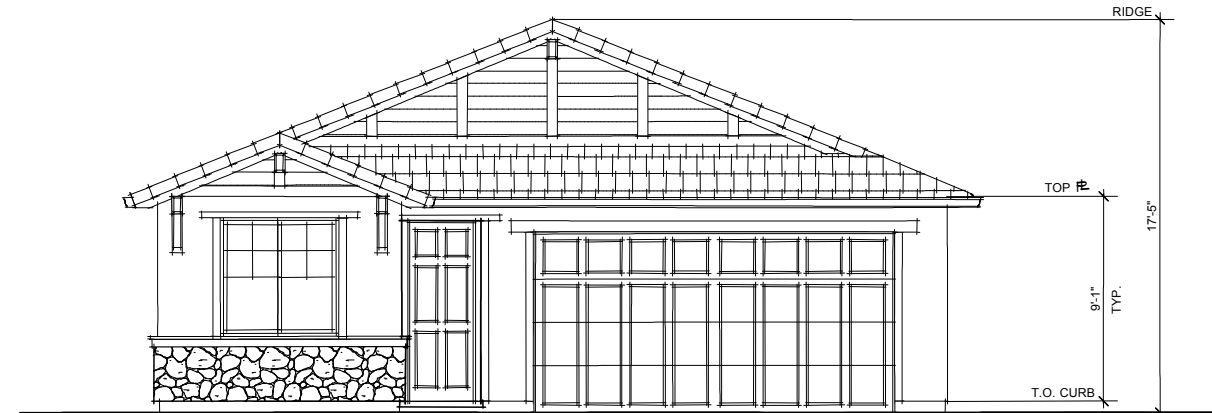
**ROOF PLAN "B"**

**CRAFTSMAN**

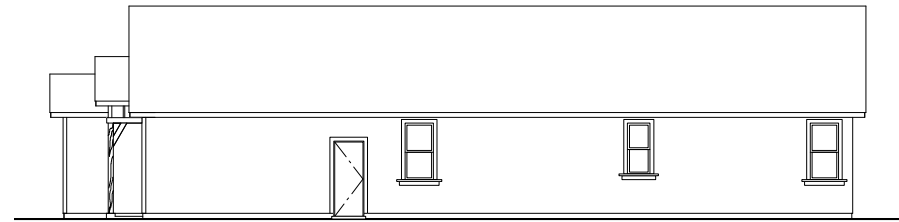
- STUCCO SIDING
- STUCCO OVER FOAM TRIM
- WOOD TRIM OVER LAP SIDING AT GABLE ENDS
- WOOD OUTLOOKERS W/ KICKERS
- CULTURED STONE VENEER
- THEME SPECIFIC GARAGE DOOR
- CONCRETE TILE ROOFING - "SHAKE" PROFILE

INDICATES RECESS

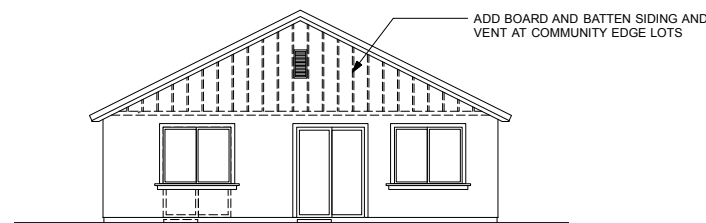
| COLOR SCHEMES   | SCHEME dd                            | SCHEME ee                   | SCHEME ff                    |
|---|--------------------------------------|-----------------------------|------------------------------|
| <b>ROOF</b><br>Concrete Shake   | 5690<br>PEWTER BRONZE BLEND          | 5502<br>ARCADIA             | 5687<br>GRAY BROWN RANGE     |
| <b>TRIM COLOR #1</b><br>Corbels<br>Eaves<br>Fascia<br>Garage Door<br>Outlookers<br>Posts  | KM A75-5<br>CELLAR DOOR              | KM 5748-5<br>NATURE'S GATE  | KM 4820-5<br>CANNON BALL     |
| <b>TRIM COLOR #2</b><br>Shingle Siding @ Gables<br>Trim   | KM 5759-2<br>TOWNHOUSE TAUPE         | KM 4602-3<br>PIE SAFE       | KM 4748-3<br>WESTERN RESERVE |
| <b>BODY COLOR</b><br>Corner Boards<br>Lap Siding<br>Stucco  | KM 5741-3<br>CRICKET'S CROSS         | HLS 4277-2<br>COTSWOLD DILL | KM W31-1<br>FRANKLY EARNEST  |
| <b>ACCENT COLOR</b><br>Entry Door<br>Shutters   | KM A59-5<br>SECOND NATURE            | KM A76-5<br>LOG CABIN       | KM A68-5<br>LEATHER SATCHEL  |
| <b>STONE</b>  | 50% EVERGREEN 50% GREY<br>FIELDSTONE | SEMILLION<br>FIELDSTONE     | ASPEN<br>FIELDSTONE          |
| <b>ROOF TILE:</b> Eagle <b>PAINT:</b> Kelly Moore <b>STONE:</b> Environmental Stoneworks <b>BRICK:</b> Environmental Stoneworks |                                      |                             |                              |



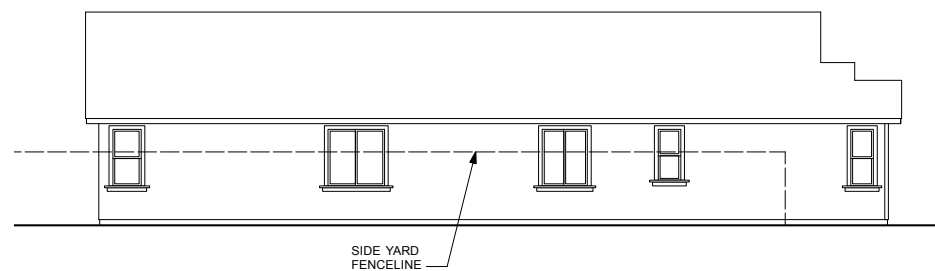
**FRONT ELEVATION "B"**  
**(CRAFTSMAN)**



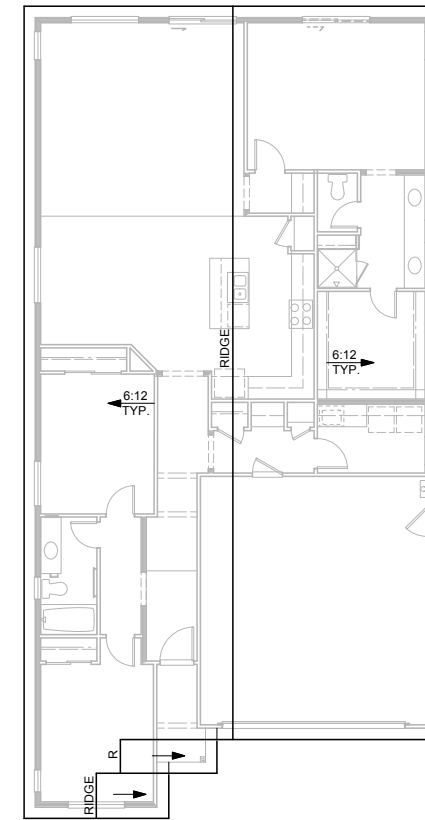
**RIGHT SIDE "C"**



**REAR "C"**



**LEFT SIDE "C"**



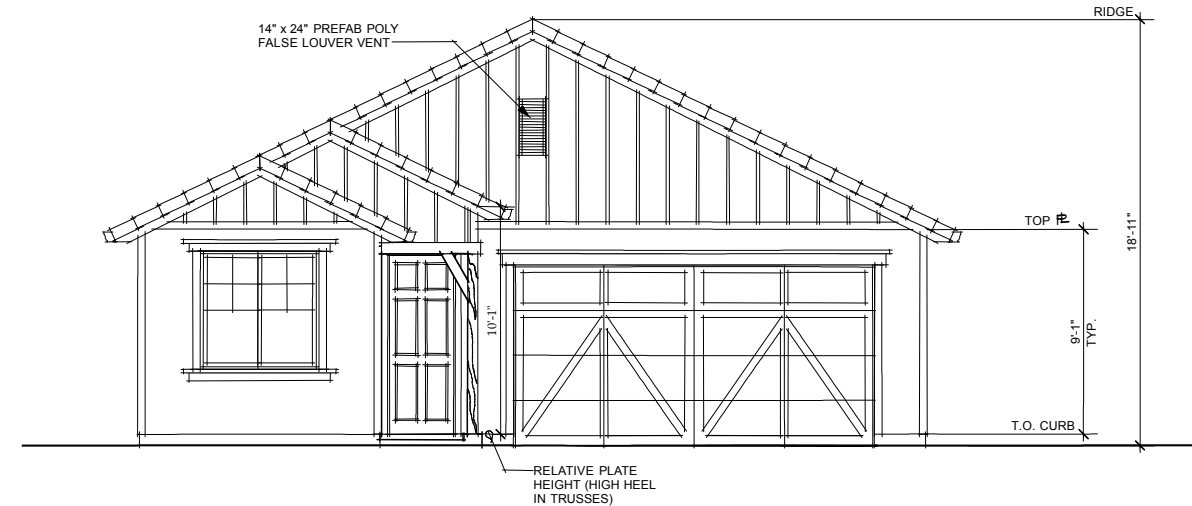
**ROOF PLAN "C"**

**FARMHOUSE**

- STUCCO SIDING
- STUCCO OVER FOAM TRIM AT
- STUCCO SIDING
- BOARD AND BATTEN AT ACCENT AREAS
- WOOD TRIM AT BOARD AND BATT SIDING
- WOOD POSTS WITH KICKERS
- THEME SPECIFIC GARAGE DOOR
- CONCRETE TILE ROOFING - "SLATE" PROFILE

INDICATES RECESS

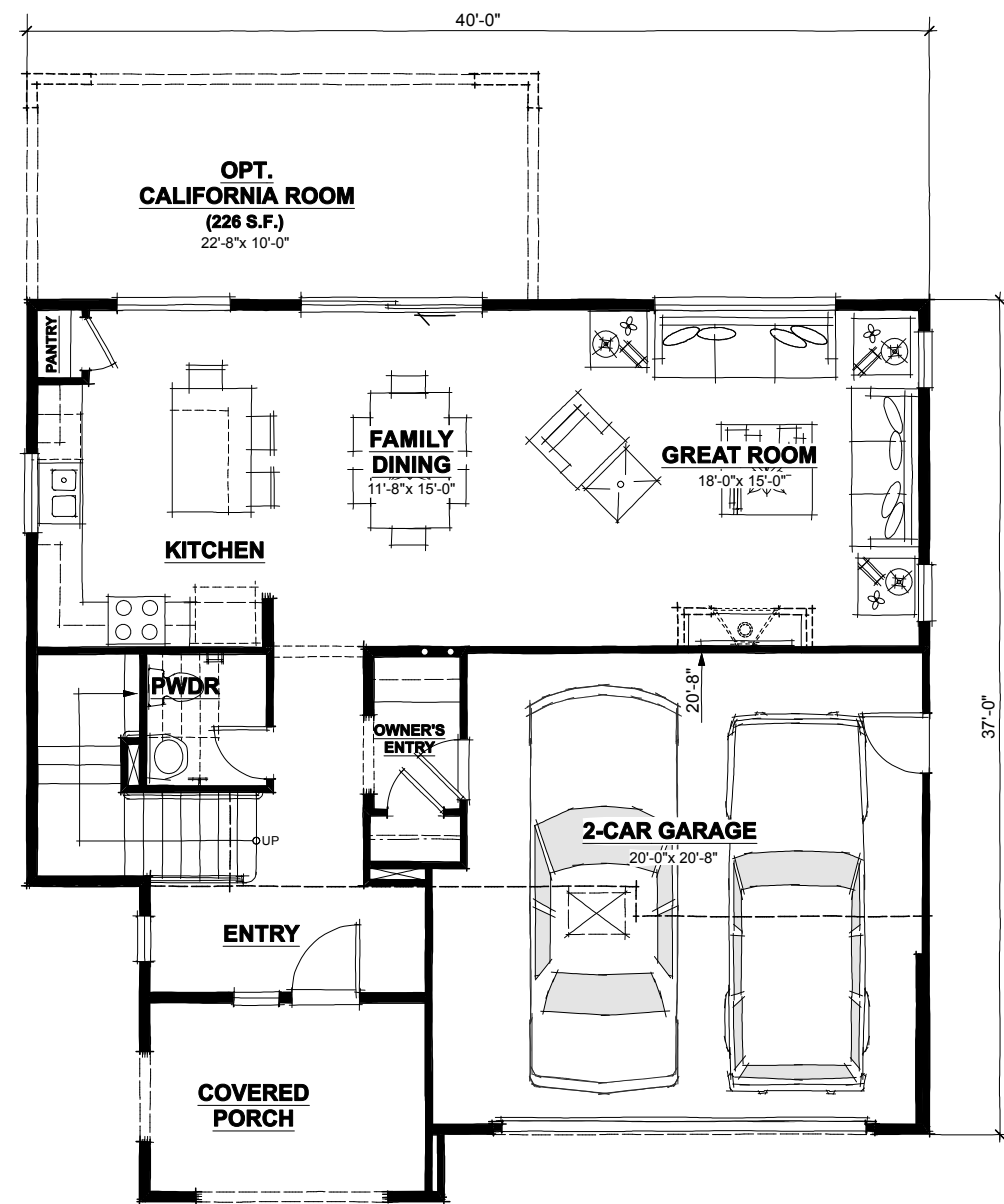
| COLOR SCHEMES   | SCHEME gg                    | SCHEME hh                   | SCHEME ii                    |
|---|------------------------------|-----------------------------|------------------------------|
| <b>ROOF</b><br>Concrete Slate   | 4634<br>KINGS CANYON BLEND   | 4687<br>GRAY BROWN RANGE    | SCB 8805<br>SEATTLE BLEND    |
| <b>TRIM COLOR</b><br>Eaves<br>Fascia<br>Garage Door<br>Louvered Vents<br>Posts<br>Trim  | KM 4731-1<br>GRASS SKIRT     | KM W31-1<br>FRANKLY EARNEST | HLS 4286-1<br>ALHAMBRA CREAM |
| <b>BODY COLOR #1</b><br>Board & Batten<br>Corner Boards<br>Lap Siding   | KM 4526-5<br>COFFEE BAR      | KM 5747-3<br>SUGAR PINE     | KM 4587-3<br>SMOKY TOPAZ     |
| <b>BODY COLOR #2</b><br>Stucco  | KM 5764-3<br>MENDOCINO HILLS | KM 4580-2<br>FOGGY NIGHT    | KM 5828-2<br>BIG BAND        |
| <b>ACCENT COLOR</b><br>Entry Door<br>Shutters   | KM A62-5<br>PARKVIEW         | KM A69-5<br>ROASTED KONA    | KM A84-5<br>STARLIT EVE      |
| <b>ROOF TILE:</b> Eagle <b>PAINT:</b> Kelly Moore <b>STONE:</b> Environmental Stoneworks <b>BRICK:</b> Environmental Stoneworks |                              |                             |                              |



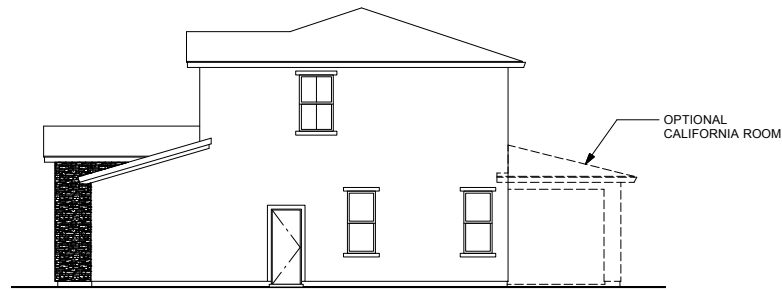
**FRONT ELEVATION "C"**  
**(FARMHOUSE)**



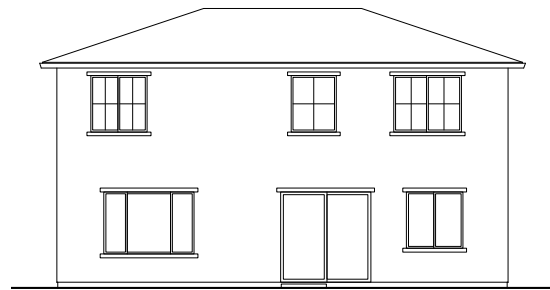
**SECOND FLOOR PLAN**



**FIRST FLOOR PLAN**



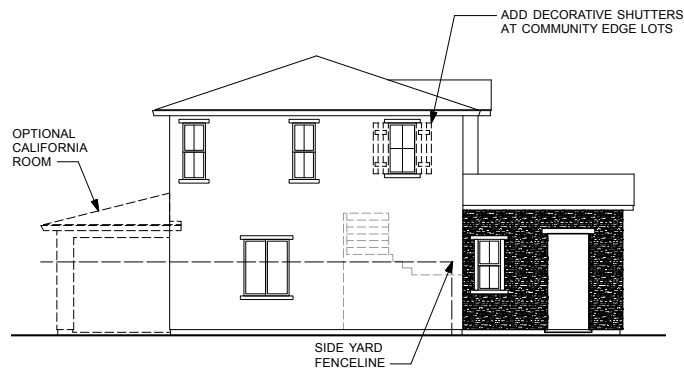
**RIGHT SIDE "A"**



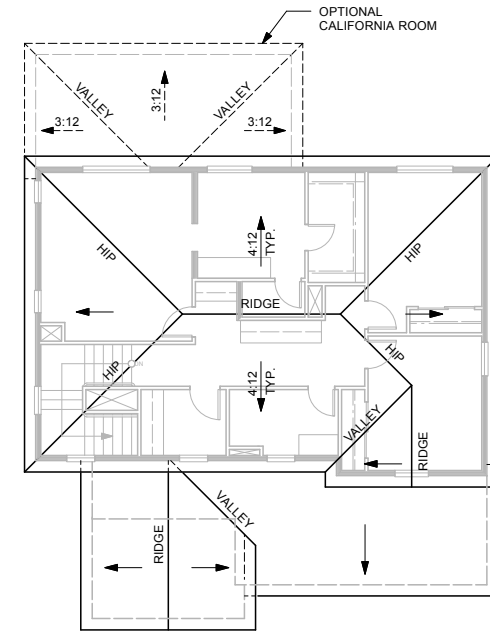
**REAR "A"**



**REAR "A"  
(OPT. CALIFORNIA ROOM)**



**LEFT SIDE "A"**



**ROOF PLAN "A"**

**TUSCAN**

- STUCCO SIDING
- STUCCO OVER FOAM TRIM
- DECORATIVE FOAM OUTLOOKERS
- PLANK AND BATTEN SHUTTERS
- CULTURED STONE VENEER
- THEME SPECIFIC GARAGE DOOR
- PROFILE TILE GUTTER
- CONCRETE TILE ROOFING - LOW PROFILE "S"

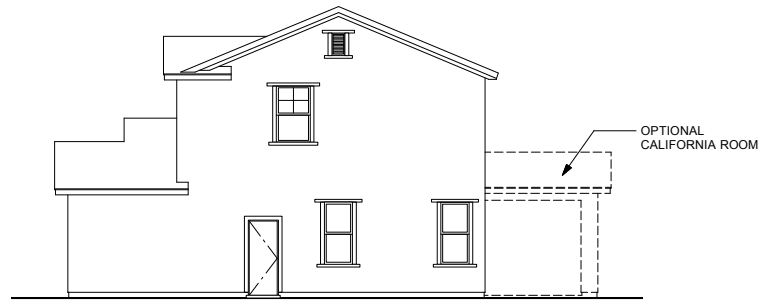
INDICATES RECESS

| COLOR SCHEMES   | SCHEME aa                       | SCHEME bb                    | SCHEME cc                         |
|---|---------------------------------|------------------------------|-----------------------------------|
| <b>ROOF</b><br>Concrete Low Profile   | 2645<br>SUNRISE BLEND           | 2773<br>WALNUT CREEK BLEND   | 2723<br>ADOBE BLEND               |
| <b>TRIM COLOR #1</b><br>Corbels<br>Columns<br>Eaves<br>Fascia<br>Trim   | KM 4647-2<br>PONY TAIL          | KM 4599-2<br>FOSSIL          | 216<br>MALIBU BEIGE               |
| <b>TRIM COLOR #2</b><br>Garage Door   | KM 4553-3<br>BRAUN              | KM 5761-5<br>COLUSA WETLANDS | KM 5799-5<br>DOWNTOWN BENNY BROWN |
| <b>BODY COLOR</b><br>Stucco   | KM 4629-3<br>TRADING POST       | KM 5733-3<br>SONORA HILLS    | KM 5712-3<br>COOKIE CRUMB         |
| <b>ACCENT COLOR</b><br>Entry Door<br>Shutters   | KM 4810-3<br>APPALACHIAN FOREST | KM 4924-5<br>THUNDERTRUCK    | KM 4952-5<br>POMPEII RUINS        |
| <b>ROOF TILE:</b> Eagle <b>PAINT:</b> Kelly Moore <b>STONE:</b> Environmental Stoneworks <b>BRICK:</b> Environmental Stoneworks |                                 |                              |                                   |

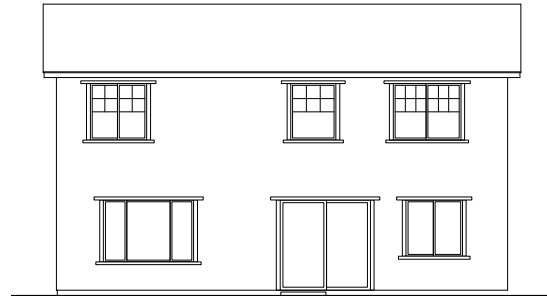


**FRONT ELEVATION "A"  
(TUSCAN)**

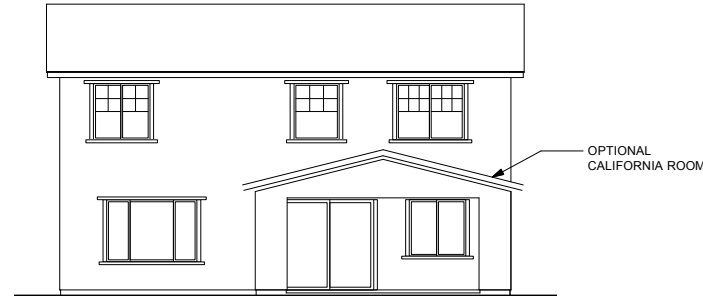




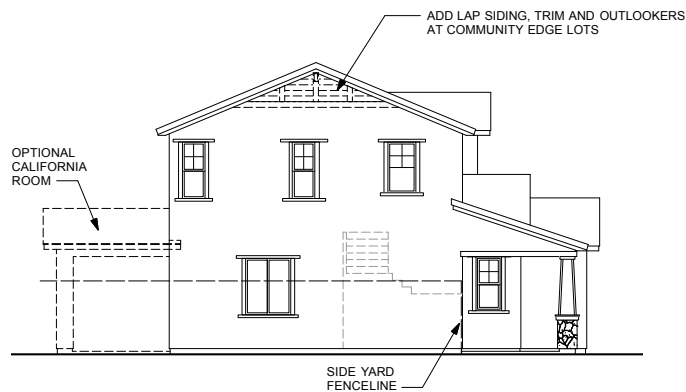
**RIGHT SIDE "B"**



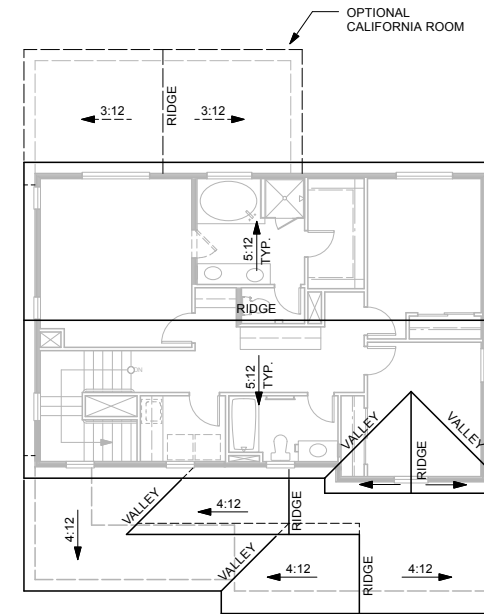
**REAR "B"**



**REAR "B"  
(OPT. CALIFORNIA ROOM)**



**LEFT SIDE "B"**



**ROOF PLAN "B"**




**FRONT ELEVATION "B"  
(CRAFTSMAN)**

**CRAFTSMAN**

- STUCCO SIDING
- STUCCO OVER FOAM TRIM
- WOOD TRIM OVER LAP SIDING AT GABLE ENDS
- WOOD OUTLOOKERS W/ KICKERS
- CULTURED STONE VENEER
- THEME SPECIFIC GARAGE DOOR
- CONCRETE TILE ROOFING - "SHAKE" PROFILE

INDICATES RECESS

| COLOR SCHEMES   | SCHEME dd                            | SCHEME ee                   | SCHEME ff                    |
|---|--------------------------------------|-----------------------------|------------------------------|
| <b>ROOF</b><br>Concrete Shake   | 5690<br>PEWTER BRONZE BLEND          | 5502<br>ARCADIA             | 5687<br>GRAY BROWN RANGE     |
| <b>TRIM COLOR #1</b><br>Corbels<br>Eaves<br>Fascia<br>Garage Door<br>Outlookers<br>Posts  | KM A75-5<br>CELLAR DOOR              | KM 5748-5<br>NATURE'S GATE  | KM 4820-5<br>CANNON BALL     |
| <b>TRIM COLOR #2</b><br>Shingle Siding @ Gables<br>Trim   | KM 5759-2<br>TOWNHOUSE TAUPE         | KM 4602-3<br>PIE SAFE       | KM 4748-3<br>WESTERN RESERVE |
| <b>BODY COLOR</b><br>Corner Boards<br>Lap Siding<br>Stucco  | KM 5741-3<br>CRICKET'S CROSS         | HLS 4277-2<br>COTSWOLD DILL | KM W31-1<br>FRANKLY EARNEST  |
| <b>ACCENT COLOR</b><br>Entry Door<br>Shutters   | KM A59-5<br>SECOND NATURE            | KM A76-5<br>LOG CABIN       | KM A68-5<br>LEATHER SATCHEL  |
| <b>STONE</b>  | 50% EVERGREEN 50% GREY<br>FIELDSTONE | SEMILLION<br>FIELDSTONE     | ASPEN<br>FIELDSTONE          |
| <b>ROOF TILE:</b> Eagle <b>PAINT:</b> Kelly Moore <b>STONE:</b> Environmental Stoneworks <b>BRICK:</b> Environmental Stoneworks |                                      |                             |                              |



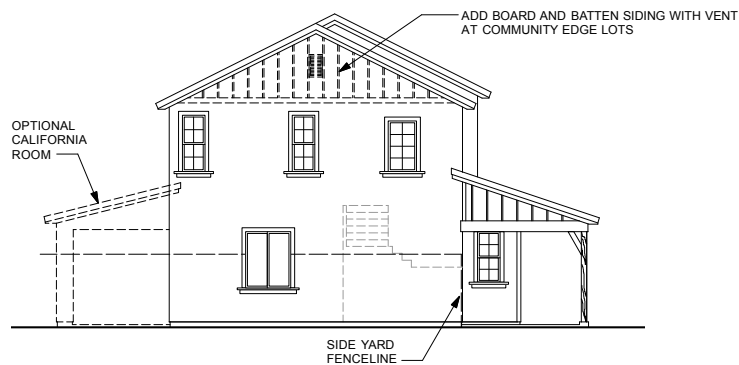
**RIGHT SIDE "C"**



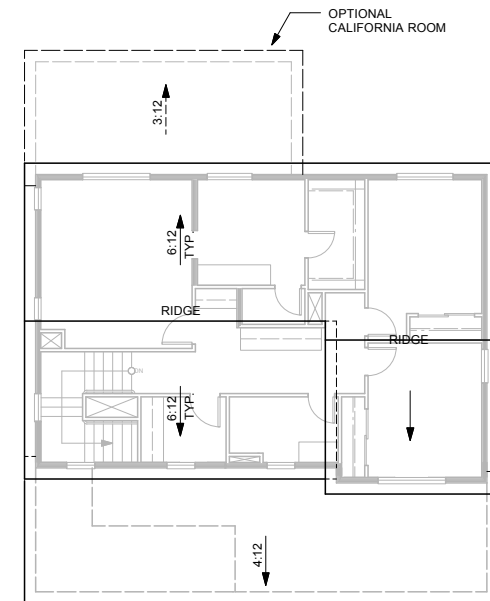
**REAR "C"**



**REAR "C"  
(OPT. CALIFORNIA ROOM)**



**LEFT SIDE "C"**



**ROOF PLAN "C"**

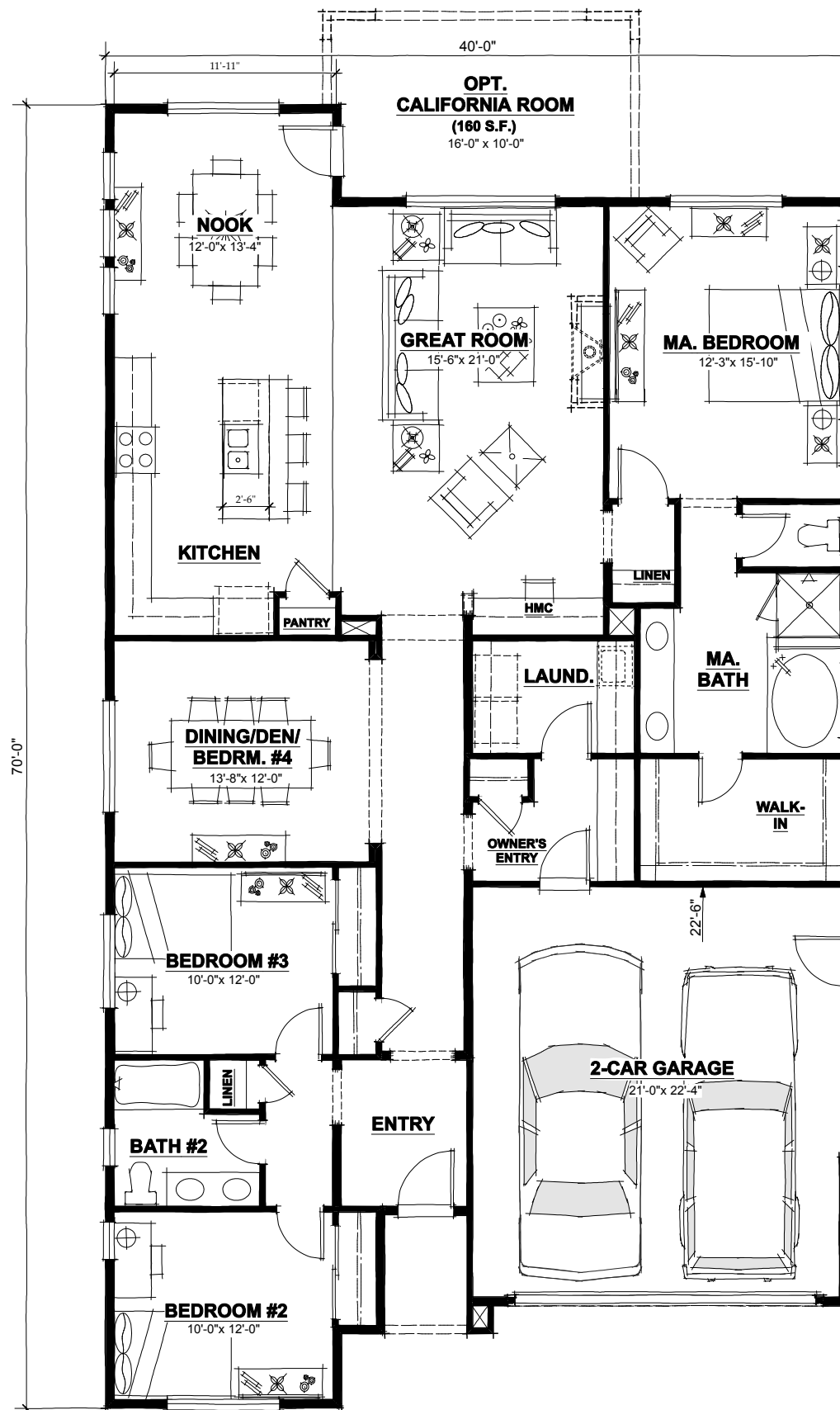


**FRONT ELEVATION "C"  
(FARMHOUSE)**

**FARMHOUSE**

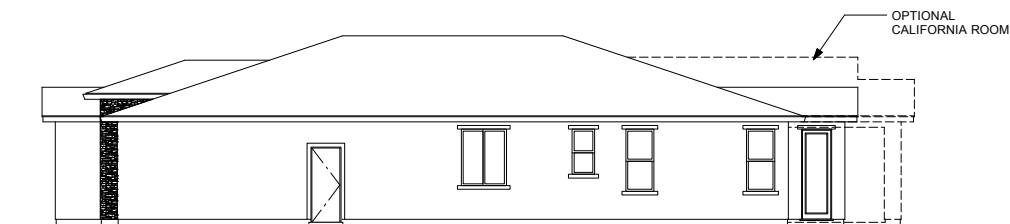
- STUCCO SIDING
- STUCCO OVER FOAM TRIM AT
- STUCCO SIDING
- BOARD AND BATTEN AT ACCENT AREAS
- WOOD TRIM AT BOARD AND BATT SIDING
- WOOD POSTS WITH KICKERS
- THEME SPECIFIC GARAGE DOOR
- CONCRETE TILE ROOFING - "SLATE" PROFILE

| COLOR SCHEMES   | SCHEME gg                    | SCHEME hh                   | SCHEME ii                    |
|---|------------------------------|-----------------------------|------------------------------|
| <b>ROOF</b><br>Concrete Slate   | 4634<br>KINGS CANYON BLEND   | 4687<br>GRAY BROWN RANGE    | SCB 8805<br>SEATTLE BLEND    |
| <b>TRIM COLOR</b><br>Eaves<br>Fascia<br>Garage Door<br>Louvered Vents<br>Posts<br>Trim  | KM 4731-1<br>GRASS SKIRT     | KM W31-1<br>FRANKLY EARNEST | HLS 4286-1<br>ALHAMBRA CREAM |
| <b>BODY COLOR #1</b><br>Board & Batten<br>Corner Boards<br>Lap Siding   | KM 4526-5<br>COFFEE BAR      | KM 5747-3<br>SUGAR PINE     | KM 4587-3<br>SMOKY TOPAZ     |
| <b>BODY COLOR #2</b><br>Stucco  | KM 5764-3<br>MENDOCINO HILLS | KM 4580-2<br>FOGGY NIGHT    | KM 5828-2<br>BIG BAND        |
| <b>ACCENT COLOR</b><br>Entry Door<br>Shutters   | KM A62-5<br>PARKVIEW         | KM A69-5<br>ROASTED KONA    | KM A84-5<br>STARLIT EVE      |
| <b>ROOF TILE:</b> Eagle <b>PAINT:</b> Kelly Moore <b>STONE:</b> Environmental Stoneworks <b>BRICK:</b> Environmental Stoneworks |                              |                             |                              |

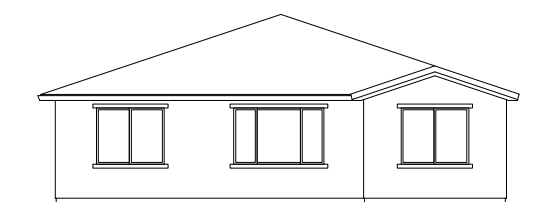


**FIRST FLOOR PLAN**

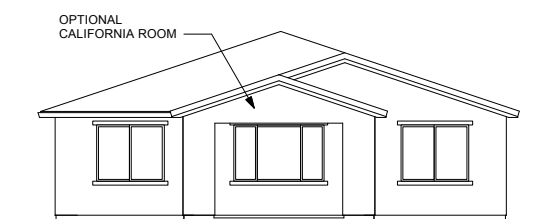
**PLAN 3 (140-2037)  
AVIANO 5000  
Antioch, California**



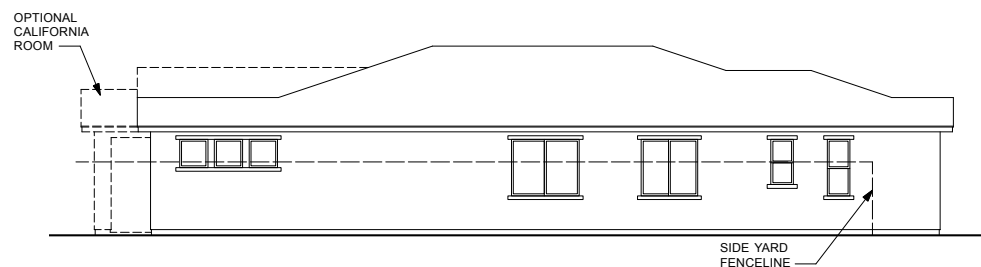
**RIGHT SIDE "A"**



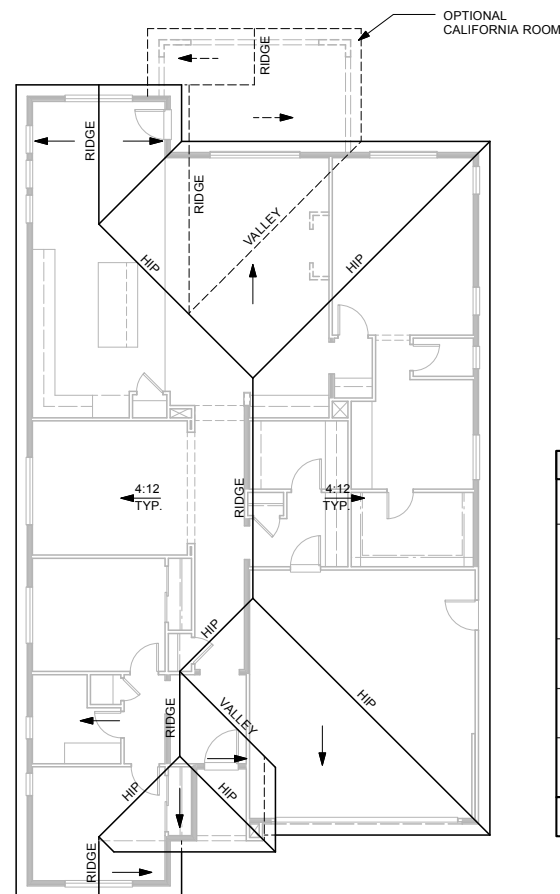
**REAR "A"**



**REAR "A"  
(OPT. CALIFORNIA ROOM)**



**LEFT SIDE "A"**



**ROOF PLAN "A"**

**TUSCAN**

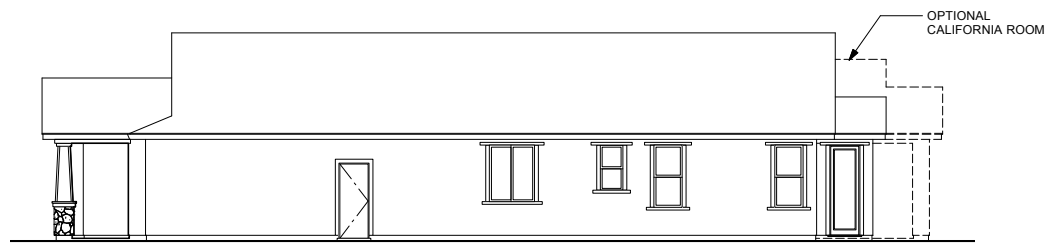
- STUCCO SIDING
- STUCCO OVER FOAM TRIM
- DECORATIVE FOAM OUTLOOKERS
- PLANK AND BATTEN SHUTTERS
- CULTURED STONE VENEER
- THEME SPECIFIC GARAGE DOOR
- PROFILE TILE GUTTER
- CONCRETE TILE ROOFING - LOW PROFILE "S"

INDICATES RECESS

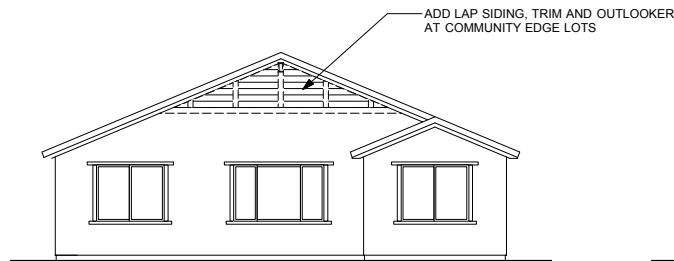
| COLOR SCHEMES   | SCHEME aa                       | SCHEME bb                    | SCHEME cc                         |
|---|---------------------------------|------------------------------|-----------------------------------|
| <b>ROOF</b><br>Concrete Low Profile   | 2645<br>SUNRISE BLEND           | *2773<br>WALNUT CREEK BLEND  | 2723<br>ADOBE BLEND               |
| <b>TRIM COLOR #1</b><br>Corbels<br>Columns<br>Eaves<br>Fascia<br>Trim   | KM 4647-2<br>PONY TAIL          | KM 4599-2<br>FOSSIL          | 216<br>MALIBU BEIGE               |
| <b>TRIM COLOR #2</b><br>Garage Door   | KM 4553-3<br>BRAUN              | KM 5761-5<br>COLUSA WETLANDS | KM 5799-5<br>DOWNTOWN BENNY BROWN |
| <b>BODY COLOR</b><br>Stucco   | KM 4629-3<br>TRADING POST       | KM 5733-3<br>SONORA HILLS    | KM 5712-3<br>COOKIE CRUMB         |
| <b>ACCENT COLOR</b><br>Entry Door<br>Shutters   | KM 4810-3<br>APPALACHIAN FOREST | KM 4924-5<br>THUNDERSTRUCK   | KM 4952-5<br>POMPEII RUINS        |
| <b>ROOF TILE:</b> Eagle <b>PAINT:</b> Kelly Moore <b>STONE:</b> Environmental Stoneworks <b>BRICK:</b> Environmental Stoneworks |                                 |                              |                                   |



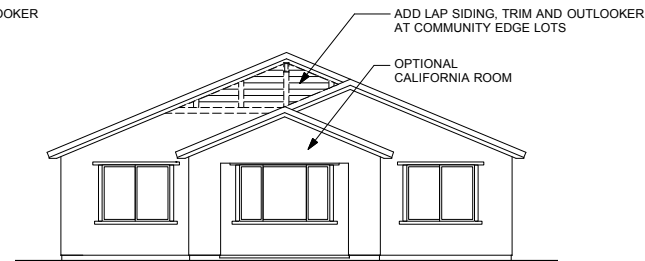
**FRONT ELEVATION "A"  
(TUSCAN)**



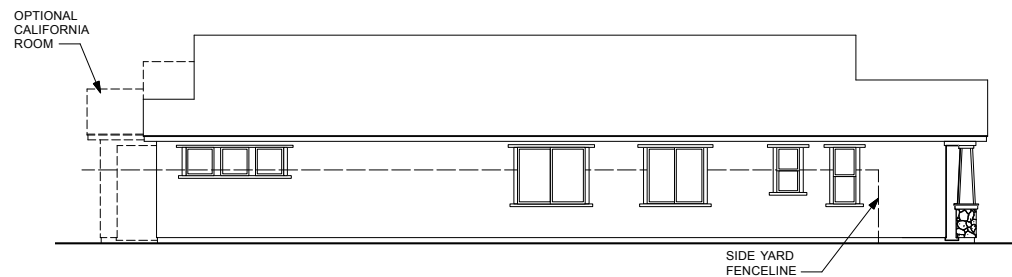
**RIGHT SIDE "B"**



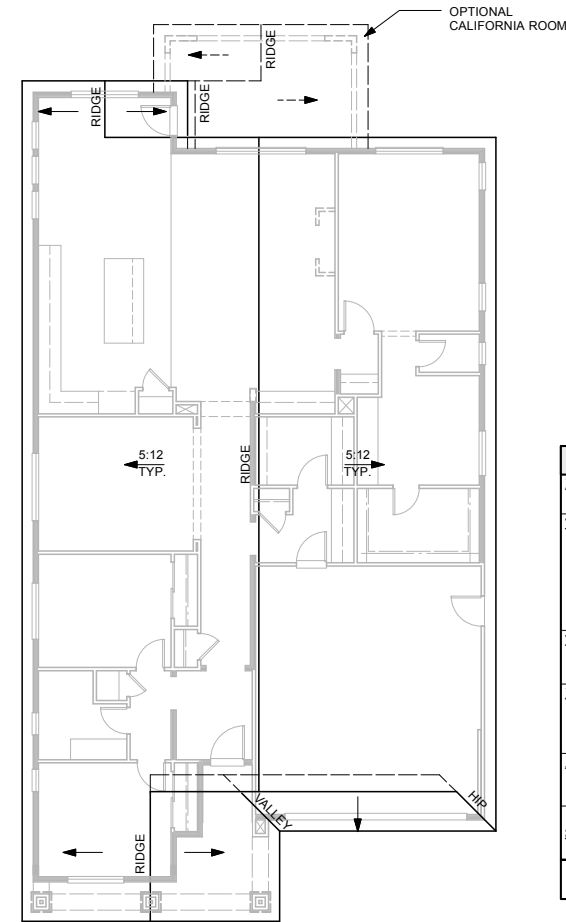
**REAR "B"**



**REAR "B"  
(OPT. CALIFORNIA ROOM)**



**LEFT SIDE "B"**



**ROOF PLAN "B"**

**CRAFTSMAN**

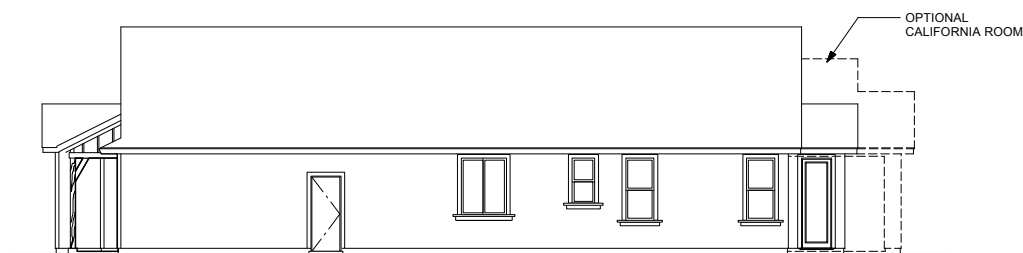
- STUCCO SIDING
- STUCCO OVER FOAM TRIM
- WOOD TRIM OVER LAP SIDING AT GABLE ENDS
- WOOD OUTLOOKERS W/ KICKERS
- CULTURED STONE VENEER
- THEME SPECIFIC GARAGE DOOR
- CONCRETE TILE ROOFING - "SHAKE" PROFILE

INDICATES RECESS

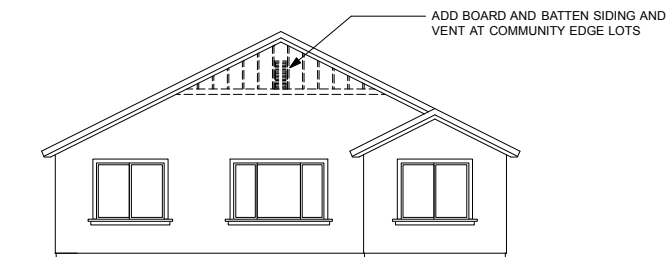
| COLOR SCHEMES   | SCHEME dd                            | SCHEME ee                   | SCHEME ff                    |
|---|--------------------------------------|-----------------------------|------------------------------|
| <b>ROOF</b><br>Concrete Shake   | 5690<br>PEWTER BRONZE BLEND          | 5502<br>ARCADIA             | 5687<br>GRAY BROWN RANGE     |
| <b>TRIM COLOR #1</b><br>Corbels<br>Eaves<br>Fascia<br>Garage Door<br>Outlookers<br>Posts  | KM A75-5<br>CELLAR DOOR              | KM 5748-5<br>NATURE'S GATE  | KM 4820-5<br>CANNON BALL     |
| <b>TRIM COLOR #2</b><br>Shingle Siding @ Gables<br>Trim   | KM 5759-2<br>TOWNHOUSE TAUPE         | KM 4602-3<br>PIE SAFE       | KM 4748-3<br>WESTERN RESERVE |
| <b>BODY COLOR</b><br>Corner Boards<br>Lap Siding<br>Stucco  | KM 5741-3<br>CRICKET'S CROSS         | HLS 4277-2<br>COTSWOLD DILL | KM W31-1<br>FRANKLY EARNEST  |
| <b>ACCENT COLOR</b><br>Entry Door<br>Shutters   | KM A59-5<br>SECOND NATURE            | KM A76-5<br>LOG CABIN       | KM A68-5<br>LEATHER SATCHEL  |
| <b>STONE</b>  | 50% EVERGREEN 50% GREY<br>FIELDSTONE | SEMILLION<br>FIELDSTONE     | ASPEN<br>FIELDSTONE          |
| <b>ROOF TILE:</b> Eagle <b>PAINT:</b> Kelly Moore <b>STONE:</b> Environmental Stoneworks <b>BRICK:</b> Environmental Stoneworks |                                      |                             |                              |



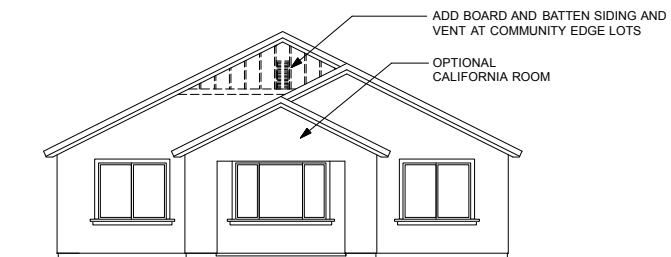
**FRONT ELEVATION "B"  
(CRAFTSMAN)**



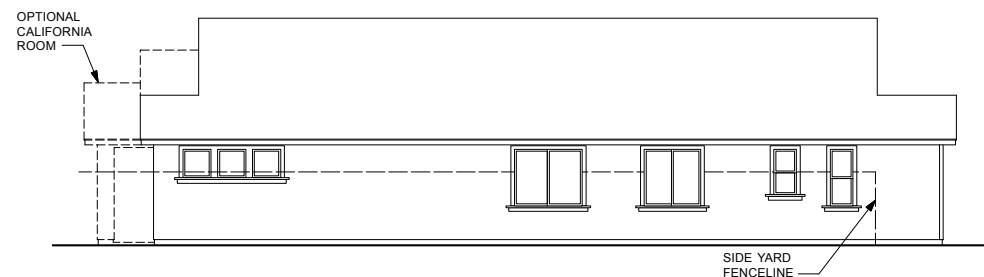
**RIGHT SIDE "C"**



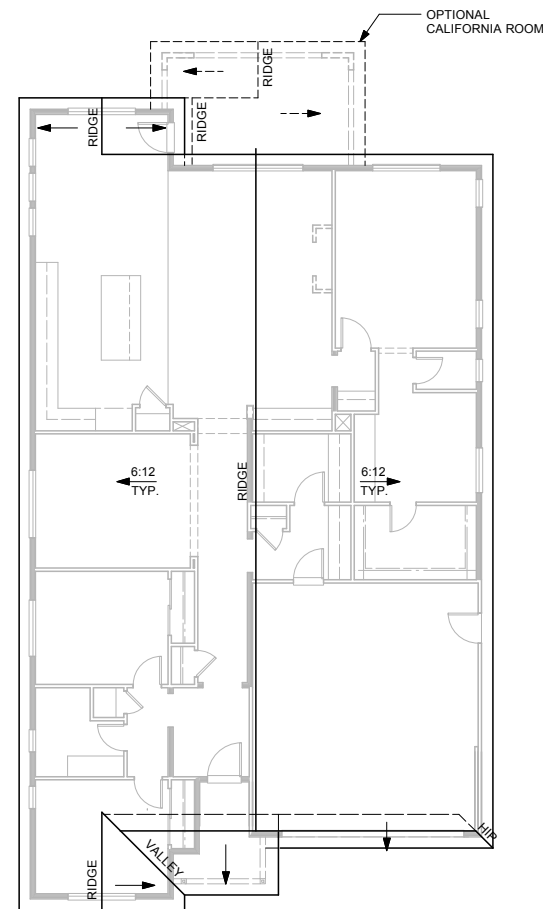
**REAR "C"**



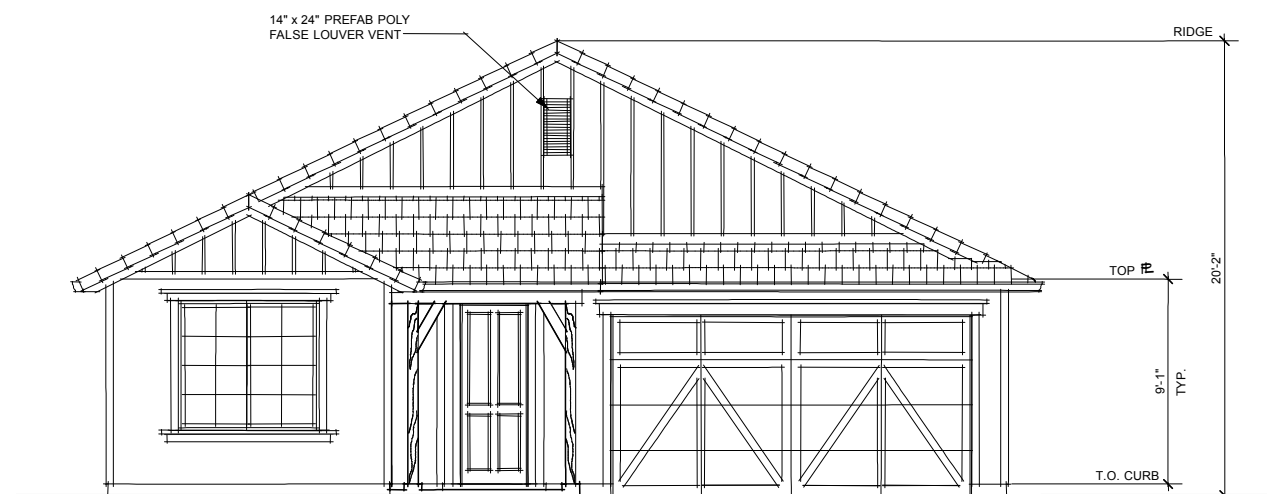
**REAR "C"  
(OPT. CALIFORNIA ROOM)**



**LEFT SIDE "C"**



**ROOF PLAN "C"**



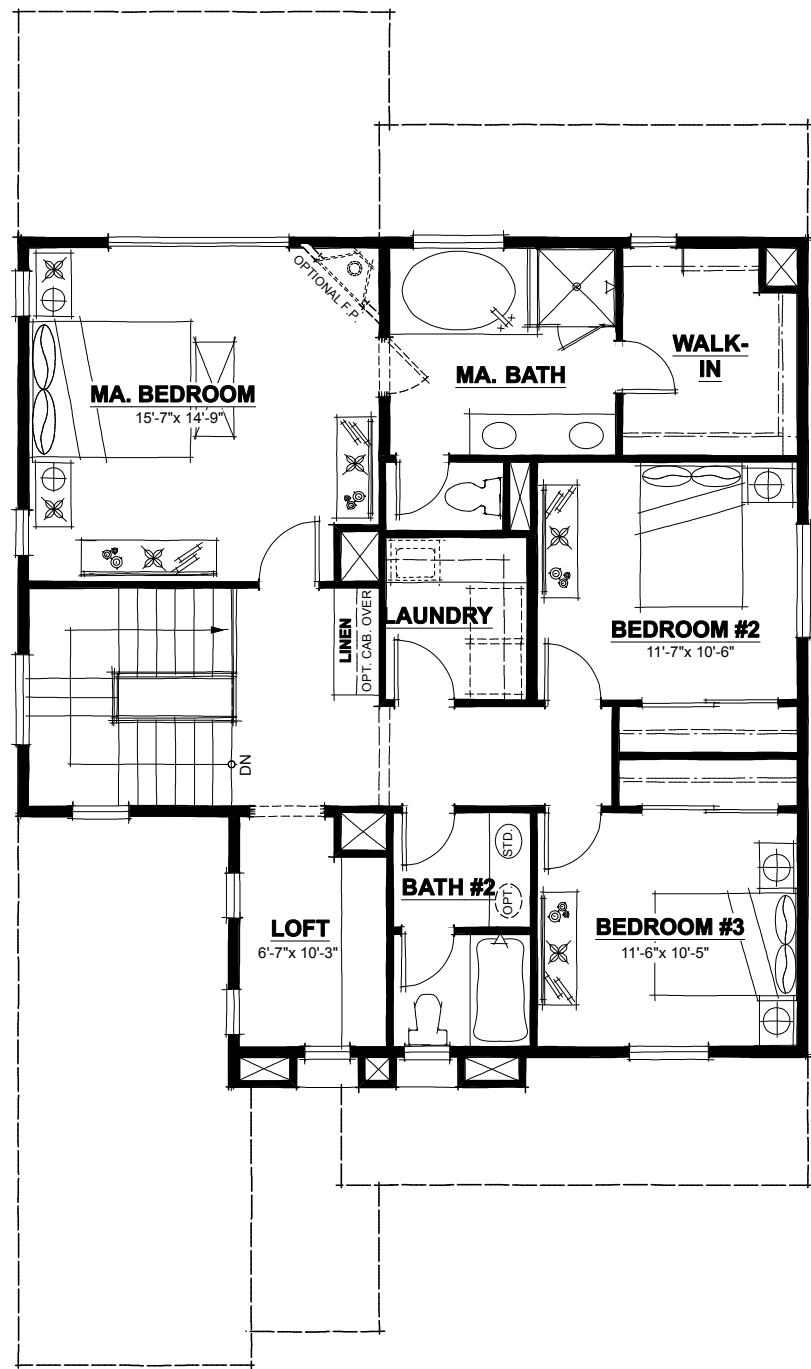
**FRONT ELEVATION "C"  
(FARMHOUSE)**

**FARMHOUSE**

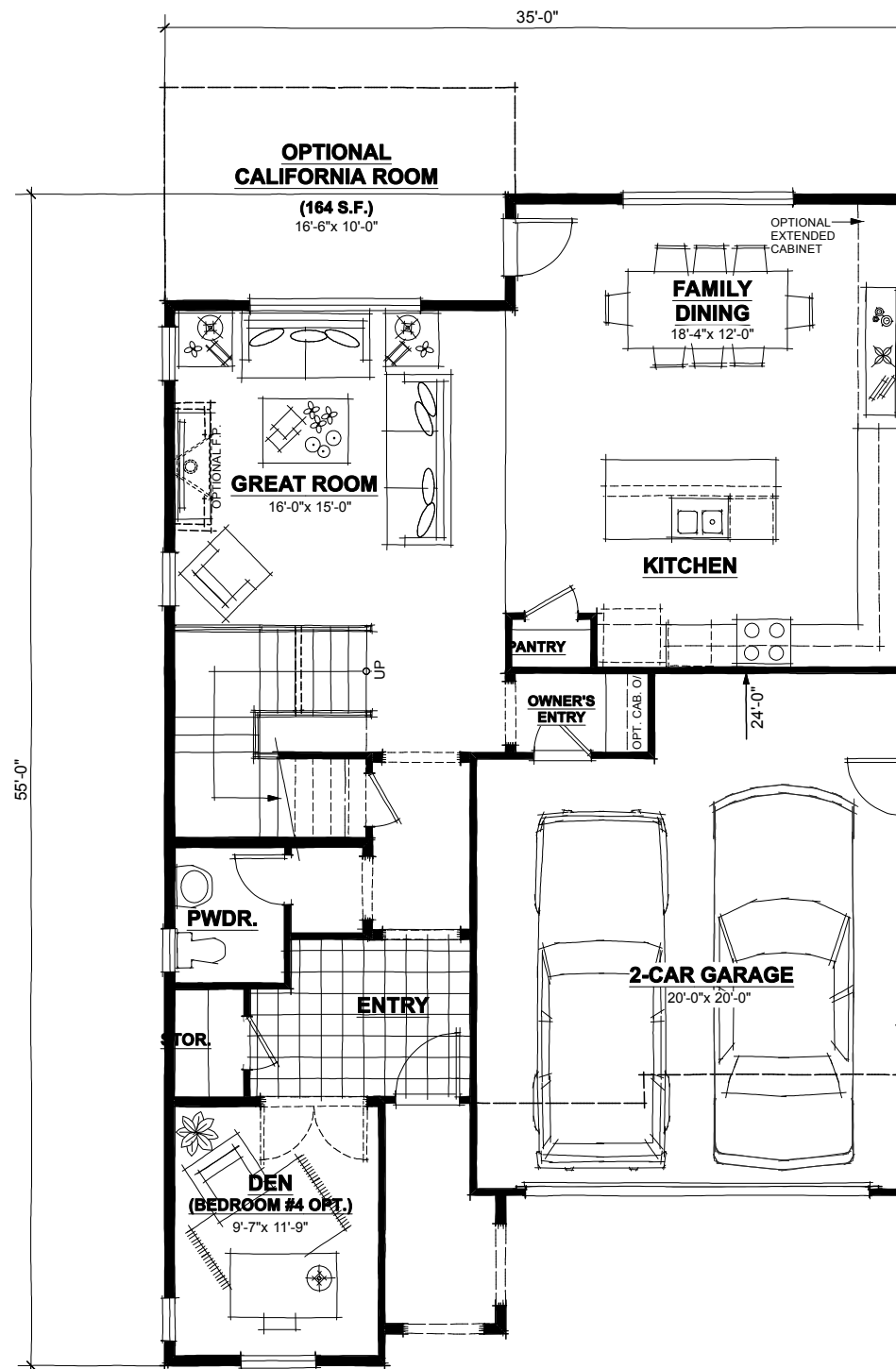
- STUCCO SIDING
- STUCCO OVER FOAM TRIM AT
- STUCCO SIDING
- BOARD AND BATTEN AT ACCENT AREAS
- WOOD TRIM AT BOARD AND BATT SIDING
- WOOD POSTS WITH KICKERS
- THEME SPECIFIC GARAGE DOOR
- CONCRETE TILE ROOFING - "SLATE" PROFILE

INDICATES RECESS

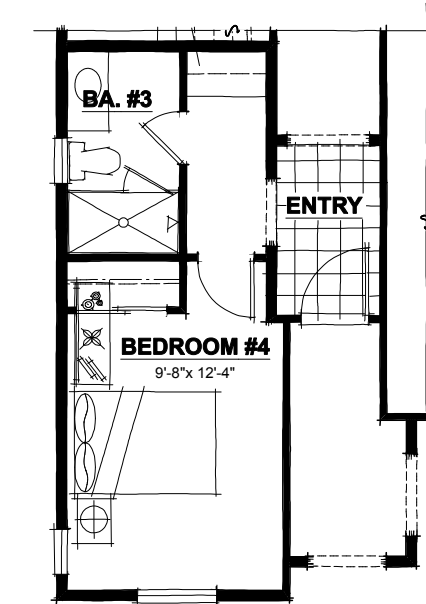
| COLOR SCHEMES   | SCHEME gg                    | SCHEME hh                   | SCHEME ii                    |
|---|------------------------------|-----------------------------|------------------------------|
| <b>ROOF</b><br>Concrete Slate   | 4634<br>KINGS CANYON BLEND   | 4687<br>GRAY BROWN RANGE    | SCB 8805<br>SEATTLE BLEND    |
| <b>TRIM COLOR</b><br>Eaves<br>Fascia<br>Garage Door<br>Louvered Vents<br>Posts<br>Trim  | KM 4731-1<br>GRASS SKIRT     | KM W31-1<br>FRANKLY EARNEST | HLS 4286-1<br>ALHAMBRA CREAM |
| <b>BODY COLOR #1</b><br>Board & Batten<br>Corner Boards<br>Lap Siding   | KM 4526-5<br>COFFEE BAR      | KM 5747-3<br>SUGAR PINE     | KM 4587-3<br>SMOKY TOPAZ     |
| <b>BODY COLOR #2</b><br>Stucco  | KM 5764-3<br>MENDOCINO HILLS | KM 4580-2<br>FOGGY NIGHT    | KM 5828-2<br>BIG BAND        |
| <b>ACCENT COLOR</b><br>Entry Door<br>Shutters   | KM A62-5<br>PARKVIEW         | KM A69-5<br>ROASTED KONA    | KM A84-5<br>STARLIT EVE      |
| <b>ROOF TILE:</b> Eagle <b>PAINT:</b> Kelly Moore <b>STONE:</b> Environmental Stoneworks <b>BRICK:</b> Environmental Stoneworks |                              |                             |                              |



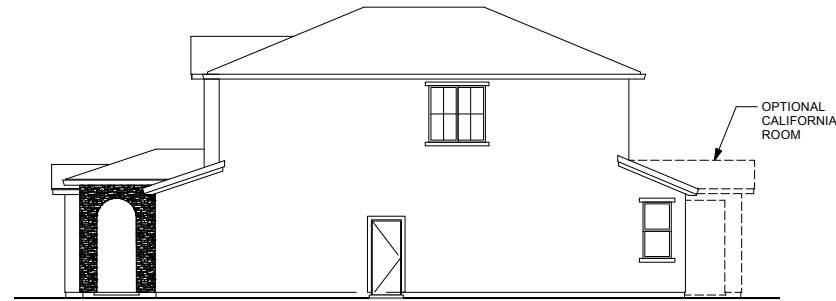
**SECOND FLOOR PLAN**



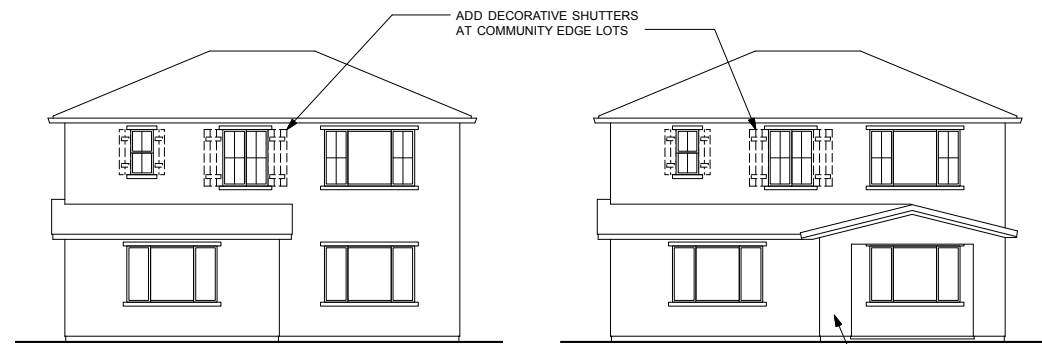
**FIRST FLOOR PLAN**



**BEDROOM #4 OPTION**

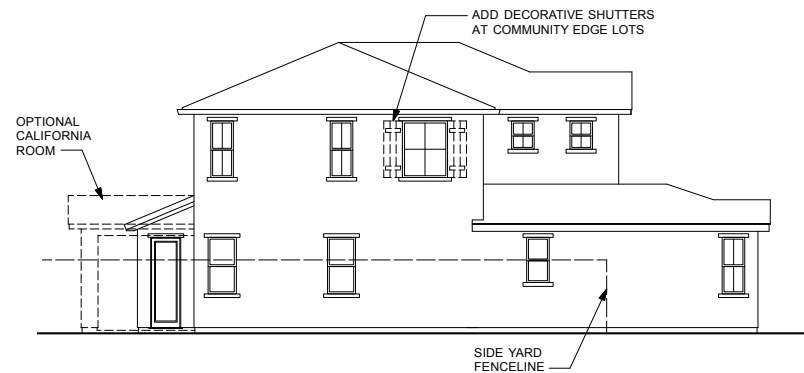


**RIGHT SIDE "A"**

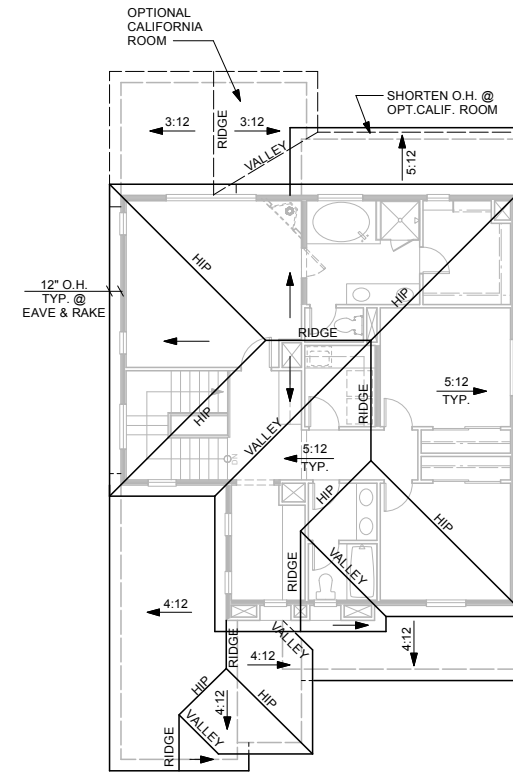


**REAR "A"**

**REAR "A"  
(OPT. CALIFORNIA ROOM)**



**LEFT SIDE "A"**



**ROOF PLAN "A"**

**TUSCAN**

- STUCCO SIDING
- STUCCO OVER FOAM TRIM
- DECORATIVE FOAM OUTLOOKERS
- PLANK AND BATTEN SHUTTERS
- CULTURED STONE VENEER
- THEME SPECIFIC GARAGE DOOR
- PROFILE TILE GUTTER
- CONCRETE TILE ROOFING - LOW PROFILE "S"

▨ INDICATES RECESS

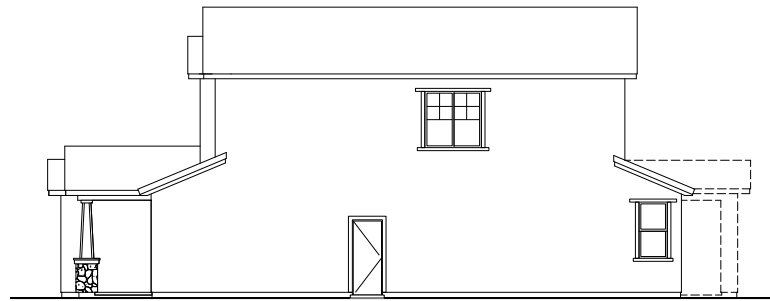
| COLOR SCHEMES   | SCHEME aa                       | SCHEME bb                              | SCHEME cc                              |
|---|---------------------------------|--|--|
| <b>ROOF</b><br>Concrete Low Profile                                   | 2645<br>SUNRISE BLEND           | 2773<br>WALNUT CREEK BLEND             | 2723<br>ADOBE BLEND                    |
| <b>TRIM COLOR #1</b><br>Corbels<br>Columns<br>Eaves<br>Fascia<br>Trim | KM 4647-2<br>PONY TAIL          | KM 4599-2<br>FOSSIL                    | 216<br>MALIBU BEIGE                    |
| <b>TRIM COLOR #2</b><br>Garage Door                                   | KM 4553-3<br>BRAUN              | KM 5761-5<br>COLUSA WETLANDS           | KM 5799-5<br>DOWNTOWN BENNY BROWN      |
| <b>BODY COLOR</b><br>Stucco   | KM 4629-3<br>TRADING POST       | KM 5733-3<br>SONORA HILLS              | KM 5712-3<br>COOKIE CRUMB              |
| <b>ACCENT COLOR</b><br>Entry Door<br>Shutters                         | KM 4810-3<br>APPALACHIAN FOREST | KM 4924-5<br>THUNDERSTRUCK             | KM 4952-5<br>POMPEII RUINS             |
| <b>ROOF TILE:</b> Eagle   | <b>PAINT:</b> Kelly Moore       | <b>STONE:</b> Environmental Stoneworks | <b>BRICK:</b> Environmental Stoneworks |



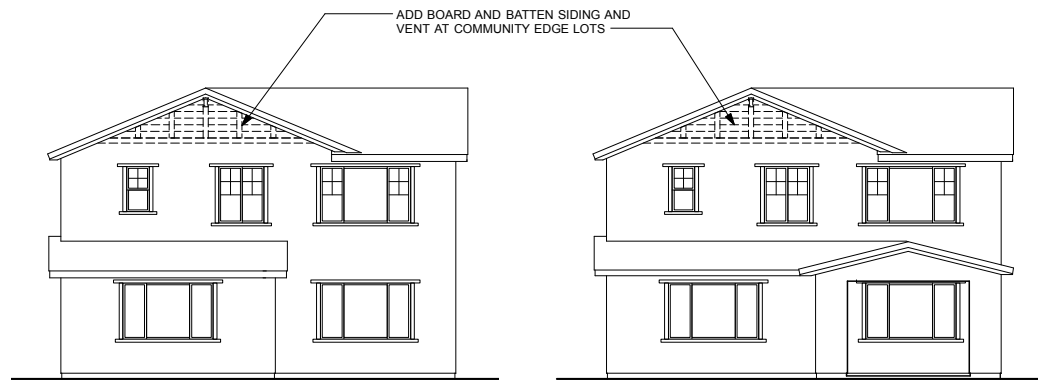
**FRONT ELEVATION "A"  
(COTTAGE)**

**PLAN 4  
AVIANO 5000  
Antioch, California**



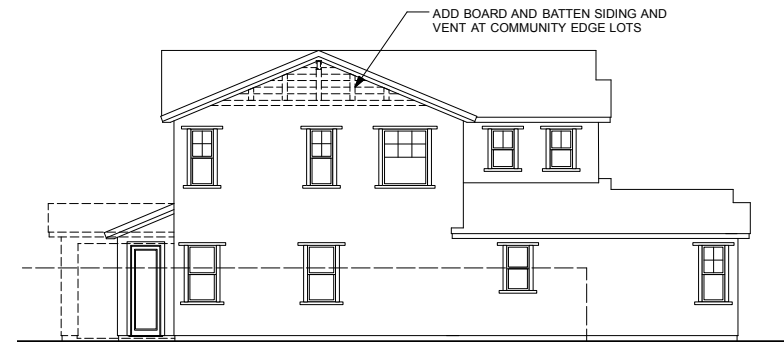


**RIGHT SIDE "B"**

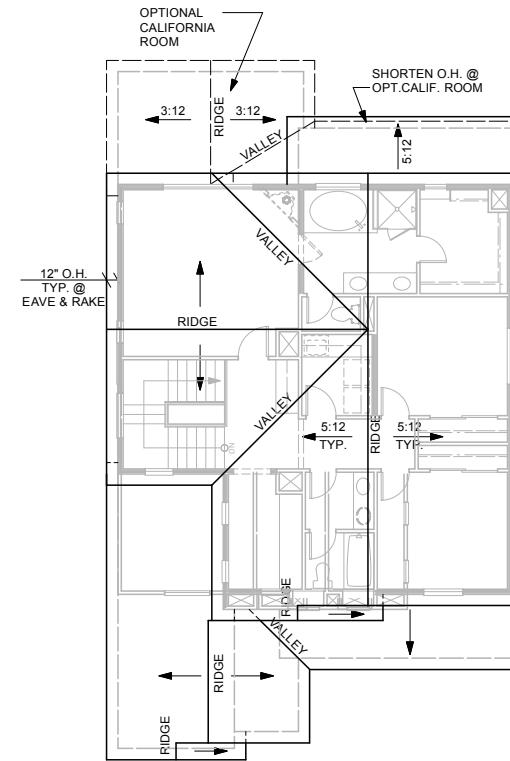


**REAR "B"**

**REAR "B"  
(OPTIONAL CALIFORNIA ROOM)**



**LEFT SIDE "B"**



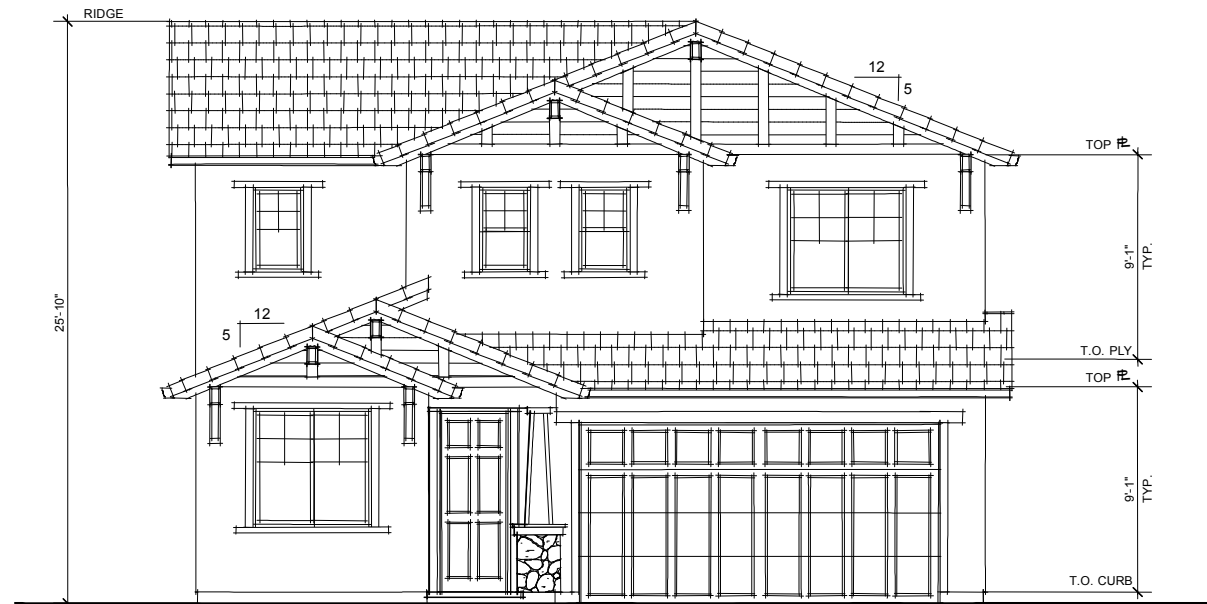
**ROOF PLAN "B"**

**CRAFTSMAN**

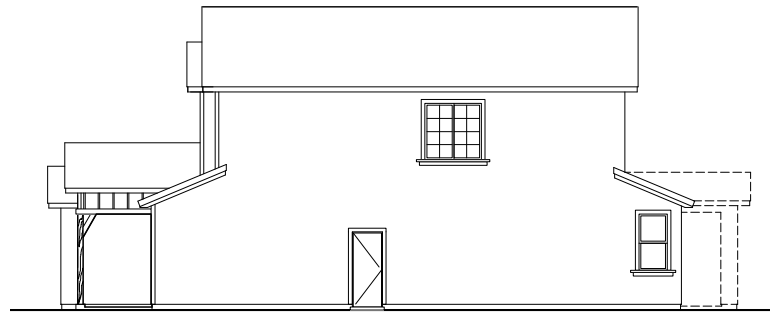
- STUCCO SIDING
- STUCCO OVER FOAM TRIM
- WOOD TRIM OVER LAP SIDING AT GABLE ENDS
- WOOD OUTLOOKERS W/ KICKERS
- CULTURED STONE VENEER
- THEME SPECIFIC GARAGE DOOR
- CONCRETE TILE ROOFING - "SHAKE" PROFILE

INDICATES RECESS

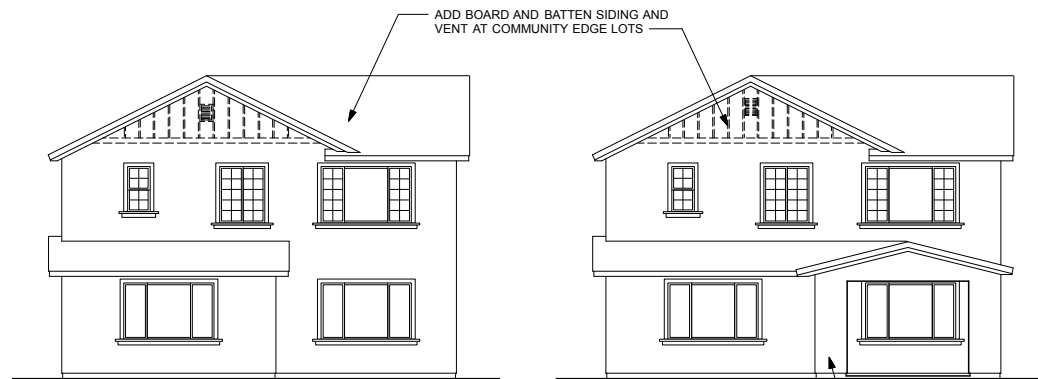
| COLOR SCHEMES   | SCHEME dd                            | SCHEME ee                   | SCHEME ff                    |
|---|--------------------------------------|-----------------------------|------------------------------|
| <b>ROOF</b><br>Concrete Shake   | 5690<br>PEWTER BRONZE BLEND          | 5502<br>ARCADIA             | 5687<br>GRAY BROWN RANGE     |
| <b>TRIM COLOR #1</b><br>Corbels<br>Eaves<br>Fascia<br>Garage Door<br>Outlookers<br>Posts  | KM A75-5<br>CELLAR DOOR              | KM 5748-5<br>NATURE'S GATE  | KM 4820-5<br>CANNON BALL     |
| <b>TRIM COLOR #2</b><br>Shingle Siding @ Gables<br>Trim   | KM 5759-2<br>TOWNHOUSE TAUPE         | KM 4602-3<br>PIE SAFE       | KM 4748-3<br>WESTERN RESERVE |
| <b>BODY COLOR</b><br>Corner Boards<br>Lap Siding<br>Stucco  | KM 5741-3<br>CRICKET'S CROSS         | HLS 4277-2<br>COTSWOLD DILL | KM W31-1<br>FRANKLY EARNEST  |
| <b>ACCENT COLOR</b><br>Entry Door<br>Shutters   | KM A59-5<br>SECOND NATURE            | KM A76-5<br>LOG CABIN       | KM A68-5<br>LEATHER SATCHEL  |
| <b>STONE</b>  | 50% EVERGREEN 50% GREY<br>FIELDSTONE | SEMILLION<br>FIELDSTONE     | ASPEN<br>FIELDSTONE          |
| <b>ROOF TILE:</b> Eagle <b>PAINT:</b> Kelly Moore <b>STONE:</b> Environmental Stoneworks <b>BRICK:</b> Environmental Stoneworks |                                      |                             |                              |



**FRONT ELEVATION "B"  
(CRAFTSMAN)**

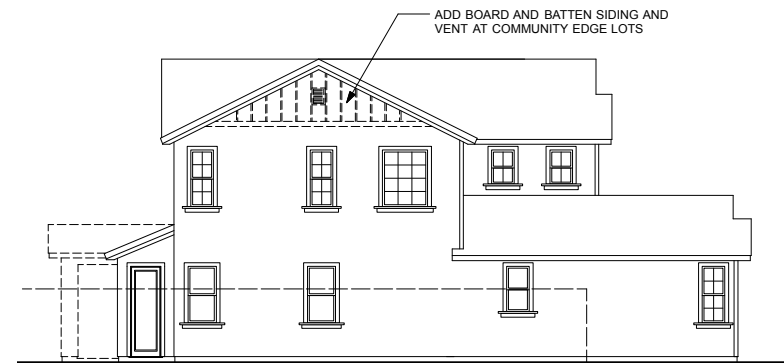


**RIGHT SIDE "C"**

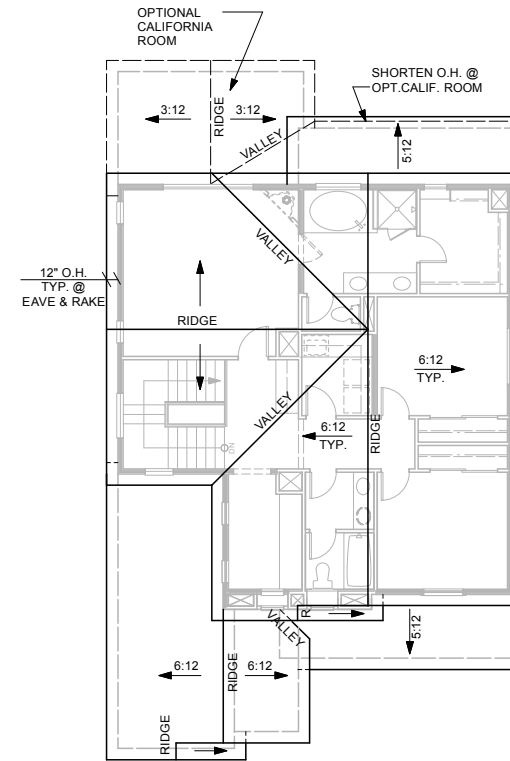


**REAR "C"**

**REAR "C"  
(OPT. CALIFORNIA ROOM)**



**LEFT SIDE "C"**



**ROOF PLAN "B"**

**FARMHOUSE**

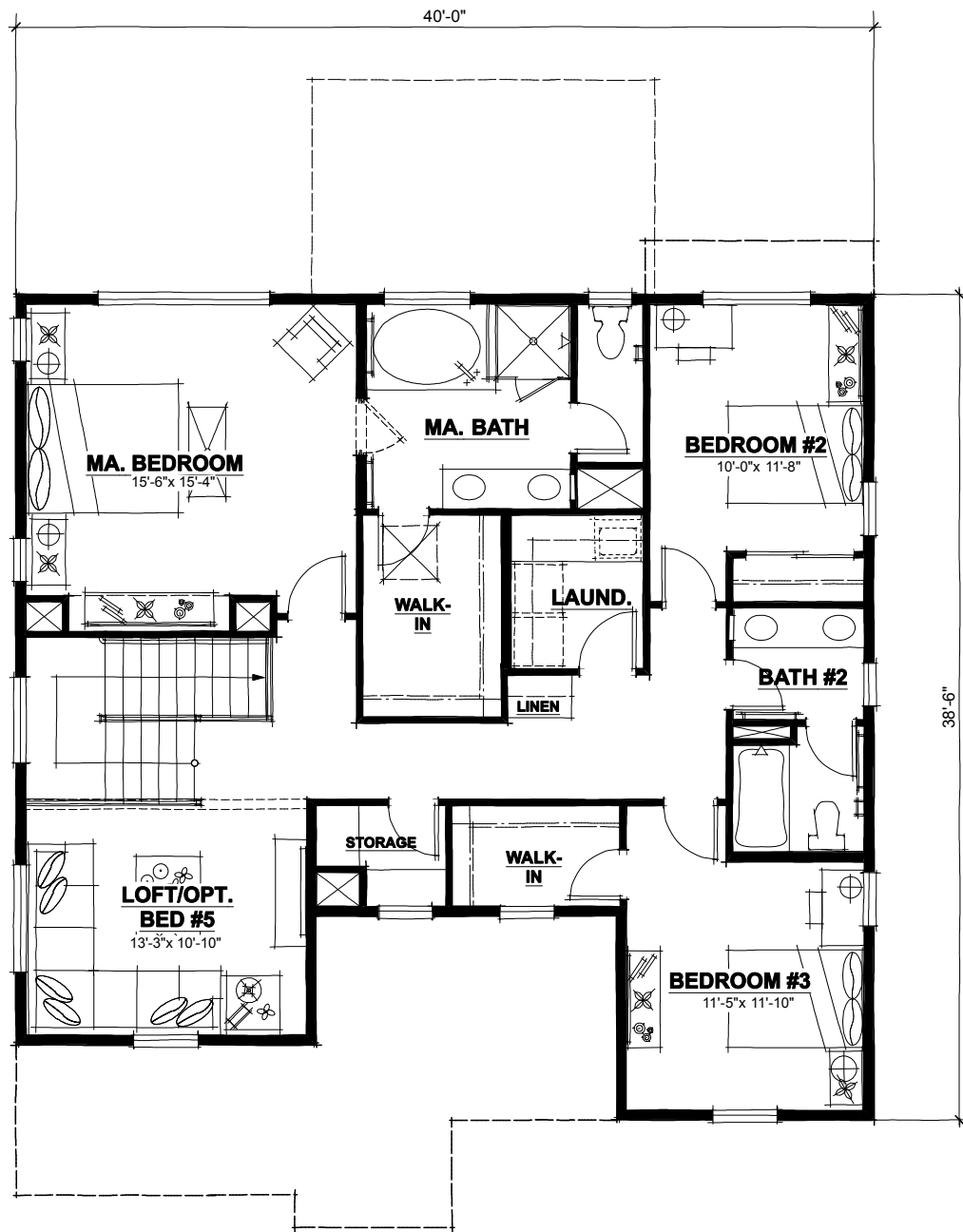
- STUCCO SIDING
- STUCCO OVER FOAM TRIM AT
- STUCCO SIDING
- BOARD AND BATTEN AT ACCENT AREAS
- WOOD TRIM AT BOARD AND BATT SIDING
- WOOD POSTS WITH KICKERS
- THEME SPECIFIC GARAGE DOOR
- CONCRETE TILE ROOFING - "SLATE" PROFILE

INDICATES RECESS

| COLOR SCHEMES   | SCHEME gg                    | SCHEME hh                   | SCHEME ii                    |
|---|------------------------------|-----------------------------|------------------------------|
| <b>ROOF</b><br>Concrete Slate   | 4634<br>KINGS CANYON BLEND   | 4687<br>GRAY BROWN RANGE    | SCB 8805<br>SEATTLE BLEND    |
| <b>TRIM COLOR</b><br>Eaves<br>Fascia<br>Garage Door<br>Louvered Vents<br>Posts<br>Trim  | KM 4731-1<br>GRASS SKIRT     | KM W31-1<br>FRANKLY EARNEST | HLS 4286-1<br>ALHAMBRA CREAM |
| <b>BODY COLOR #1</b><br>Board & Batten<br>Corner Boards<br>Lap Siding   | KM 4526-5<br>COFFEE BAR      | KM 5747-3<br>SUGAR PINE     | KM 4587-3<br>SMOKY TOPAZ     |
| <b>BODY COLOR #2</b><br>Stucco  | KM 5764-3<br>MENDOCINO HILLS | KM 4580-2<br>FOGGY NIGHT    | KM 5828-2<br>BIG BAND        |
| <b>ACCENT COLOR</b><br>Entry Door<br>Shutters   | KM A62-5<br>PARKVIEW         | KM A69-5<br>ROASTED KONA    | KM A84-5<br>STARLIT EVE      |
| <b>ROOF TILE:</b> Eagle <b>PAINT:</b> Kelly Moore <b>STONE:</b> Environmental Stoneworks <b>BRICK:</b> Environmental Stoneworks |                              |                             |                              |

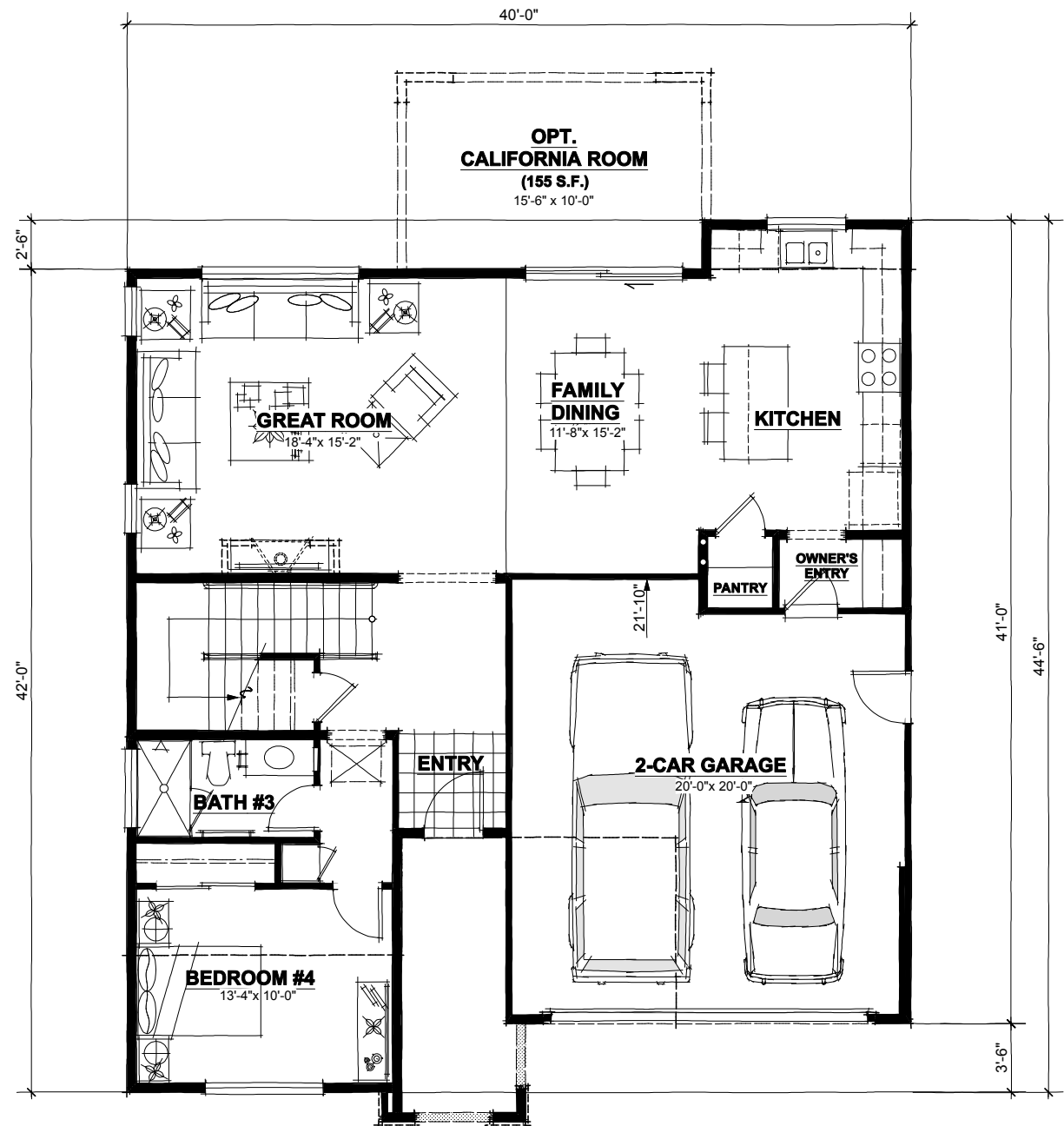


**FRONT ELEVATION "C"  
(FARMHOUSE)**



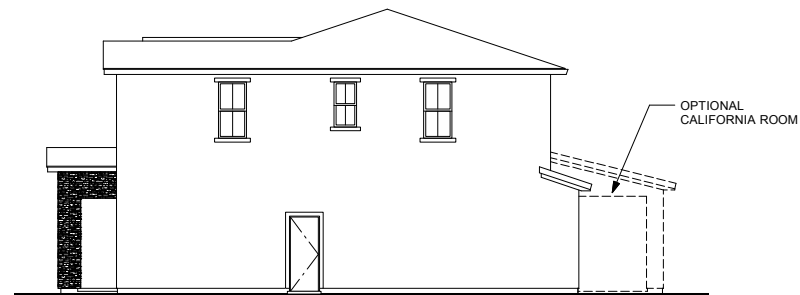
**SECOND FLOOR PLAN**

**1/4"**



**FIRST FLOOR PLAN**

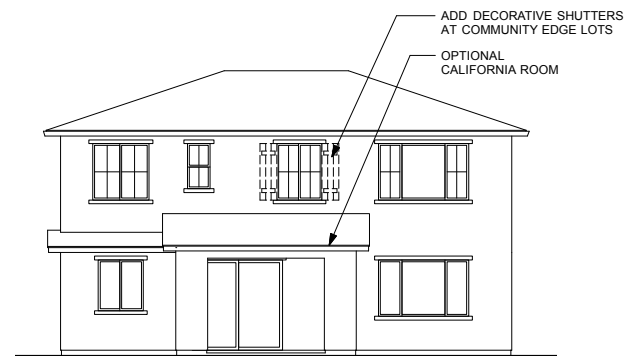
**1/4"**



**RIGHT SIDE "A"**



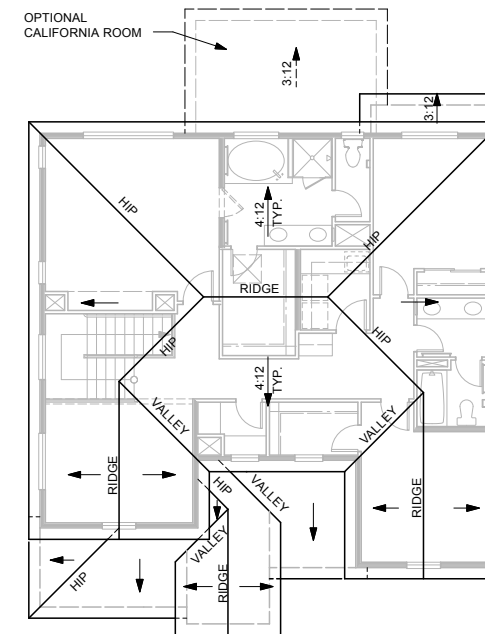
**REAR "A"**



**REAR "A"  
(OPT. CALIFORNIA ROOM)**



**LEFT SIDE "A"**



**ROOF PLAN "A"**

**TUSCAN**

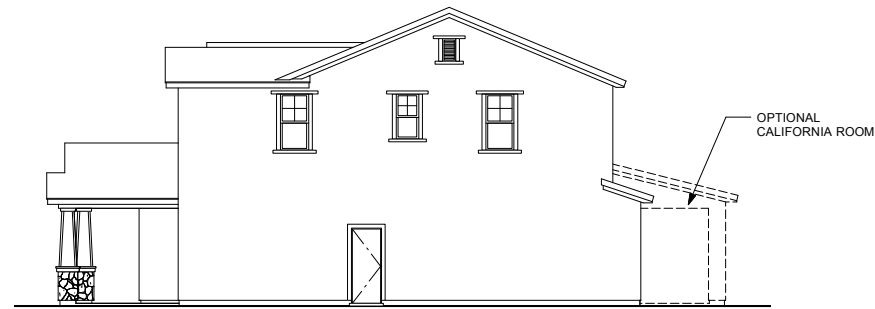
- STUCCO SIDING
- STUCCO OVER FOAM TRIM
- DECORATIVE FOAM OUTLOOKERS
- PLANK AND BATTEN SHUTTERS
- CULTURED STONE VENEER
- THEME SPECIFIC GARAGE DOOR
- PROFILE TILE GUTTER
- CONCRETE TILE ROOFING - LOW PROFILE "S"

INDICATES RECESS

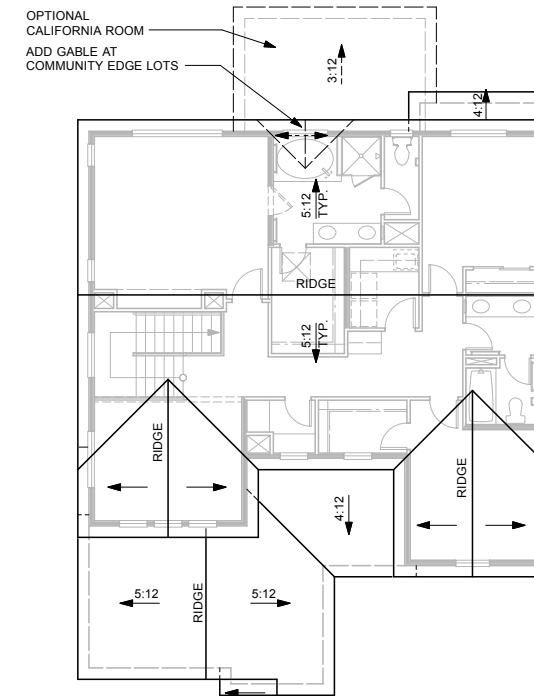
| COLOR SCHEMES   | SCHEME aa                       | SCHEME bb                    | SCHEME cc                         |
|---|---------------------------------|------------------------------|-----------------------------------|
| <b>ROOF</b><br>Concrete Low Profile   | 2645<br>SUNRISE BLEND           | 2773<br>WALNUT CREEK BLEND   | 2723<br>ADOBE BLEND               |
| <b>TRIM COLOR #1</b><br>Corbels<br>Columns<br>Eaves<br>Fascia<br>Trim   | KM 4647-2<br>PONY TAIL          | KM 4599-2<br>FOSSIL          | 216<br>MALIBU BEIGE               |
| <b>TRIM COLOR #2</b><br>Garage Door   | KM 4553-3<br>BRAUN              | KM 5761-5<br>COLUSA WETLANDS | KM 5799-5<br>DOWNTOWN BENNY BROWN |
| <b>BODY COLOR</b><br>Stucco   | KM 4629-3<br>TRADING POST       | KM 5733-3<br>SONORA HILLS    | KM 5712-3<br>COOKIE CRUMB         |
| <b>ACCENT COLOR</b><br>Entry Door<br>Shutters   | KM 4810-3<br>APPALACHIAN FOREST | KM 4924-5<br>THUNDERSTRUCK   | KM 4952-5<br>POMPEII RUINS        |
| <b>ROOF TILE:</b> Eagle <b>PAINT:</b> Kelly Moore <b>STONE:</b> Environmental Stoneworks <b>BRICK:</b> Environmental Stoneworks |                                 |                              |                                   |



**FRONT ELEVATION "A"  
(TUSCAN)**



**RIGHT SIDE "B"**



**ROOF PLAN "B"**

**CRAFTSMAN**

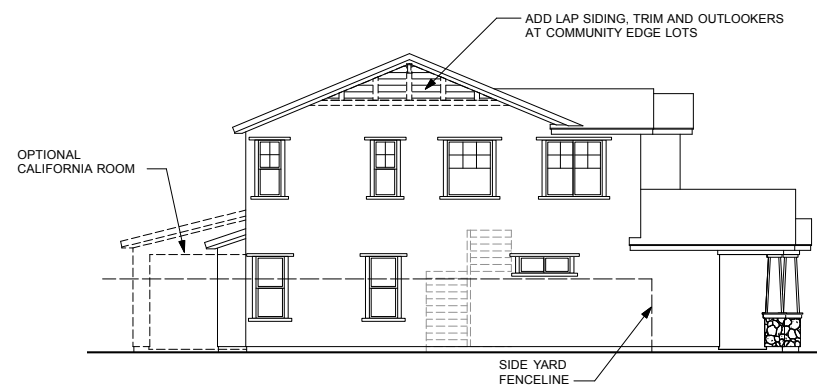
- STUCCO SIDING
- STUCCO OVER FOAM TRIM
- WOOD TRIM OVER LAP SIDING AT GABLE ENDS
- WOOD OUTLOOKERS W/ KICKERS
- CULTURED STONE VENEER
- THEME SPECIFIC GARAGE DOOR
- CONCRETE TILE ROOFING - "SHAKE" PROFILE

INDICATES RECESS

| COLOR SCHEMES  | SCHEME dd                            | SCHEME ee                   | SCHEME ff                    |
|--|--------------------------------------|-----------------------------|------------------------------|
| <b>ROOF</b><br>Concrete Shake  | 5690<br>PEWTER BRONZE BLEND          | 5502<br>ARCADIA             | 5687<br>GRAY BROWN RANGE     |
| <b>TRIM COLOR #1</b><br>Corbels<br>Eaves<br>Fascia<br>Garage Door<br>Outlookers<br>Posts | KM A75-5<br>CELLAR DOOR              | KM 5748-5<br>NATURE'S GATE  | KM 4820-5<br>CANNON BALL     |
| <b>TRIM COLOR #2</b><br>Shingle Siding @ Gables<br>Trim                                  | KM 5759-2<br>TOWNHOUSE TAUPE         | KM 4602-3<br>PIE SAFE       | KM 4748-3<br>WESTERN RESERVE |
| <b>BODY COLOR</b><br>Corner Boards<br>Lap Siding<br>Stucco                               | KM 5741-3<br>CRICKET'S CROSS         | HLS 4277-2<br>COTSWOLD DILL | KM W31-1<br>FRANKLY EARNEST  |
| <b>ACCENT COLOR</b><br>Entry Door<br>Shutters  | KM A59-5<br>SECOND NATURE            | KM A76-5<br>LOG CABIN       | KM A68-5<br>LEATHER SATCHEL  |
| <b>STONE</b>   | 50% EVERGREEN 50% GREY<br>FIELDSTONE | SEMILLION<br>FIELDSTONE     | ASPEN<br>FIELDSTONE          |

**ROOF TILE:** Eagle    **PAINT:** Kelly Moore    **STONE:** Environmental Stoneworks    **BRICK:** Environmental Stoneworks

**REAR "B"**




**LEFT SIDE "B"**

**REAR "B"  
(OPT. CALIFORNIA ROOM)**



**FRONT ELEVATION "B"  
(CRAFTSMAN)**

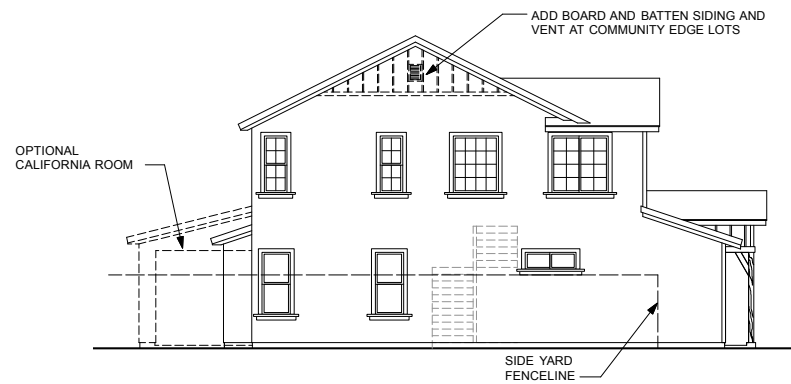


**RIGHT SIDE "C"**

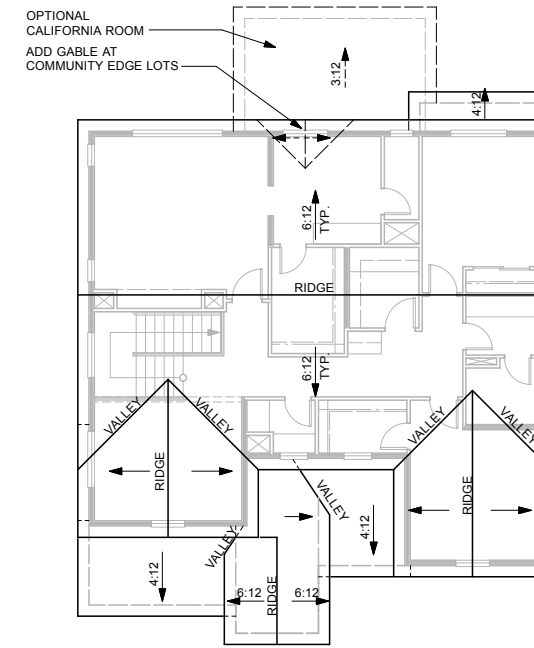


**REAR "C"**

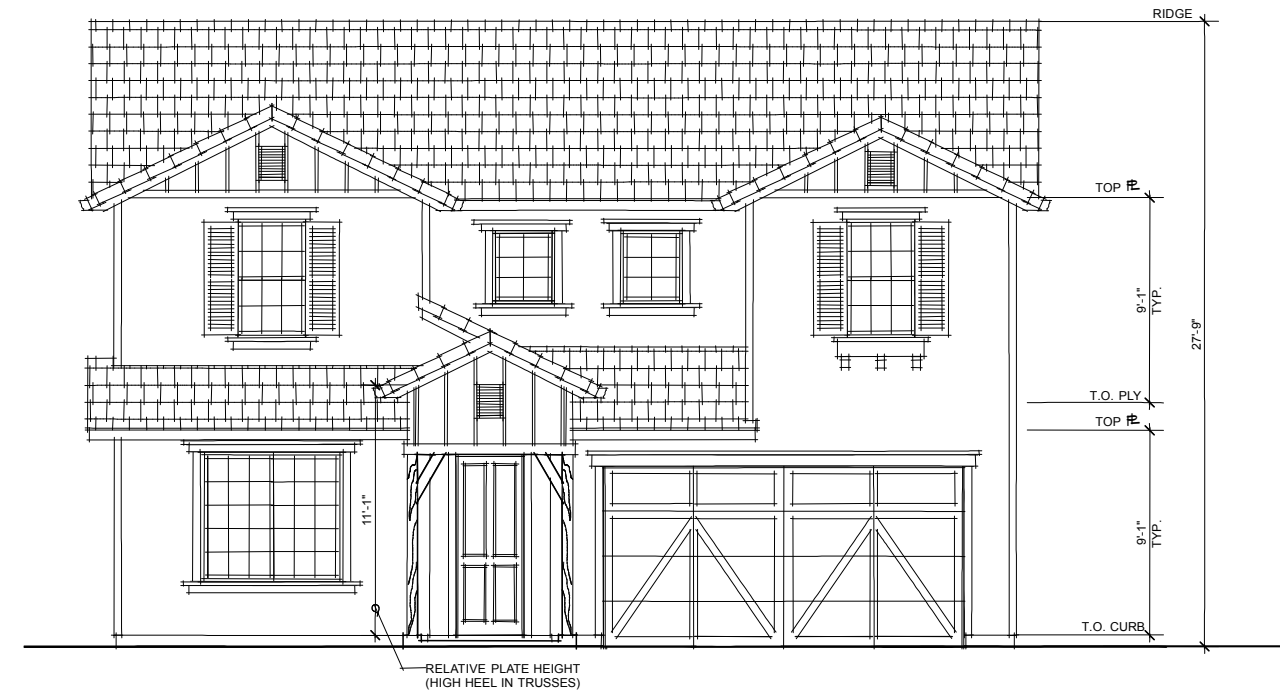
**REAR "C"  
(OPT. CALIFORNIA ROOM)**



**LEFT SIDE "C"**



**ROOF PLAN "C"**



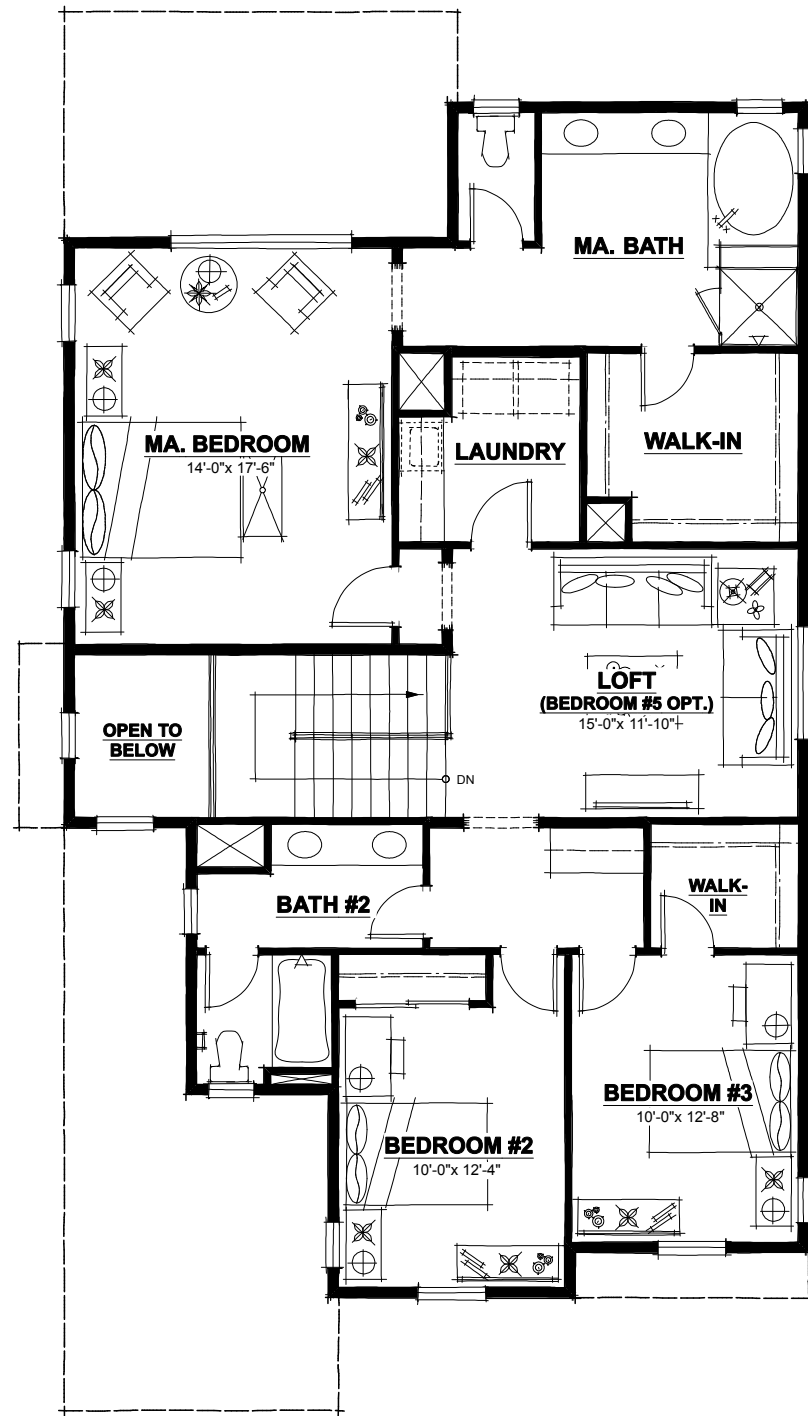
**FRONT ELEVATION "C"  
(FARMHOUSE)**

**FARMHOUSE**

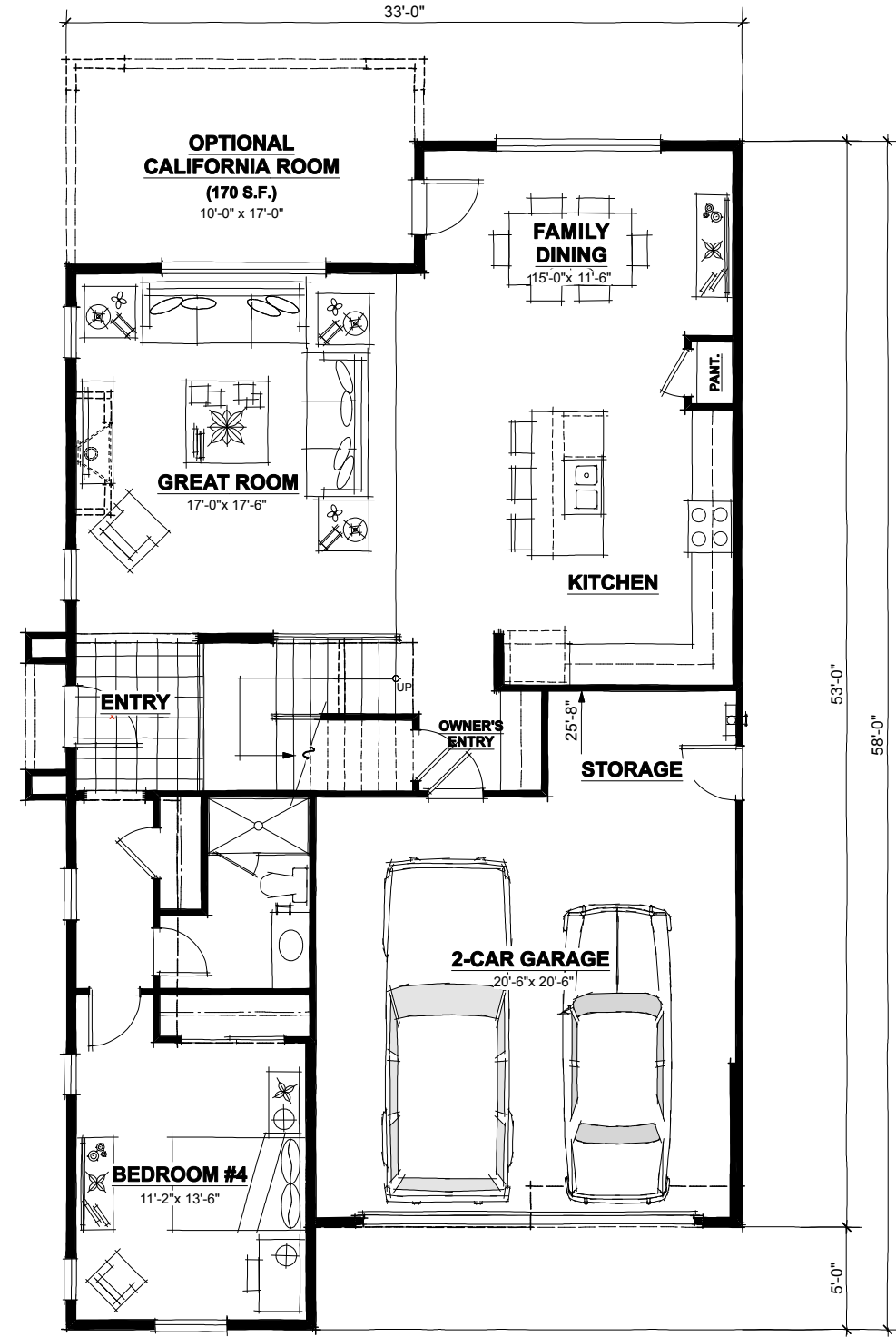
- STUCCO SIDING
- STUCCO OVER FOAM TRIM AT
- STUCCO SIDING
- BOARD AND BATTEN AT ACCENT AREAS
- WOOD TRIM AT BOARD AND BATT SIDING
- WOOD POSTS WITH KICKERS
- THEME SPECIFIC GARAGE DOOR
- CONCRETE TILE ROOFING - "SLATE" PROFILE

 INDICATES RECESS

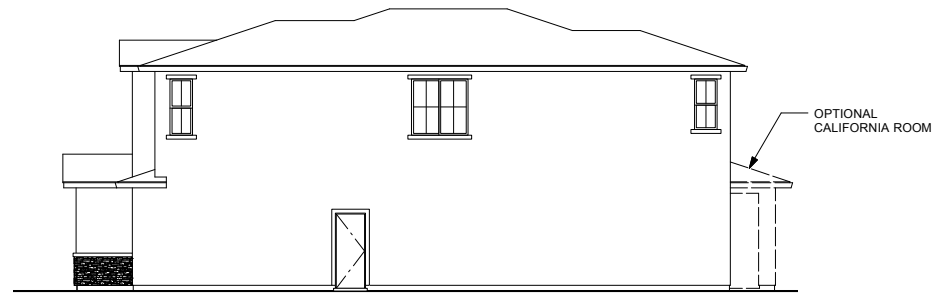
| COLOR SCHEMES   | SCHEME gg                    | SCHEME hh                   | SCHEME ii                    |
|---|------------------------------|-----------------------------|------------------------------|
| <b>ROOF</b><br>Concrete Slate   | 4634<br>KINGS CANYON BLEND   | 4687<br>GRAY BROWN RANGE    | SCB 8805<br>SEATTLE BLEND    |
| <b>TRIM COLOR</b><br>Eaves<br>Fascia<br>Garage Door<br>Louvered Vents<br>Posts<br>Trim  | KM 4731-1<br>GRASS SKIRT     | KM W31-1<br>FRANKLY EARNEST | HLS 4286-1<br>ALHAMBRA CREAM |
| <b>BODY COLOR #1</b><br>Board & Batten<br>Corner Boards<br>Lap Siding   | KM 4526-5<br>COFFEE BAR      | KM 5747-3<br>SUGAR PINE     | KM 4587-3<br>SMOKY TOPAZ     |
| <b>BODY COLOR #2</b><br>Stucco  | KM 5764-3<br>MENDOCINO HILLS | KM 4580-2<br>FOGGY NIGHT    | KM 5828-2<br>BIG BAND        |
| <b>ACCENT COLOR</b><br>Entry Door<br>Shutters   | KM A62-5<br>PARKVIEW         | KM A69-5<br>ROASTED KONA    | KM A84-5<br>STARLIT EVE      |
| <b>ROOF TILE:</b> Eagle <b>PAINT:</b> Kelly Moore <b>STONE:</b> Environmental Stoneworks <b>BRICK:</b> Environmental Stoneworks |                              |                             |                              |



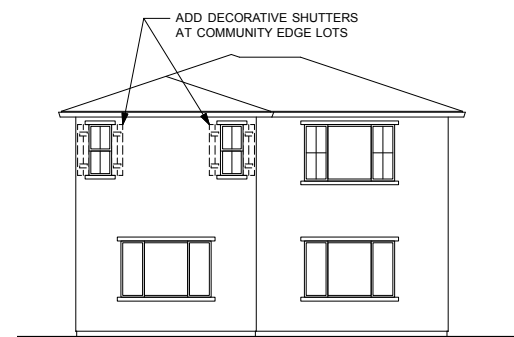
**SECOND FLOOR PLAN**



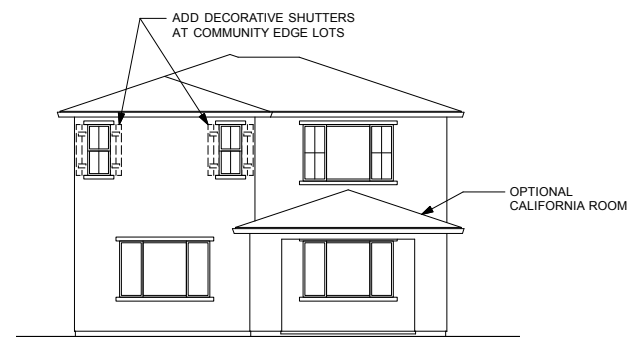
**FIRST FLOOR PLAN**



**RIGHT SIDE "A"**



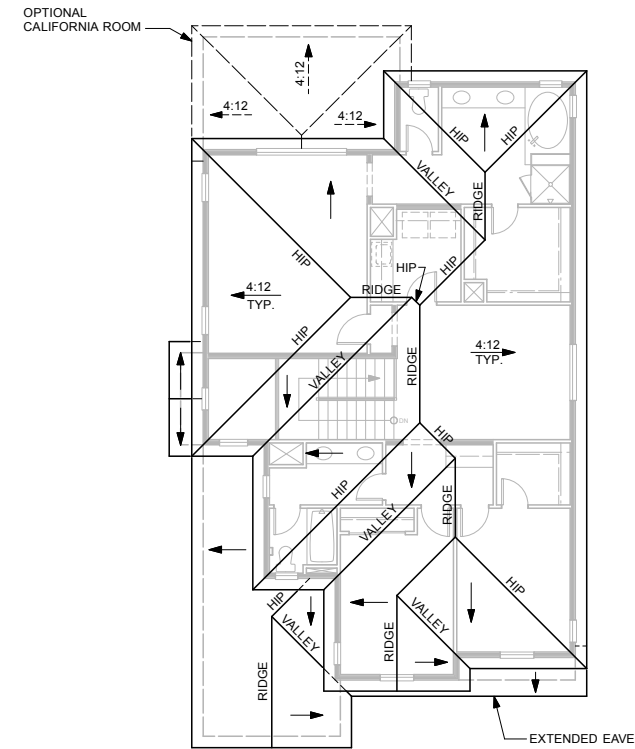
**REAR "A"**



**REAR "A"  
(OPT. CALIFORNIA ROOM)**



**LEFT SIDE "A"**



**ROOF PLAN "A"**

**TUSCAN**

- STUCCO SIDING
- STUCCO OVER FOAM TRIM
- DECORATIVE FOAM OUTLOOKERS
- PLANK AND BATTEN SHUTTERS
- CULTURED STONE VENEER
- THEME SPECIFIC GARAGE DOOR
- PROFILE TILE GUTTER
- CONCRETE TILE ROOFING - LOW PROFILE "S"

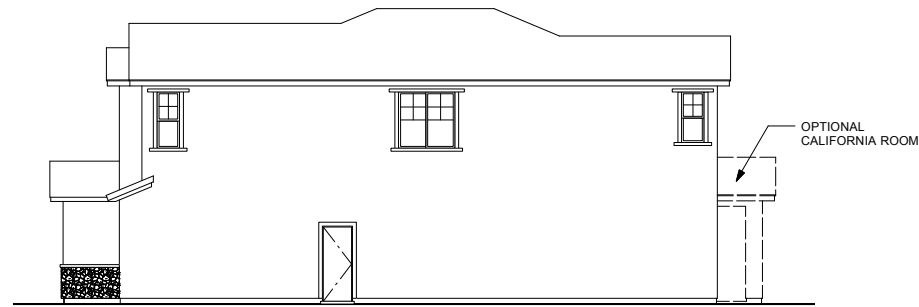
INDICATES RECESS

| COLOR SCHEMES   | SCHEME aa                       | SCHEME bb                              | SCHEME cc                              |
|---|---------------------------------|--|--|
| <b>ROOF</b><br>Concrete Low Profile                                   | 2645<br>SUNRISE BLEND           | 2773<br>WALNUT CREEK BLEND             | 2723<br>ADOBE BLEND                    |
| <b>TRIM COLOR #1</b><br>Corbels<br>Columns<br>Eaves<br>Fascia<br>Trim | KM 4647-2<br>PONY TAIL          | KM 4599-2<br>FOSSIL                    | 216<br>MALIBU BEIGE                    |
| <b>TRIM COLOR #2</b><br>Garage Door                                   | KM 4553-3<br>BRAUN              | KM 5761-5<br>COLUSA WETLANDS           | KM 5799-5<br>DOWNTOWN BENNY BROWN      |
| <b>BODY COLOR</b><br>Stucco   | KM 4629-3<br>TRADING POST       | KM 5733-3<br>SONORA HILLS              | KM 5712-3<br>COOKIE CRUMB              |
| <b>ACCENT COLOR</b><br>Entry Door<br>Shutters                         | KM 4810-3<br>APPALACHIAN FOREST | KM 4924-5<br>THUNDERSTRUCK             | KM 4952-5<br>POMPEII RUINS             |
| <b>ROOF TILE:</b> Eagle   | <b>PAINT:</b> Kelly Moore       | <b>STONE:</b> Environmental Stoneworks | <b>BRICK:</b> Environmental Stoneworks |



**FRONT ELEVATION "A"  
(TUSCAN)**

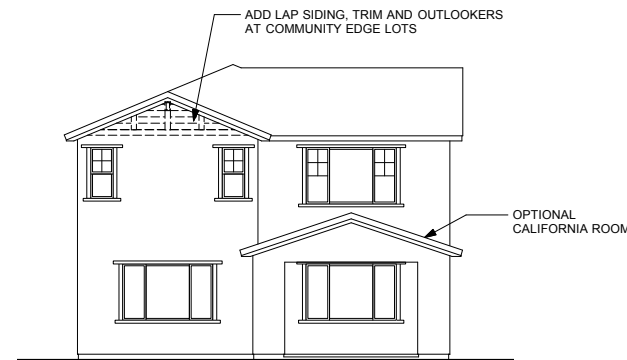




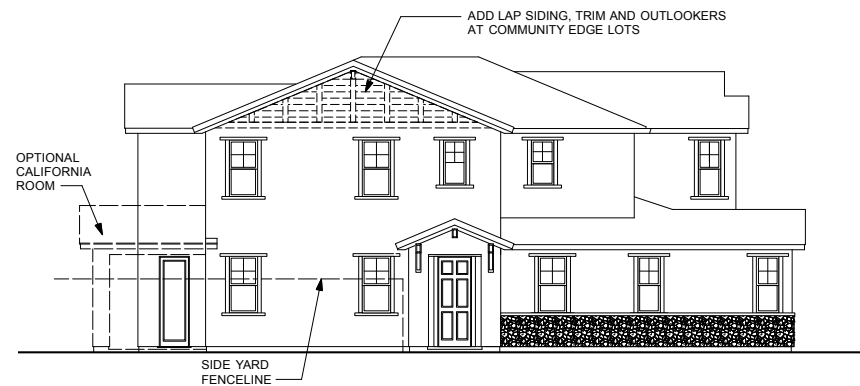
**RIGHT SIDE "B"**



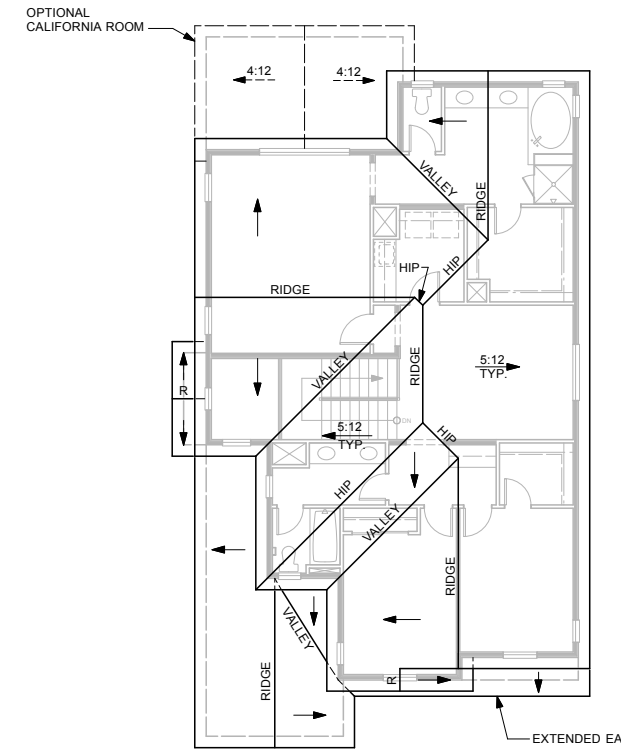
**REAR "B"**



**REAR "B"  
(OPT. CALIFORNIA ROOM)**



**LEFT SIDE "B"**



**ROOF PLAN "B"**



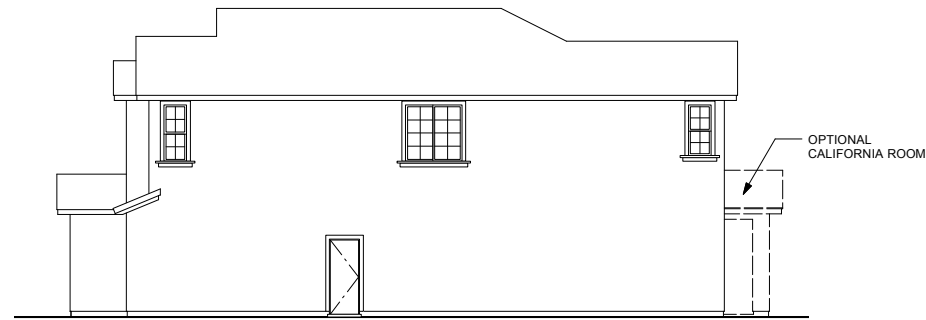
**FRONT ELEVATION "B"  
(CRAFTSMAN)**

**CRAFTSMAN**

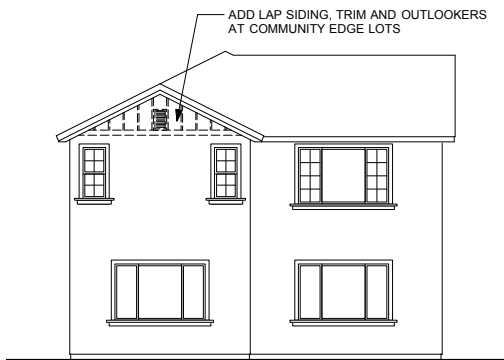
- STUCCO SIDING
- STUCCO OVER FOAM TRIM
- WOOD TRIM OVER LAP SIDING AT GABLE ENDS
- WOOD OUTLOOKERS W/ KICKERS
- CULTURED STONE VENEER
- THEME SPECIFIC GARAGE DOOR
- CONCRETE TILE ROOFING - "SHAKE" PROFILE

INDICATES RECESS

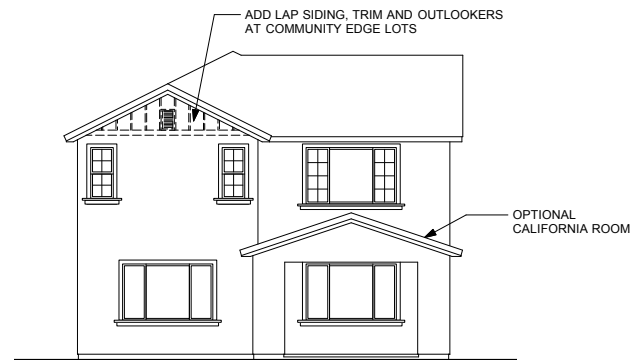
| COLOR SCHEMES   | SCHEME dd                            | SCHEME ee                   | SCHEME ff                    |
|---|--------------------------------------|-----------------------------|------------------------------|
| <b>ROOF</b><br>Concrete Shake   | 5690<br>PEWTER BRONZE BLEND          | 5502<br>ARCADIA             | 5687<br>GRAY BROWN RANGE     |
| <b>TRIM COLOR #1</b><br>Corbels<br>Eaves<br>Fascia<br>Garage Door<br>Outlookers<br>Posts  | KM A75-5<br>CELLAR DOOR              | KM 5748-5<br>NATURE'S GATE  | KM 4820-5<br>CANNON BALL     |
| <b>TRIM COLOR #2</b><br>Shingle Siding @ Gables<br>Trim   | KM 5759-2<br>TOWNHOUSE TAUPE         | KM 4602-3<br>PIE SAFE       | KM 4748-3<br>WESTERN RESERVE |
| <b>BODY COLOR</b><br>Corner Boards<br>Lap Siding<br>Stucco  | KM 5741-3<br>CRICKET'S CROSS         | HLS 4277-2<br>COTSWOLD DILL | KM W31-1<br>FRANKLY EARNEST  |
| <b>ACCENT COLOR</b><br>Entry Door<br>Shutters   | KM A59-5<br>SECOND NATURE            | KM A76-5<br>LOG CABIN       | KM A68-5<br>LEATHER SATCHEL  |
| <b>STONE</b>  | 50% EVERGREEN 50% GREY<br>FIELDSTONE | SEMILLION<br>FIELDSTONE     | ASPEN<br>FIELDSTONE          |
| <b>ROOF TILE:</b> Eagle <b>PAINT:</b> Kelly Moore <b>STONE:</b> Environmental Stoneworks <b>BRICK:</b> Environmental Stoneworks |                                      |                             |                              |



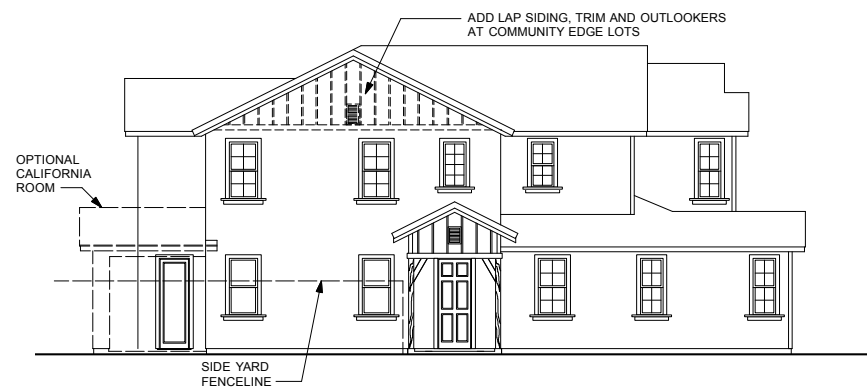
**RIGHT SIDE "C"**



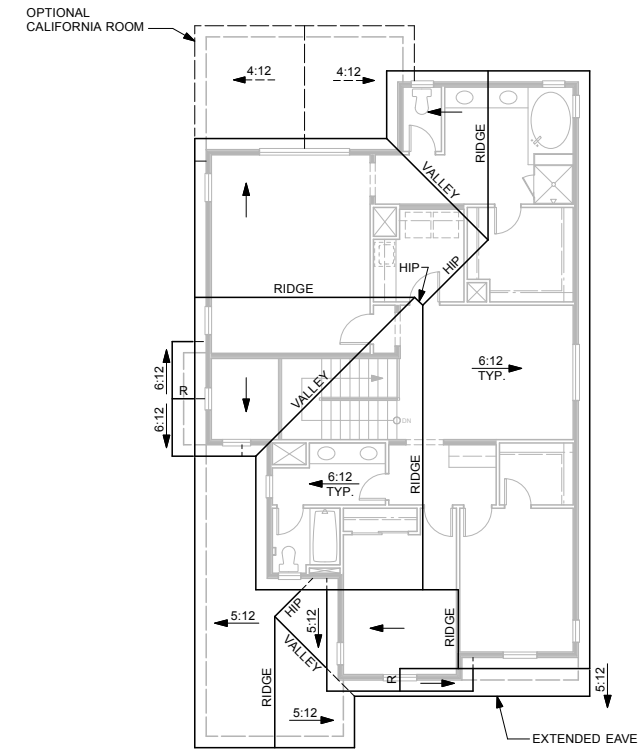
**REAR "C"**



**REAR "C"  
(OPT. CALIFORNIA ROOM)**



**LEFT SIDE "C"**



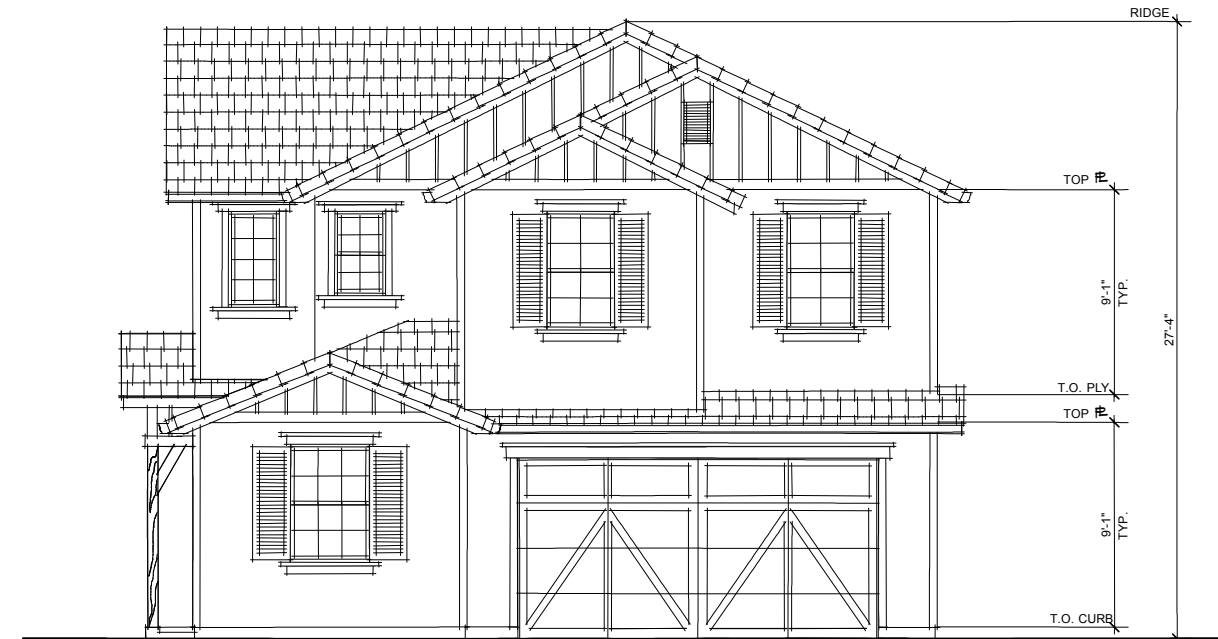
**ROOF PLAN "C"**

**FARMHOUSE**

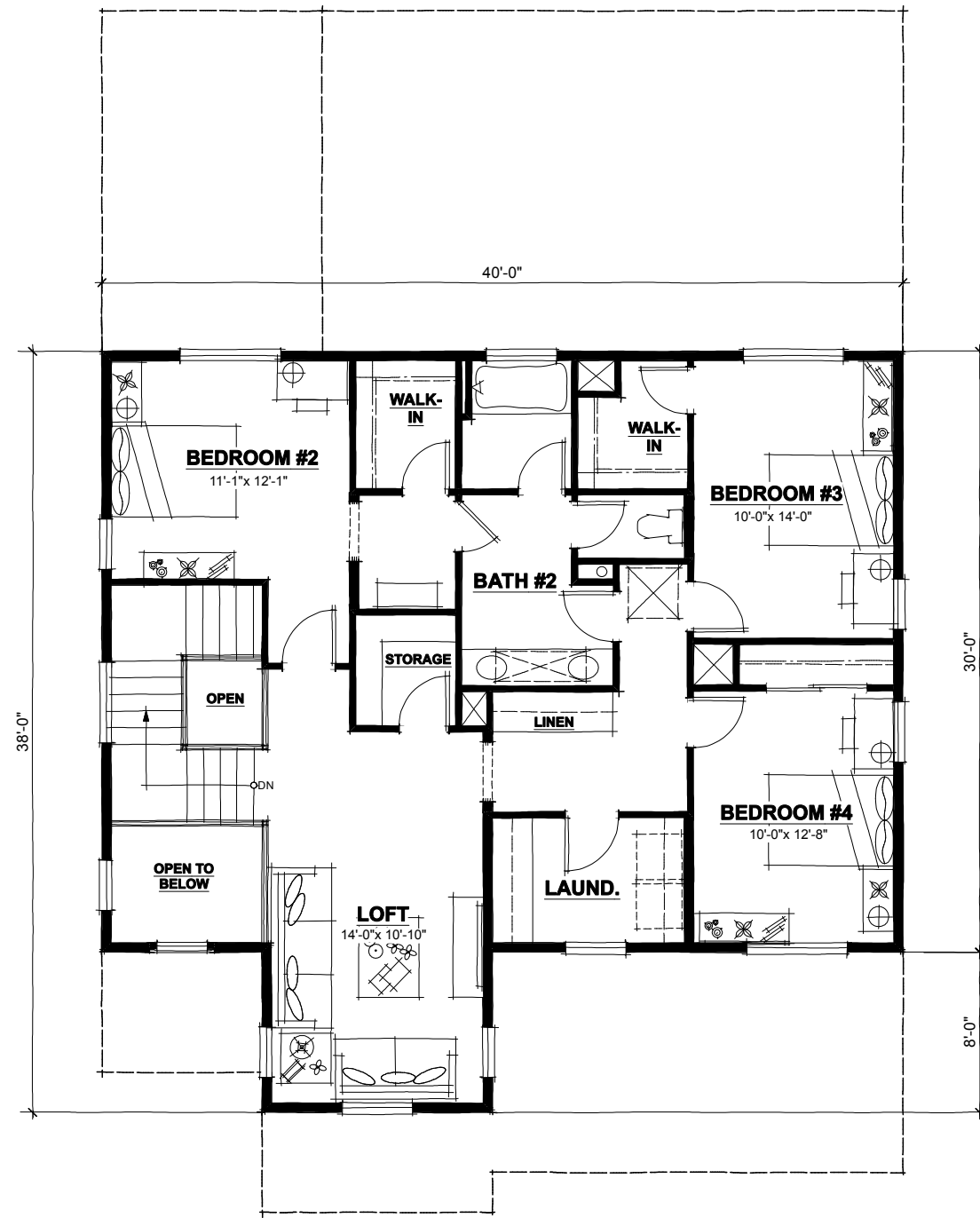
- STUCCO SIDING
- STUCCO OVER FOAM TRIM AT
- STUCCO SIDING
- BOARD AND BATTEN AT ACCENT AREAS
- WOOD TRIM AT BOARD AND BATT SIDING
- WOOD POSTS WITH KICKERS
- THEME SPECIFIC GARAGE DOOR
- CONCRETE TILE ROOFING - "SLATE" PROFILE

INDICATES RECESS

| COLOR SCHEMES   | SCHEME gg                    | SCHEME hh                   | SCHEME ii                    |
|---|------------------------------|-----------------------------|------------------------------|
| <b>ROOF</b><br>Concrete Slate   | 4634<br>KINGS CANYON BLEND   | 4687<br>GRAY BROWN RANGE    | SCB 8805<br>SEATTLE BLEND    |
| <b>TRIM COLOR</b><br>Eaves<br>Fascia<br>Garage Door<br>Louvered Vents<br>Posts<br>Trim  | KM 4731-1<br>GRASS SKIRT     | KM W31-1<br>FRANKLY EARNEST | HLS 4286-1<br>ALHAMBRA CREAM |
| <b>BODY COLOR #1</b><br>Board & Batten<br>Corner Boards<br>Lap Siding   | KM 4526-5<br>COFFEE BAR      | KM 5747-3<br>SUGAR PINE     | KM 4587-3<br>SMOKY TOPAZ     |
| <b>BODY COLOR #2</b><br>Stucco  | KM 5764-3<br>MENDOCINO HILLS | KM 4580-2<br>FOGGY NIGHT    | KM 5828-2<br>BIG BAND        |
| <b>ACCENT COLOR</b><br>Entry Door<br>Shutters   | KM A62-5<br>PARKVIEW         | KM A69-5<br>ROASTED KONA    | KM A84-5<br>STARLIT EVE      |
| <b>ROOF TILE:</b> Eagle <b>PAINT:</b> Kelly Moore <b>STONE:</b> Environmental Stoneworks <b>BRICK:</b> Environmental Stoneworks |                              |                             |                              |

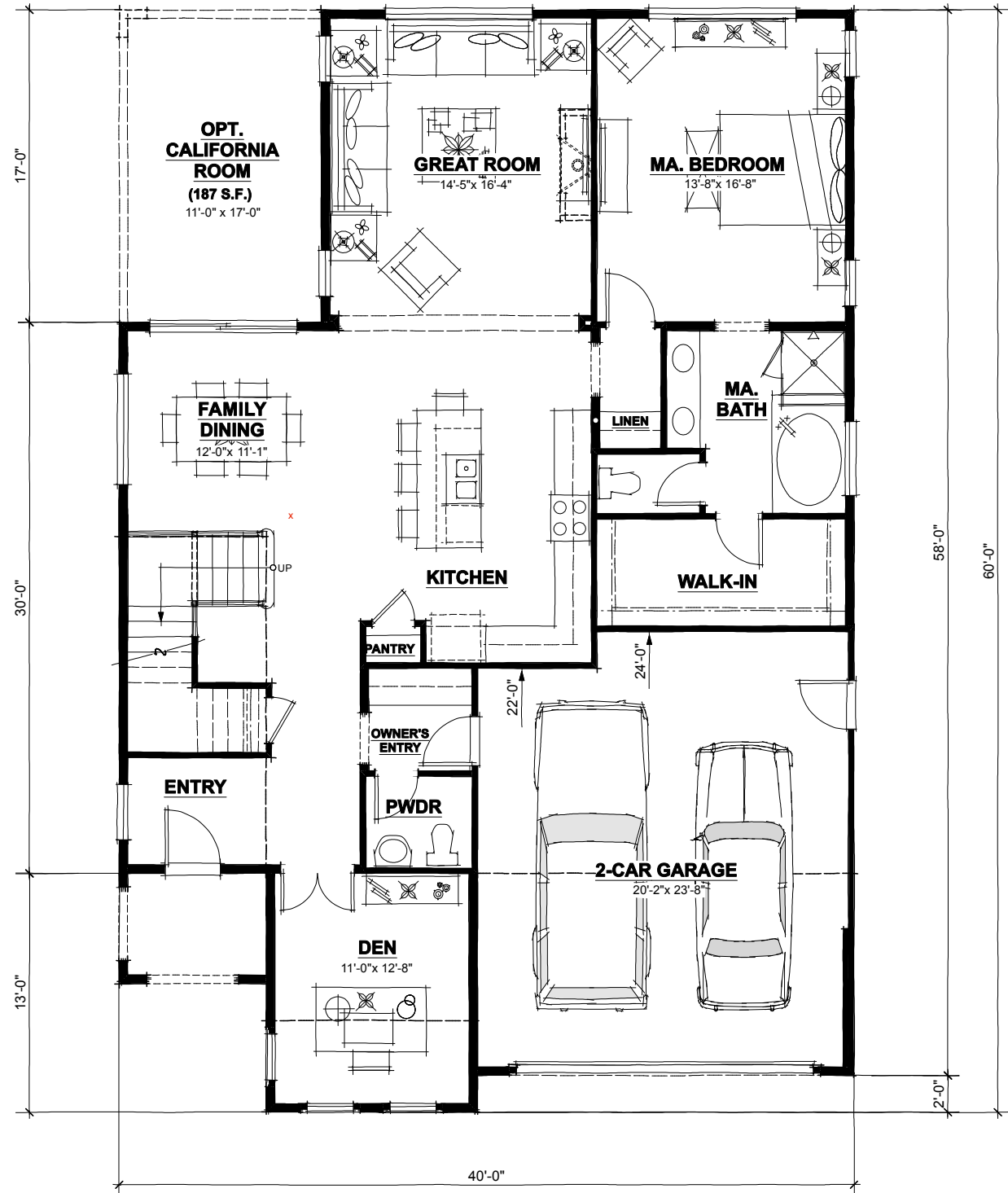


**FRONT ELEVATION "C"  
(FARMHOUSE)**



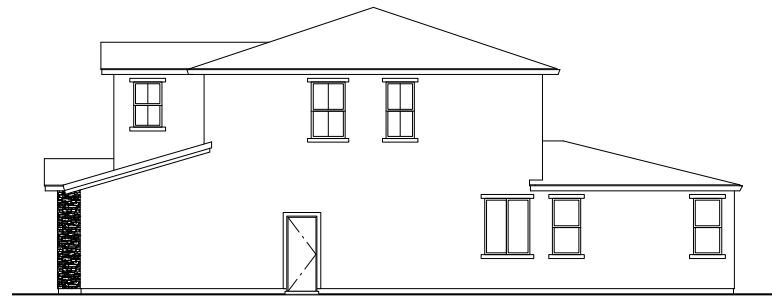
**SECOND FLOOR PLAN**

**1/4"**

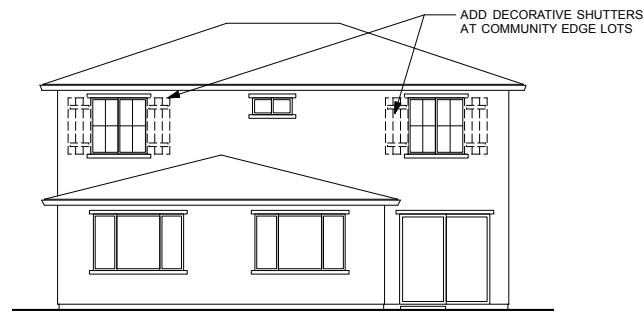


**FIRST FLOOR PLAN**

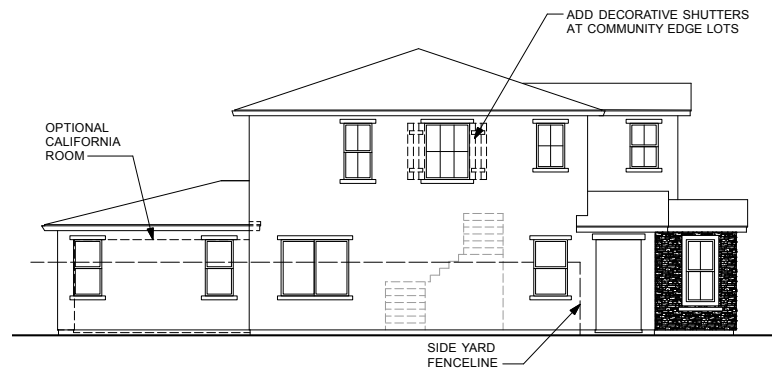
**1/4"**



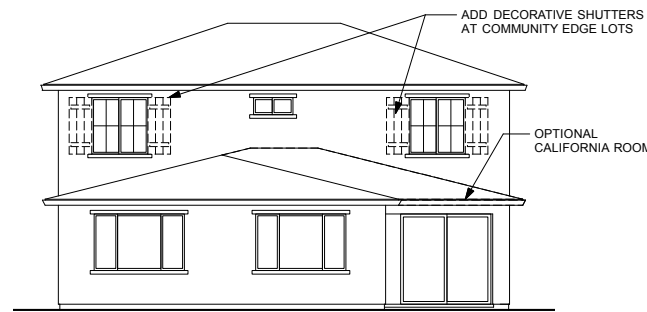
**RIGHT SIDE "A"**



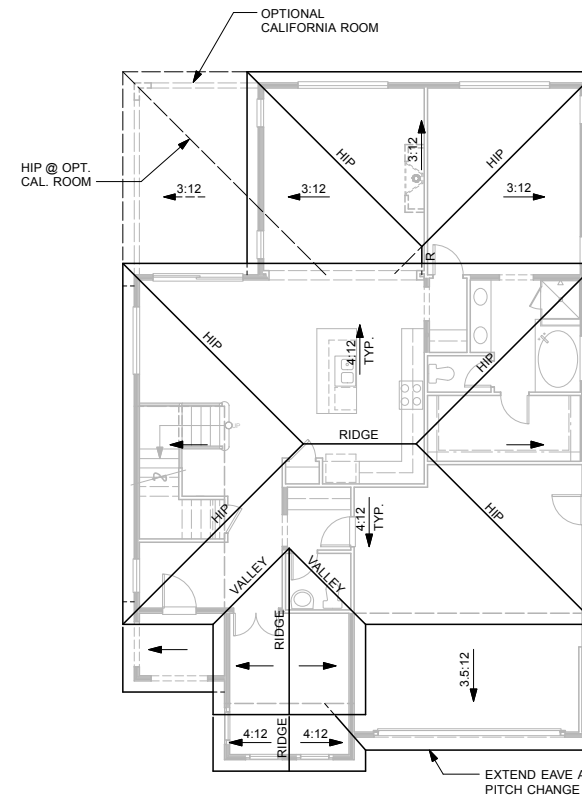
**REAR "A"**



**LEFT SIDE "A"**



**REAR "A"  
(OPT. CALIFORNIA ROOM)**



**ROOF PLAN "A"**

**TUSCAN**

- STUCCO SIDING
- STUCCO OVER FOAM TRIM
- DECORATIVE FOAM OUTLOOKERS
- PLANK AND BATTEN SHUTTERS
- CULTURED STONE VENEER
- THEME SPECIFIC GARAGE DOOR
- PROFILE TILE GUTTER
- CONCRETE TILE ROOFING - LOW PROFILE "S"

▨ INDICATES RECESS

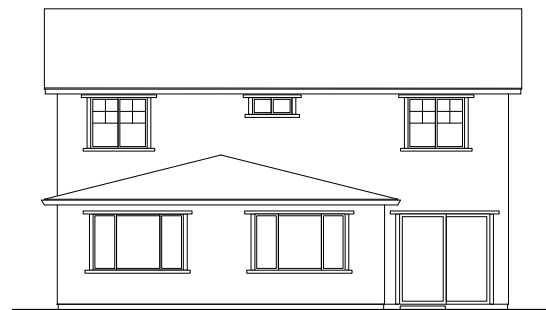
| COLOR SCHEMES   | SCHEME aa                       | SCHEME bb                    | SCHEME cc                         |
|---|---------------------------------|------------------------------|-----------------------------------|
| <b>ROOF</b><br>Concrete Low Profile   | 2645<br>SUNRISE BLEND           | 2773<br>WALNUT CREEK BLEND   | 2723<br>ADOBE BLEND               |
| <b>TRIM COLOR #1</b><br>Corbels<br>Columns<br>Eaves<br>Fascia<br>Trim   | KM 4647-2<br>PONY TAIL          | KM 4599-2<br>FOSSIL          | 216<br>MALIBU BEIGE               |
| <b>TRIM COLOR #2</b><br>Garage Door   | KM 4553-3<br>BRAUN              | KM 5761-5<br>COLUSA WETLANDS | KM 5799-5<br>DOWNTOWN BENNY BROWN |
| <b>BODY COLOR</b><br>Stucco   | KM 4629-3<br>TRADING POST       | KM 5733-3<br>SONORA HILLS    | KM 5712-3<br>COOKIE CRUMB         |
| <b>ACCENT COLOR</b><br>Entry Door<br>Shutters   | KM 4810-3<br>APPALACHIAN FOREST | KM 4924-5<br>THUNDERSTRUCK   | KM 4952-5<br>POMPEII RUINS        |
| <b>ROOF TILE:</b> Eagle <b>PAINT:</b> Kelly Moore <b>STONE:</b> Environmental Stoneworks <b>BRICK:</b> Environmental Stoneworks |                                 |                              |                                   |



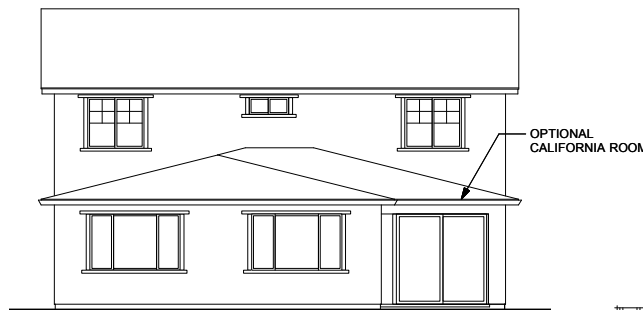
**FRONT ELEVATION "A"  
(TUSCAN)**



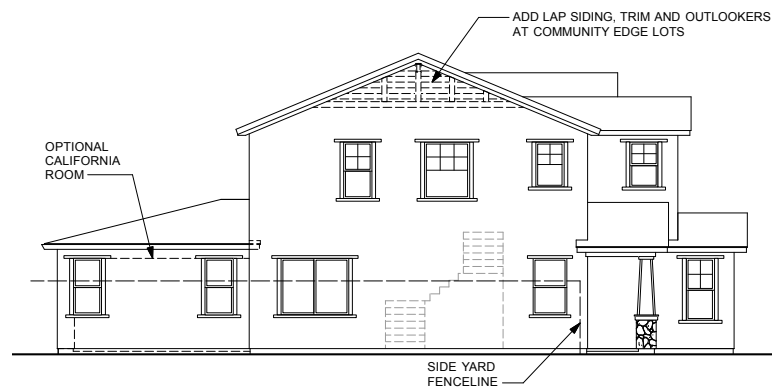
**RIGHT SIDE "B"**



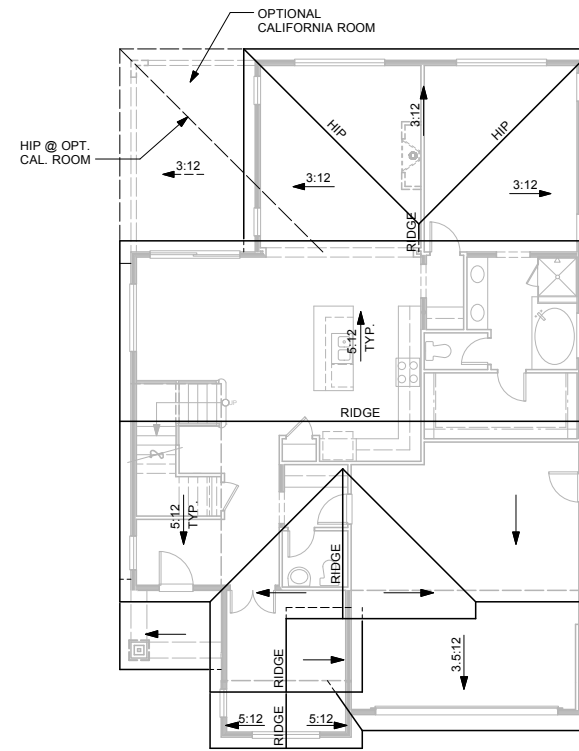
**REAR "B"**



**REAR "B"  
(OPT. CALIFORNIA ROOM)**



**LEFT SIDE "B"**



**ROOF PLAN "B"**

**CRAFTSMAN**

- STUCCO SIDING
- STUCCO OVER FOAM TRIM
- WOOD TRIM OVER LAP SIDING AT GABLE ENDS
- WOOD OUTLOOKERS W/ KICKERS
- CULTURED STONE VENEER
- THEME SPECIFIC GARAGE DOOR
- CONCRETE TILE ROOFING - "SHAKE" PROFILE

INDICATES RECESS

| COLOR SCHEMES   | SCHEME dd                            | SCHEME ee                   | SCHEME ff                    |
|---|--------------------------------------|-----------------------------|------------------------------|
| <b>ROOF</b><br>Concrete Shake   | 5690<br>PEWTER BRONZE BLEND          | 5502<br>ARCADIA             | 5687<br>GRAY BROWN RANGE     |
| <b>TRIM COLOR #1</b><br>Corbels<br>Eaves<br>Fascia<br>Garage Door<br>Outlookers<br>Posts  | KM A75-5<br>CELLAR DOOR              | KM 5748-5<br>NATURE'S GATE  | KM 4820-5<br>CANNON BALL     |
| <b>TRIM COLOR #2</b><br>Shingle Siding @ Gables<br>Trim   | KM 5759-2<br>TOWNHOUSE TAUPE         | KM 4602-3<br>PIE SAFE       | KM 4748-3<br>WESTERN RESERVE |
| <b>BODY COLOR</b><br>Corner Boards<br>Lap Siding<br>Stucco  | KM 5741-3<br>CRICKET'S CROSS         | HLS 4277-2<br>COTSWOLD DILL | KM W31-1<br>FRANKLY EARNEST  |
| <b>ACCENT COLOR</b><br>Entry Door<br>Shutters   | KM A59-5<br>SECOND NATURE            | KM A76-5<br>LOG CABIN       | KM A68-5<br>LEATHER SATCHEL  |
| <b>STONE</b>  | 50% EVERGREEN 50% GREY<br>FIELDSTONE | SEMILLION<br>FIELDSTONE     | ASPEN<br>FIELDSTONE          |
| <b>ROOF TILE:</b> Eagle <b>PAINT:</b> Kelly Moore <b>STONE:</b> Environmental Stoneworks <b>BRICK:</b> Environmental Stoneworks |                                      |                             |                              |



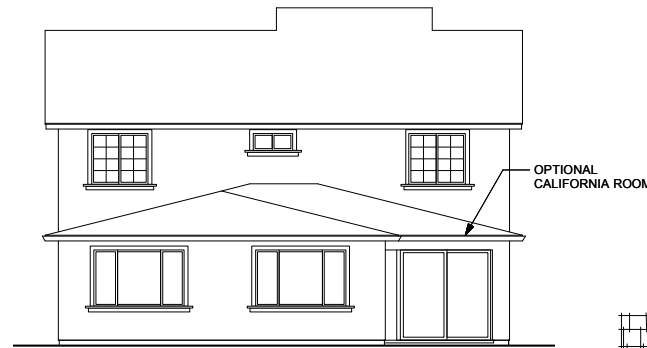
**FRONT ELEVATION "B"  
(CRAFTSMAN)**



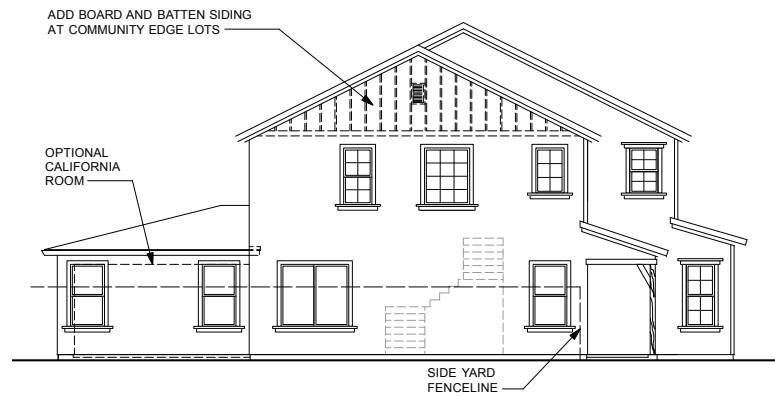
**RIGHT SIDE "C"**



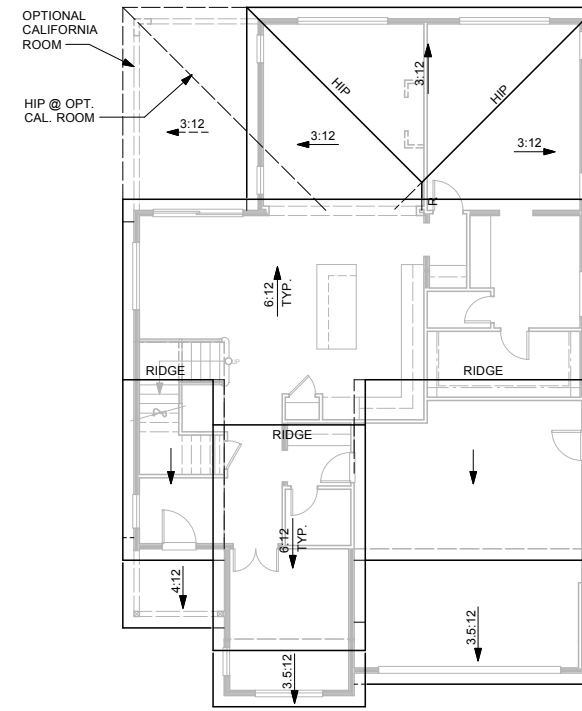
**REAR "C"**



**REAR "C"  
(OPT. CALIFORNIA ROOM)**



**LEFT SIDE "C"**



**ROOF PLAN "C"**

**FARMHOUSE**

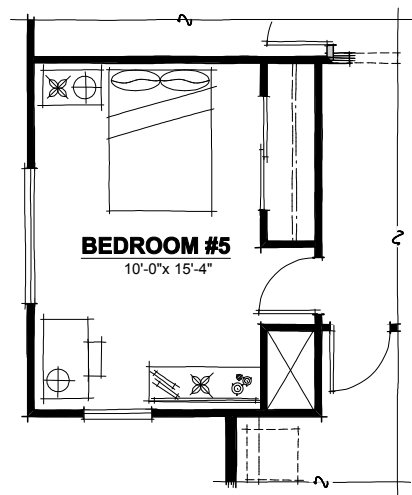
- STUCCO SIDING
- STUCCO OVER FOAM TRIM AT
- STUCCO SIDING
- BOARD AND BATTEN AT ACCENT AREAS
- WOOD TRIM AT BOARD AND BATT SIDING
- WOOD POSTS WITH KICKERS
- THEME SPECIFIC GARAGE DOOR
- CONCRETE TILE ROOFING - "SLATE" PROFILE

INDICATES RECESS

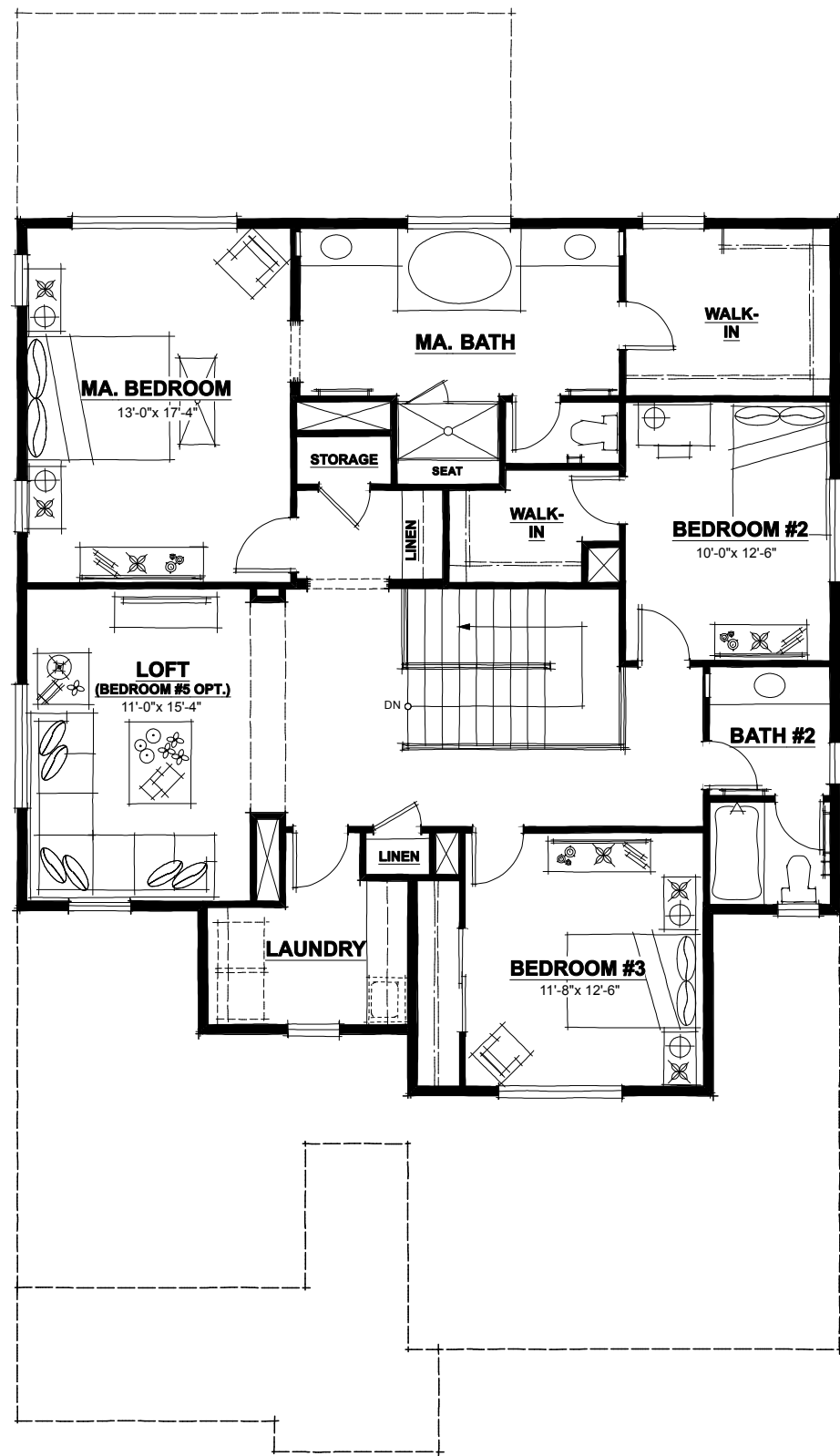
| COLOR SCHEMES   | SCHEME gg                    | SCHEME hh                   | SCHEME ii                    |
|---|------------------------------|-----------------------------|------------------------------|
| <b>ROOF</b><br>Concrete Slate   | 4634<br>KINGS CANYON BLEND   | 4687<br>GRAY BROWN RANGE    | SCB 8805<br>SEATTLE BLEND    |
| <b>TRIM COLOR</b><br>Eaves<br>Fascia<br>Garage Door<br>Louvered Vents<br>Posts<br>Trim  | KM 4731-1<br>GRASS SKIRT     | KM W31-1<br>FRANKLY EARNEST | HLS 4286-1<br>ALHAMBRA CREAM |
| <b>BODY COLOR #1</b><br>Board & Batten<br>Corner Boards<br>Lap Siding   | KM 4526-5<br>COFFEE BAR      | KM 5747-3<br>SUGAR PINE     | KM 4587-3<br>SMOKY TOPAZ     |
| <b>BODY COLOR #2</b><br>Stucco  | KM 5764-3<br>MENDOCINO HILLS | KM 4580-2<br>FOGGY NIGHT    | KM 5828-2<br>BIG BAND        |
| <b>ACCENT COLOR</b><br>Entry Door<br>Shutters   | KM A62-5<br>PARKVIEW         | KM A69-5<br>ROASTED KONA    | KM A84-5<br>STARLIT EVE      |
| <b>ROOF TILE:</b> Eagle <b>PAINT:</b> Kelly Moore <b>STONE:</b> Environmental Stoneworks <b>BRICK:</b> Environmental Stoneworks |                              |                             |                              |



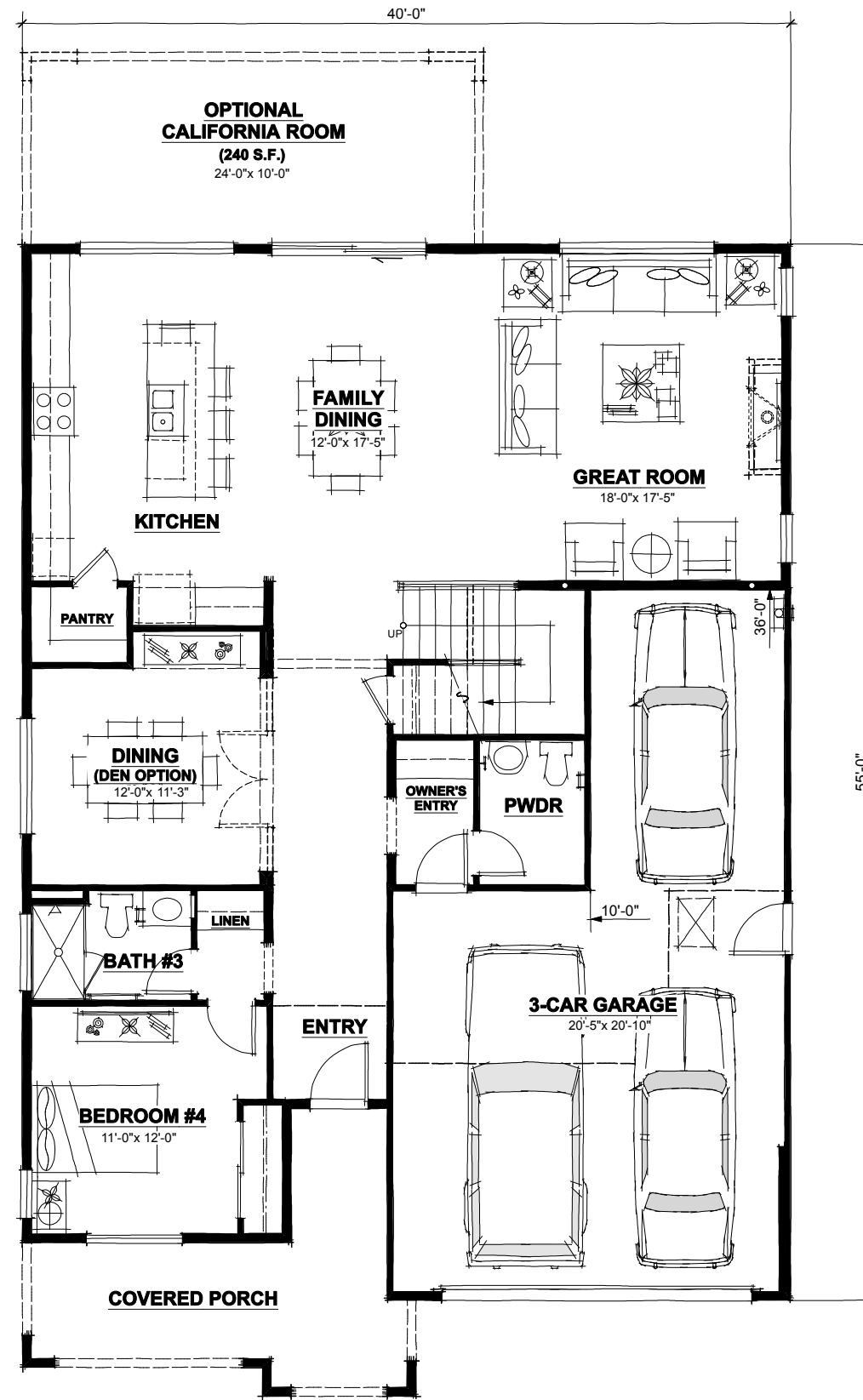
**FRONT ELEVATION "C"  
(FARMHOUSE)**



**BEDROOM #5 OPTION 1/4"**

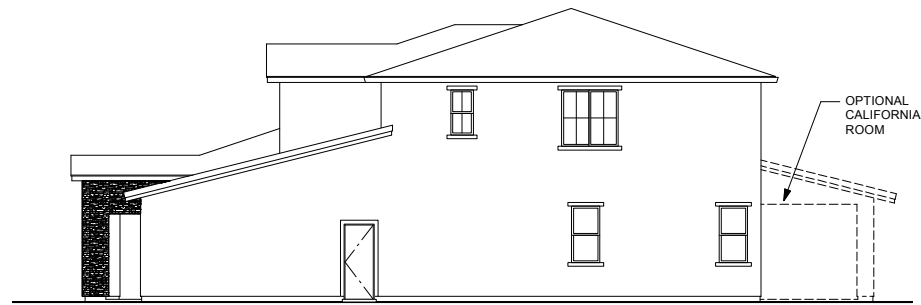


**SECOND FLOOR PLAN**

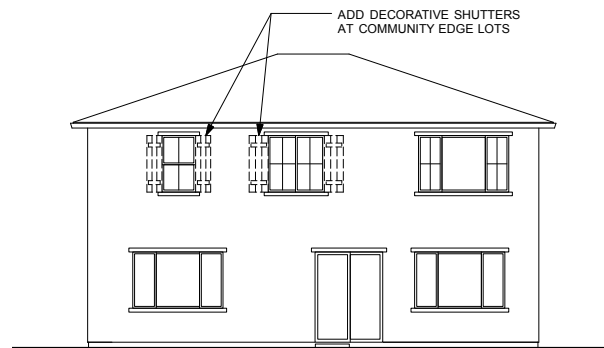


**FIRST FLOOR PLAN**

**PLAN 8 (240-2962)  
AVIANO 5000  
Antioch, California**



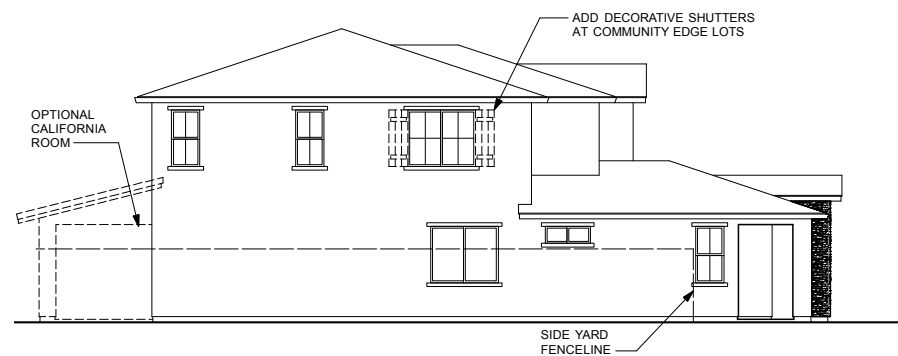
**RIGHT SIDE "A"**



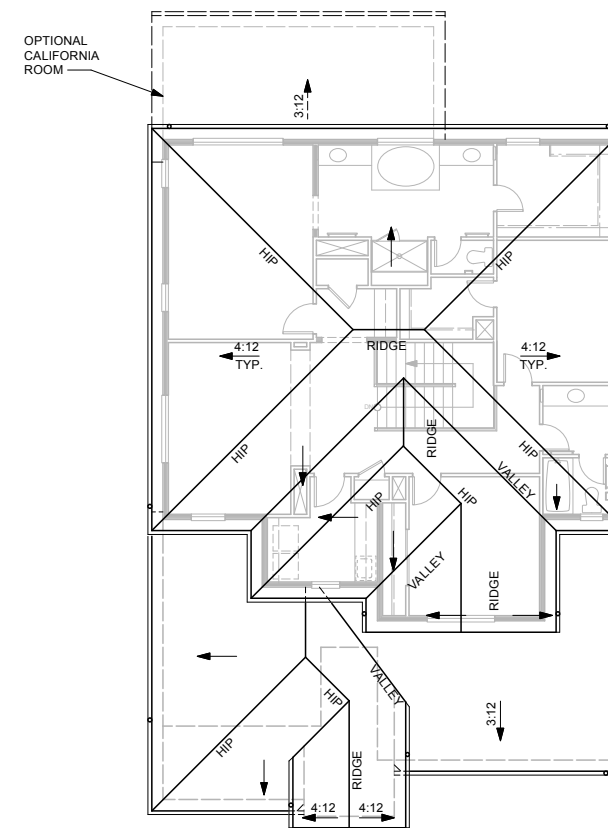
**REAR "A"**



**REAR "A"  
(OPT. CALIFORNIA ROOM)**



**LEFT SIDE "A"**



**ROOF PLAN "A"**

**TUSCAN**

- STUCCO SIDING
- STUCCO OVER FOAM TRIM
- DECORATIVE FOAM OUTLOOKERS
- PLANK AND BATTEN SHUTTERS
- CULTURED STONE VENEER
- THEME SPECIFIC GARAGE DOOR
- PROFILE TILE GUTTER
- CONCRETE TILE ROOFING - LOW PROFILE "S"

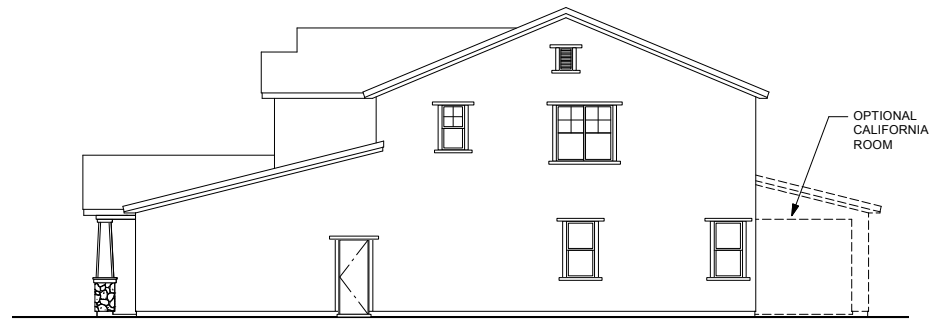
INDICATES RECESS

| COLOR SCHEMES   | SCHEME aa                       | SCHEME bb                    | SCHEME cc                         |
|---|---------------------------------|------------------------------|-----------------------------------|
| <b>ROOF</b><br>Concrete Low Profile   | 2645<br>SUNRISE BLEND           | 12773<br>WALNUT CREEK BLEND  | 2723<br>ADOBE BLEND               |
| <b>TRIM COLOR #1</b><br>Corbels<br>Columns<br>Eaves<br>Fascia<br>Trim   | KM 4647-2<br>PONY TAIL          | KM 4599-2<br>FOSSIL          | 216<br>MALIBU BEIGE               |
| <b>TRIM COLOR #2</b><br>Garage Door   | KM 4553-3<br>BRAUN              | KM 5761-5<br>COLUSA WETLANDS | KM 5799-5<br>DOWNTOWN BENNY BROWN |
| <b>BODY COLOR</b><br>Stucco   | KM 4629-3<br>TRADING POST       | KM 5733-3<br>SONORA HILLS    | KM 5712-3<br>COOKIE CRUMB         |
| <b>ACCENT COLOR</b><br>Entry Door<br>Shutters   | KM 4810-3<br>APPALACHIAN FOREST | KM 4924-5<br>THUNDERSTRUCK   | KM 4952-5<br>POMPEII RUINS        |
| <b>ROOF TILE:</b> Eagle <b>PAINT:</b> Kelly Moore <b>STONE:</b> Environmental Stoneworks <b>BRICK:</b> Environmental Stoneworks |                                 |                              |                                   |

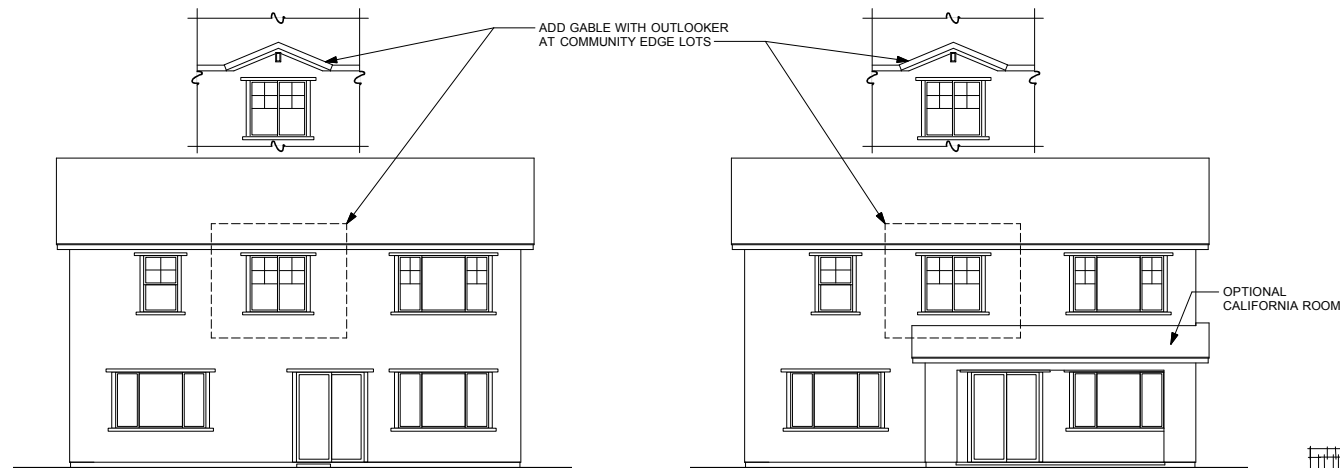


**FRONT ELEVATION "A"  
(TUSCAN)**



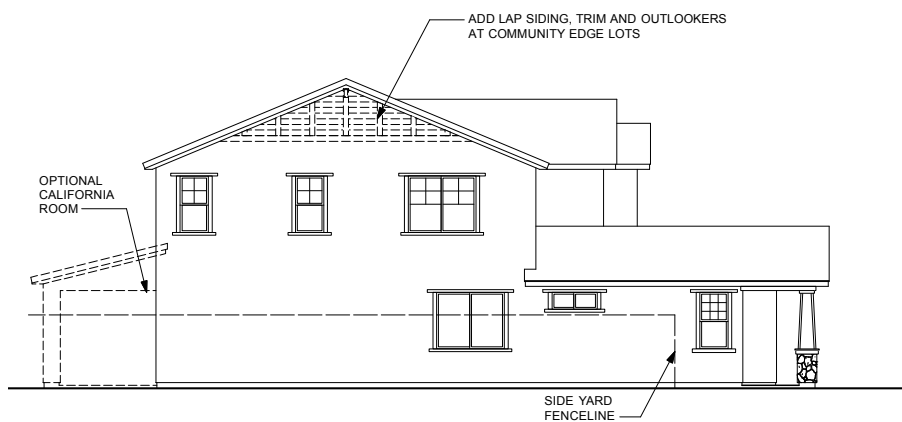


**RIGHT SIDE "B"**

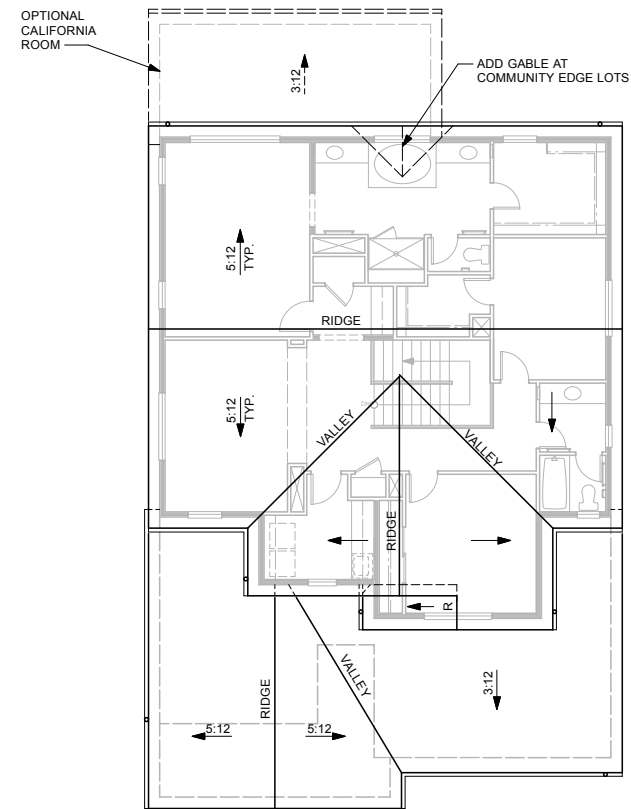


**REAR "B"**

**REAR "B"  
(OPT. CALIFORNIA ROOM)**



**LEFT SIDE "B"**



**ROOF PLAN "B"**

**CRAFTSMAN**

- STUCCO SIDING
- STUCCO OVER FOAM TRIM
- WOOD TRIM OVER LAP SIDING AT GABLE ENDS
- WOOD OUTLOOKERS W/ KICKERS
- CULTURED STONE VENEER
- THEME SPECIFIC GARAGE DOOR
- CONCRETE TILE ROOFING - "SHAKE" PROFILE

INDICATES RECESS

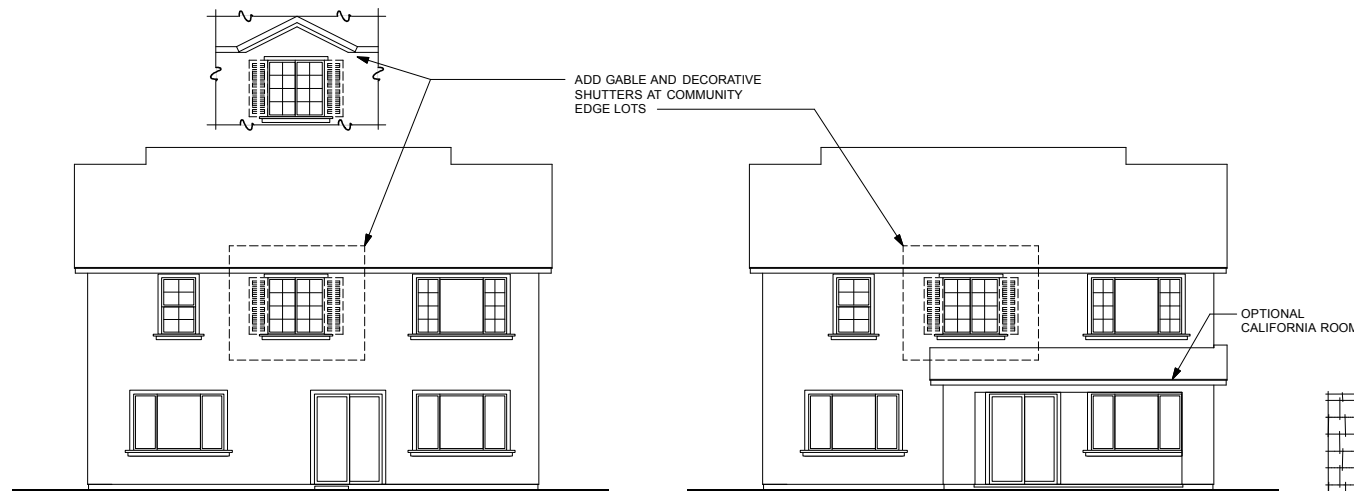
| COLOR SCHEMES   | SCHEME dd                            | SCHEME ee                   | SCHEME ff                    |
|---|--------------------------------------|-----------------------------|------------------------------|
| <b>ROOF</b><br>Concrete Shake   | 5690<br>PEWTER BRONZE BLEND          | 5502<br>ARCADIA             | 5687<br>GRAY BROWN RANGE     |
| <b>TRIM COLOR #1</b><br>Corbels<br>Eaves<br>Fascia<br>Garage Door<br>Outlookers<br>Posts  | KM A75-5<br>CELLAR DOOR              | KM 5748-5<br>NATURE'S GATE  | KM 4820-5<br>CANNON BALL     |
| <b>TRIM COLOR #2</b><br>Shingle Siding @ Gables<br>Trim   | KM 5759-2<br>TOWNHOUSE TAUPE         | KM 4602-3<br>PIE SAFE       | KM 4748-3<br>WESTERN RESERVE |
| <b>BODY COLOR</b><br>Corner Boards<br>Lap Siding<br>Stucco  | KM 5741-3<br>CRICKET'S CROSS         | HLS 4277-2<br>COTSWOLD DILL | KM W31-1<br>FRANKLY EARNEST  |
| <b>ACCENT COLOR</b><br>Entry Door<br>Shutters   | KM A59-5<br>SECOND NATURE            | KM A76-5<br>LOG CABIN       | KM A68-5<br>LEATHER SATCHEL  |
| <b>STONE</b>  | 50% EVERGREEN 50% GREY<br>FIELDSTONE | SEMILLION<br>FIELDSTONE     | ASPEN<br>FIELDSTONE          |
| <b>ROOF TILE:</b> Eagle <b>PAINT:</b> Kelly Moore <b>STONE:</b> Environmental Stoneworks <b>BRICK:</b> Environmental Stoneworks |                                      |                             |                              |



**FRONT ELEVATION "B"  
(CRAFTSMAN)**

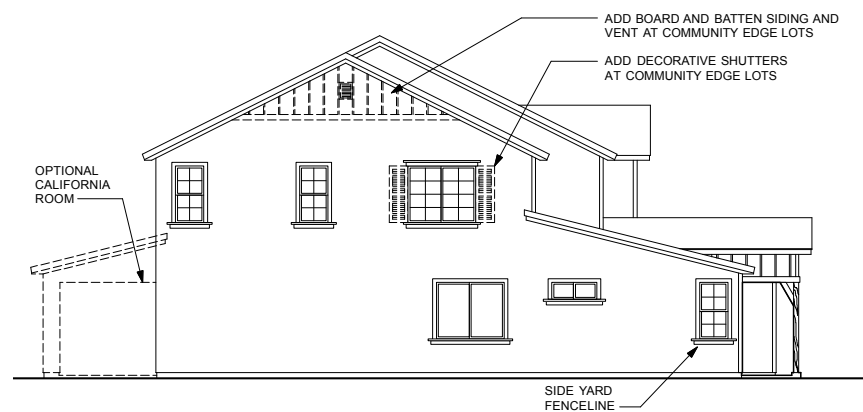


**RIGHT SIDE "C"**

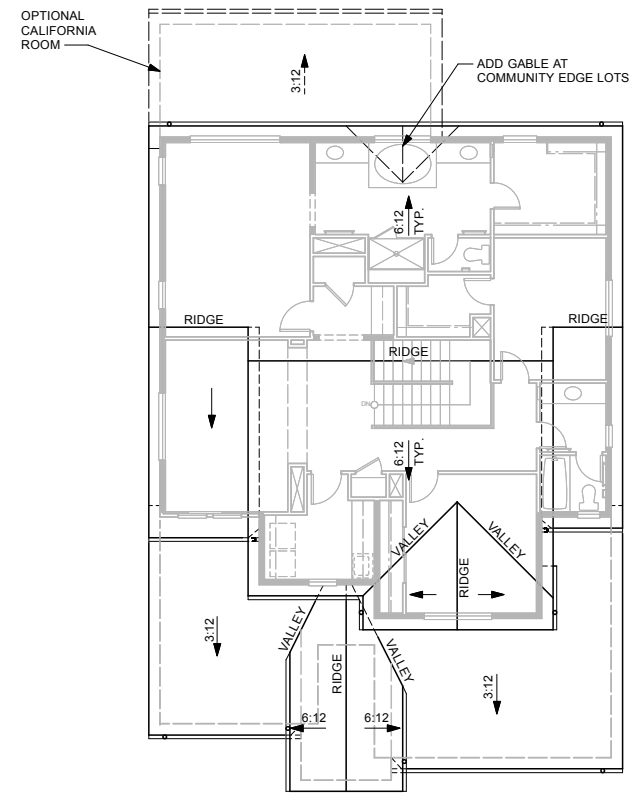


**REAR "C"**

**REAR "C"  
(OPT. CALIFORNIA ROOM)**



**LEFT SIDE "C"**



**ROOF PLAN "C"**

**FARMHOUSE**

- STUCCO SIDING
- STUCCO OVER FOAM TRIM AT STUCCO SIDING
- BOARD AND BATTEN AT ACCENT AREAS
- WOOD TRIM AT BOARD AND BATTEN SIDING
- WOOD POSTS WITH KICKERS
- THEME SPECIFIC GARAGE DOOR
- CONCRETE TILE ROOFING - "SLATE" PROFILE

INDICATES RECESS

| COLOR SCHEMES   | SCHEME gg                    | SCHEME hh                   | SCHEME ii                    |
|---|------------------------------|-----------------------------|------------------------------|
| <b>ROOF</b><br>Concrete Slate   | 4634<br>KINGS CANYON BLEND   | 4687<br>GRAY BROWN RANGE    | SCB 8805<br>SEATTLE BLEND    |
| <b>TRIM COLOR</b><br>Eaves<br>Fascia<br>Garage Door<br>Louvered Vents<br>Posts<br>Trim  | KM 4731-1<br>GRASS SKIRT     | KM W31-1<br>FRANKLY EARNEST | HLS 4286-1<br>ALHAMBRA CREAM |
| <b>BODY COLOR #1</b><br>Board & Batten<br>Corner Boards<br>Lap Siding   | KM 4526-5<br>COFFEE BAR      | KM 5747-3<br>SUGAR PINE     | KM 4587-3<br>SMOKY TOPAZ     |
| <b>BODY COLOR #2</b><br>Stucco  | KM 5764-3<br>MENDOCINO HILLS | KM 4580-2<br>FOGGY NIGHT    | KM 5828-2<br>BIG BAND        |
| <b>ACCENT COLOR</b><br>Entry Door<br>Shutters   | KM A62-5<br>PARKVIEW         | KM A69-5<br>ROASTED KONA    | KM A84-5<br>STARLIT EVE      |
| <b>ROOF TILE:</b> Eagle <b>PAINT:</b> Kelly Moore <b>STONE:</b> Environmental Stoneworks <b>BRICK:</b> Environmental Stoneworks |                              |                             |                              |



**FRONT ELEVATION "C"  
(FARMHOUSE)**



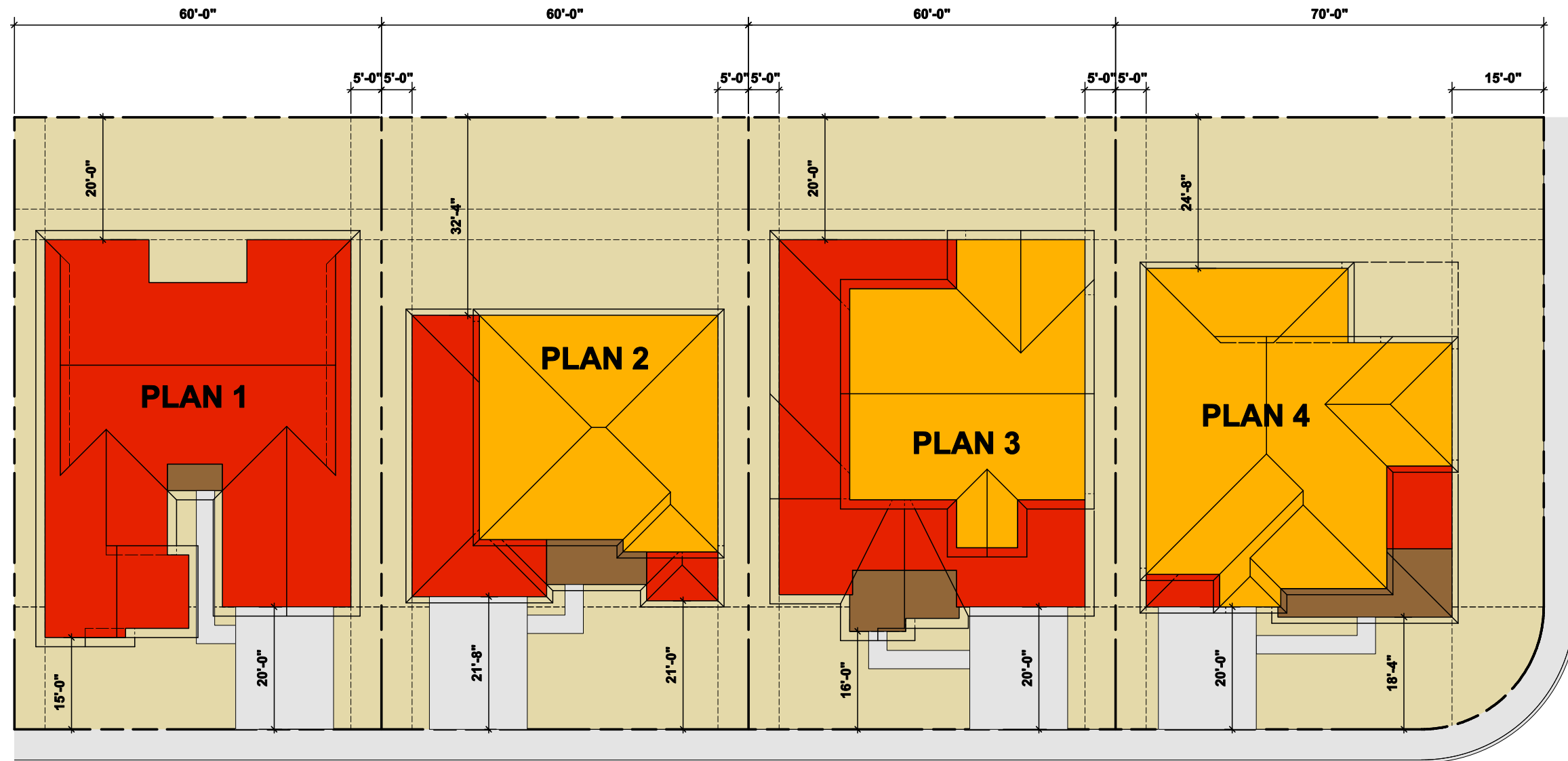
**PLAN 4  
ITALIANATE**

**PLAN 2  
CRAFTSMAN**



**PLAN 1  
FARMHOUSE**

**PLAN 3  
ITALIANATE**



**SETBACK VARIATIONS**

This Articulation Plan depicts the median lot size. Setbacks will vary according to actual lot width and depth. See Development Plan for specific building locations on lots

**BUILDING ARTICULATION PLAN  
AVIANO 6000  
Antioch, California**

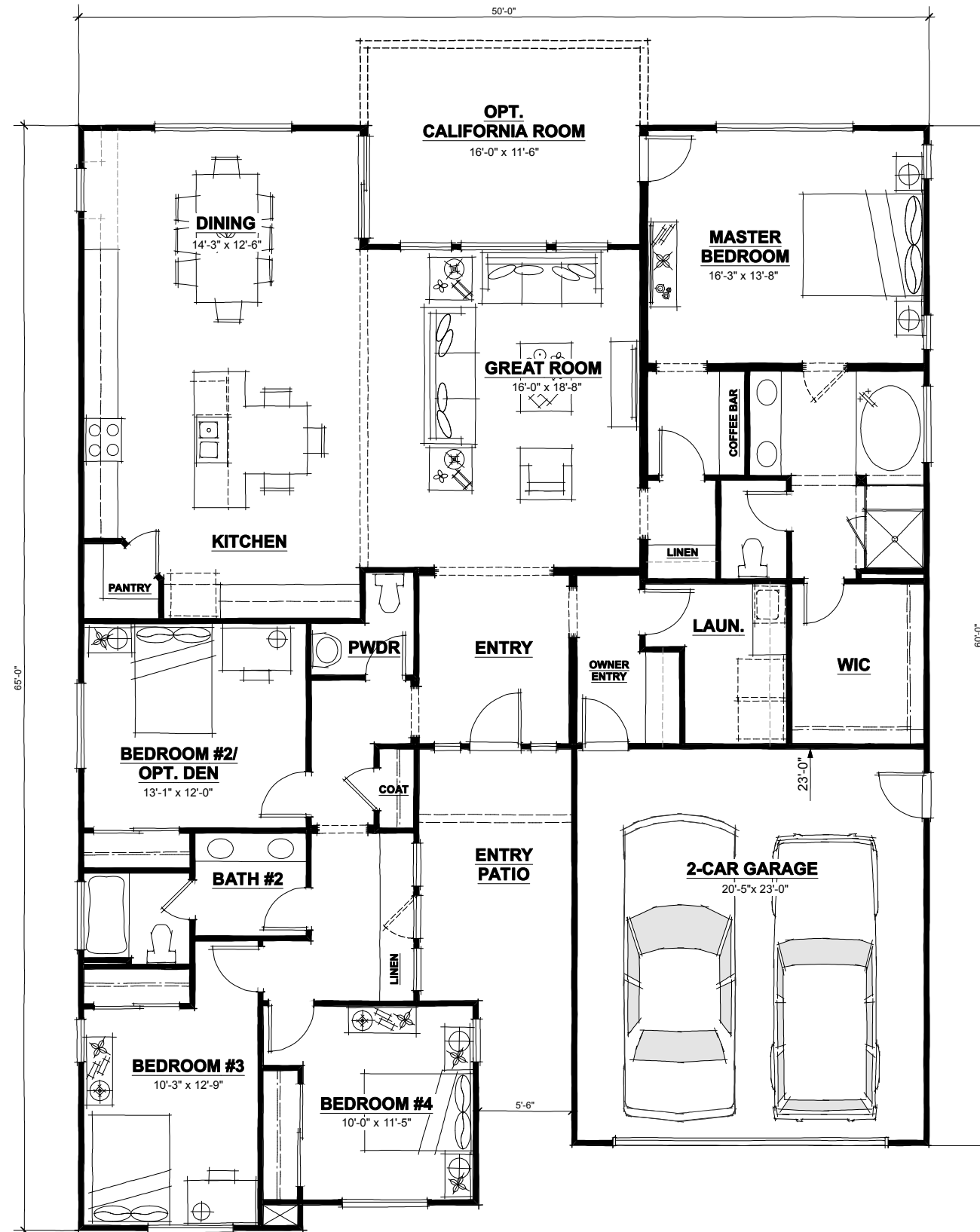
**COLOR KEY**

- Second Story Massing
- First Story Massing
- Covered Porch (One-story element)
- Paved Driveway (see Site Plan for Actual Configuration)



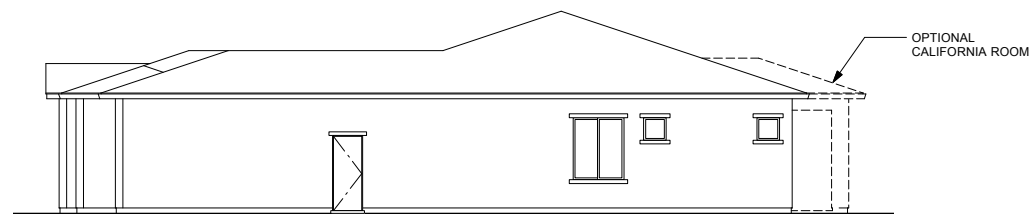
940 Tyler Street #19  
Benicia, CA 94510  
Phone: (707) 746-6586



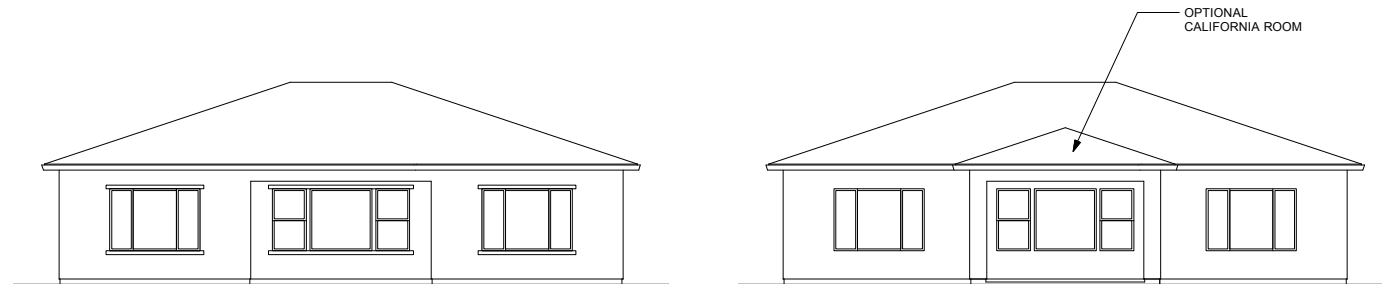


**FIRST FLOOR PLAN (2316 TOTAL S.F.)**

**PLAN 1**  
**AVIANO 6000**  
**Antioch, California**

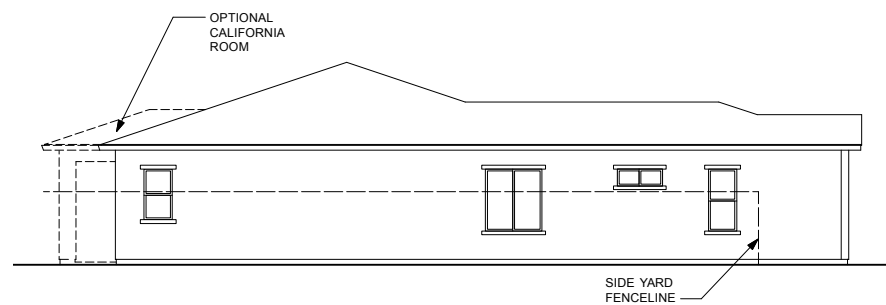


**RIGHT SIDE "A"**

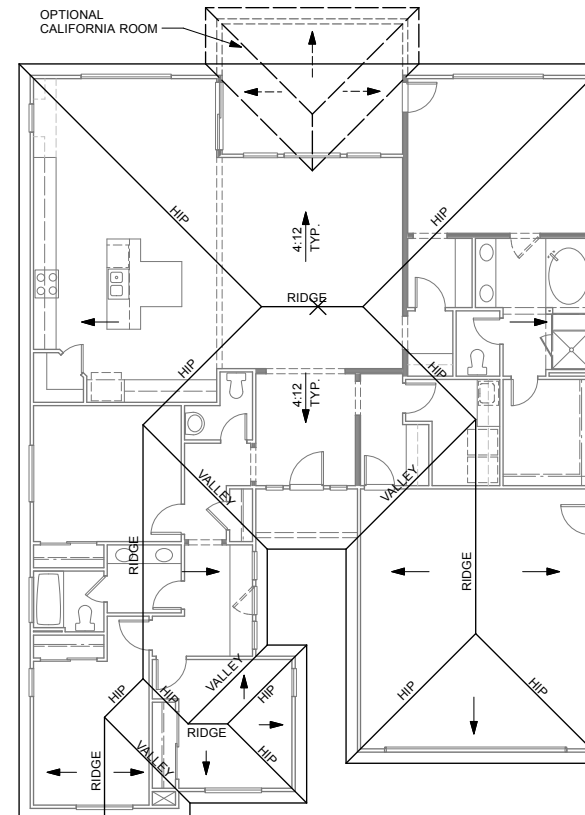


**REAR "A"**

**REAR "A"  
(OPT. CALIFORNIA ROOM)**



**LEFT SIDE "A"**



**ROOF PLAN "A"**

**ITALIANATE**

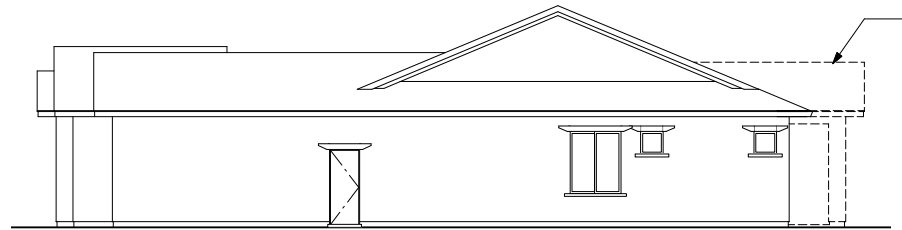
- STUCCO SIDING
- STUCCO OVER FOAM TRIM
- STUCCO FRIEZE W/ CORBELS
- RECESSED PLANK PANEL SHUTTERS
- THEME SPECIFIC GARAGE DOOR
- PROFILE TILE GUTTER
- CONCRETE TILE ROOFING - LOW PROFILE "S"

INDICATES RECESS

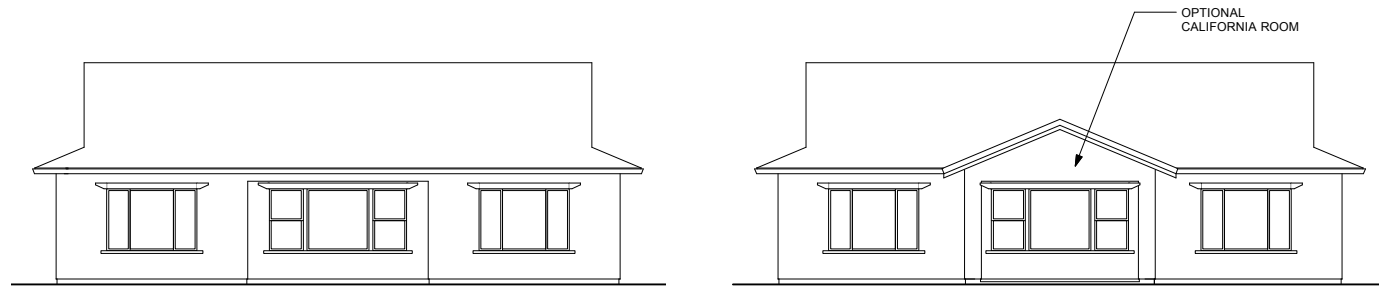
| COLOR SCHEMES   | SCHEME aa                       | SCHEME bb                    | SCHEME cc                         |
|---|---------------------------------|------------------------------|-----------------------------------|
| <b>ROOF</b><br>Concrete Low Profile   | 2645<br>SUNRISE BLEND           | 2773<br>WALNUT CREEK BLEND   | 2723<br>ADOBE BLEND               |
| <b>TRIM COLOR #1</b><br>Corbels<br>Columns<br>Eaves<br>Fascia<br>Trim   | KM 4647-2<br>PONY TAIL          | KM 4599-2<br>FOSSIL          | 216<br>MALIBU BEIGE               |
| <b>TRIM COLOR #2</b><br>Garage Door   | KM 4553-3<br>BRAUN              | KM 5761-5<br>COLUSA WETLANDS | KM 5799-5<br>DOWNTOWN BENNY BROWN |
| <b>BODY COLOR</b><br>Stucco   | KM 4629-3<br>TRADING POST       | KM 5733-3<br>SONORA HILLS    | KM 5712-3<br>COOKIE CRUMB         |
| <b>ACCENT COLOR</b><br>Entry Door<br>Shutters   | KM 4810-3<br>APPALACHIAN FOREST | KM 4924-5<br>THUNDERSTRUCK   | KM 4952-5<br>POMPEII RUINS        |
| <b>ROOF TILE</b> Eagle <b>PAINT</b> Kelly Moore <b>STONE</b> Environmental Stoneworks <b>BRICK</b> Environmental Stoneworks |                                 |                              |                                   |



**FRONT ELEVATION "A"  
(ITALIANATE)**

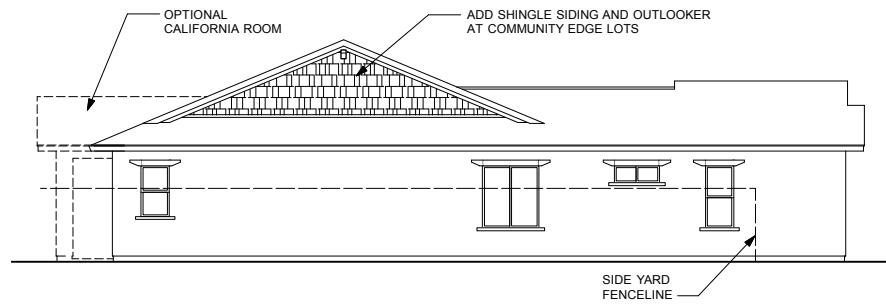


**RIGHT SIDE "B"**

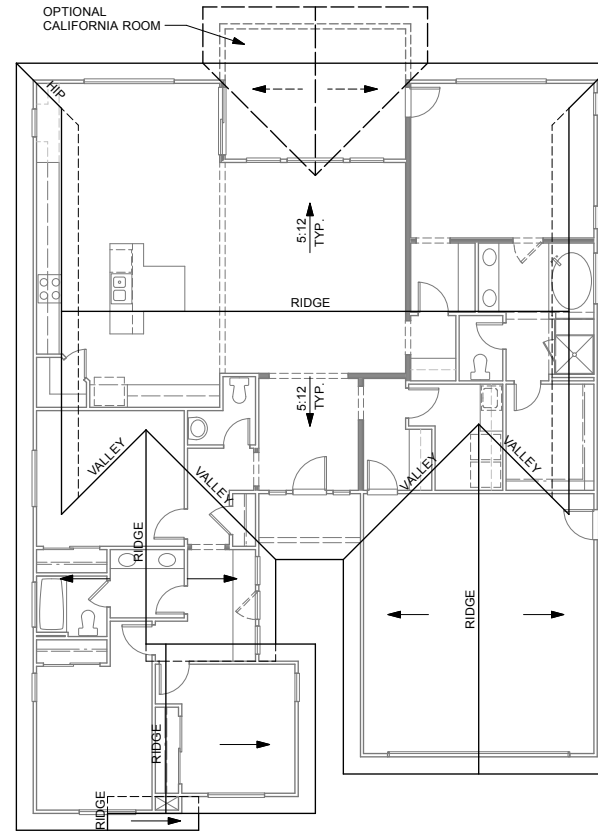


**REAR "B"**

**REAR "B"  
(OPT. CALIFORNIA ROOM)**



**LEFT SIDE "B"**



**ROOF PLAN "B"**

**CRAFTSMAN**

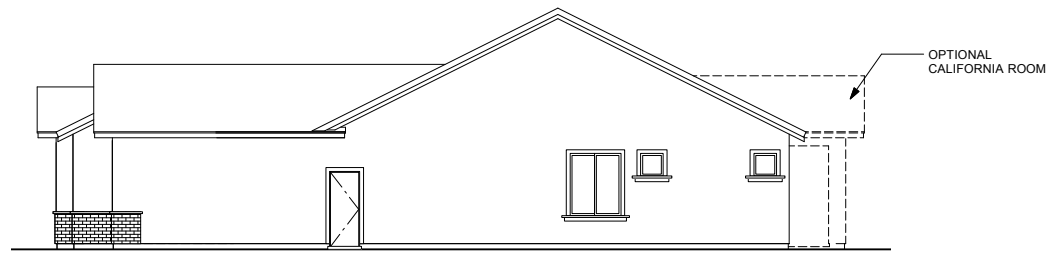
- STUCCO SIDING
- STUCCO O/ FOAM TRIM AT AREAS OF STUCCO SIDING
- SHINGLE SIDING AT GABLE ENDS
- WOOD TRIM AND OUTLOOKERS AT AREAS OF SHINGLE SIDING
- THEME SPECIFIC GARAGE DOOR
- CONCRETE TILE ROOFING - "SHAKE" PROFILE

INDICATES RECESS

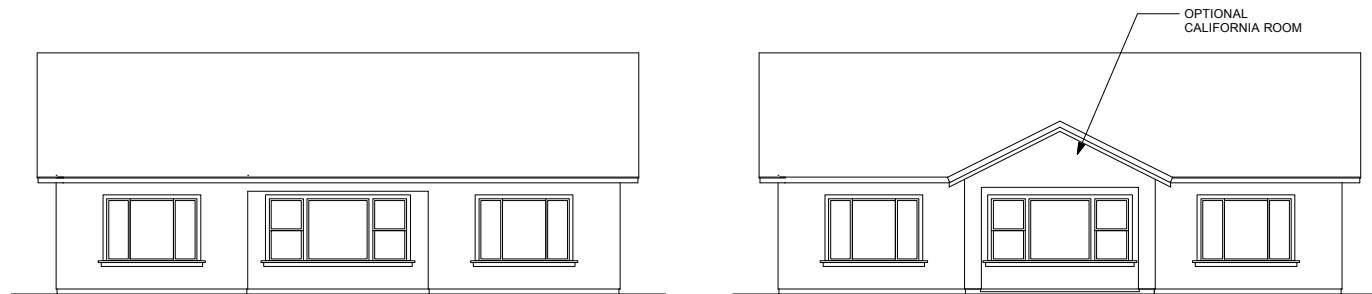
| COLOR SCHEMES   | SCHEME dd                            | SCHEME ee                   | SCHEME ff                    |
|---|--------------------------------------|-----------------------------|------------------------------|
| <b>ROOF</b><br>Concrete Shake   | 5690<br>PEWTER BRONZE BLEND          | 5502<br>ARCADIA             | 5687<br>GRAY BROWN RANGE     |
| <b>TRIM COLOR #1</b><br>Corbels<br>Eaves<br>Fascia<br>Garage Door<br>Outlookers<br>Posts  | KM A75-5<br>CELLAR DOOR              | KM 5748-5<br>NATURE'S GATE  | KM 4820-5<br>CANNON BALL     |
| <b>TRIM COLOR #2</b><br>Shingle Siding @ Gables<br>Trim   | KM 5759-2<br>TOWNHOUSE TAUPE         | KM 4602-3<br>PIE SAFE       | KM 4748-3<br>WESTERN RESERVE |
| <b>BODY COLOR</b><br>Corner Boards<br>Lap Siding<br>Stucco  | KM 5741-3<br>CRICKET'S CROSS         | HLS 4277-2<br>COTSWOLD DILL | KM W31-1<br>FRANKLY EARNEST  |
| <b>ACCENT COLOR</b><br>Entry Door<br>Shutters   | KM A59-5<br>SECOND NATURE            | KM A76-5<br>LOG CABIN       | KM A68-5<br>LEATHER SATCHEL  |
| <b>STONE</b>  | 50% EVERGREEN 50% GREY<br>FIELDSTONE | SEMILLION<br>FIELDSTONE     | ASPEN<br>FIELDSTONE          |
| <b>ROOF TILE:</b> Eagle <b>PAINT:</b> Kelly Moore <b>STONE:</b> Environmental Stoneworks <b>BRICK:</b> Environmental Stoneworks |                                      |                             |                              |



**FRONT ELEVATION "B"  
(CRAFTSMAN)**

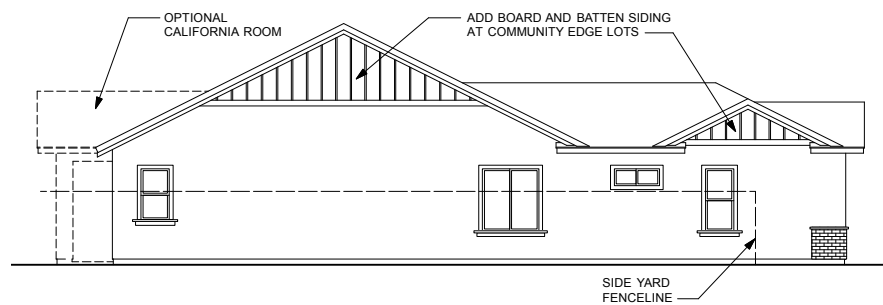


**RIGHT SIDE "C"**

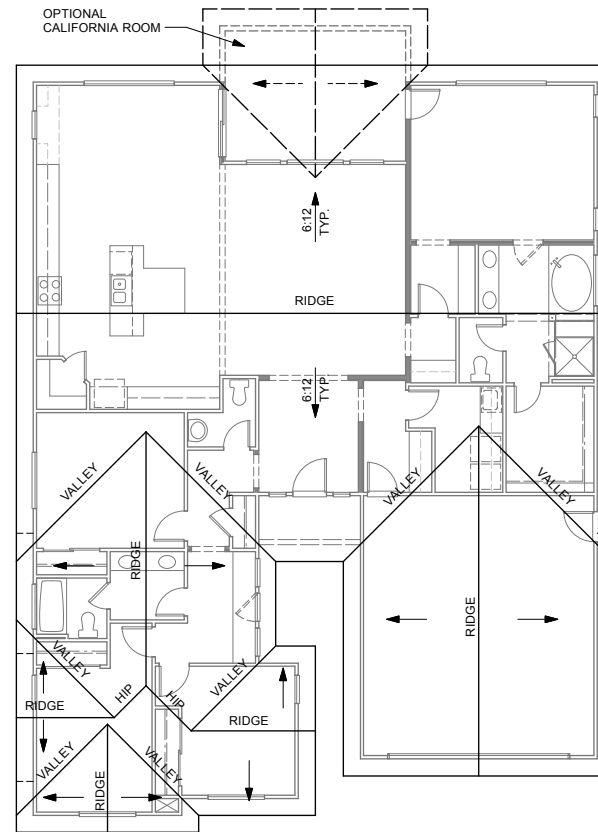


**REAR "C"**

**REAR "C"  
(OPT. CALIFORNIA ROOM)**



**LEFT SIDE "C"**



**ROOF PLAN "C"**

**FARMHOUSE**

- STUCCO SIDING
- STUCCO OVER FOAM TRIM AT STUCCO SIDING
- BOARD AND BATTEN SIDING AT GABLE ENDS
- WOOD TRIM AT BOARD AND BATTEN SIDING
- DECORATIVE PLANK SHUTTERS
- THEME SPECIFIC GARAGE DOOR
- CULTURED THIN BRICK VENEER
- CONCRETE TILE ROOFING - "SLATE" PROFILE

INDICATES RECESS

| COLOR SCHEMES  | SCHEME gg                    | SCHEME hh                              | SCHEME ii                              |
|--|------------------------------|--|--|
| <b>ROOF</b><br>Concrete Slate  | 4634<br>KINGS CANYON BLEND   | 4687<br>GRAY BROWN RANGE               | SCB 8805<br>SEATTLE BLEND              |
| <b>TRIM COLOR</b><br>Eaves<br>Fascia<br>Garage Door<br>Louvered Vents<br>Posts<br>Trim | KM 4731-1<br>GRASS SKIRT     | KM W31-1<br>FRANKLY EARNEST            | HLS 4286-1<br>ALHAMBRA CREAM           |
| <b>BODY COLOR #1</b><br>Board & Batten<br>Corner Boards<br>Lap Siding                  | KM 4526-5<br>COFFEE BAR      | KM 5747-3<br>SUGAR PINE                | KM 4587-3<br>SMOKY TOPAZ               |
| <b>BODY COLOR #2</b><br>Stucco   | KM 5764-3<br>MENDOCINO HILLS | KM 4580-2<br>FOGGY NIGHT               | KM 5828-2<br>BIG BAND                  |
| <b>ACCENT COLOR</b><br>Entry Door<br>Shutters  | KM A62-5<br>PARKVIEW         | KM A69-5<br>ROASTED KONA               | KM A84-5<br>STARLIT EVE                |
| <b>BRICK</b>   | NEW ORLEANS<br>TUMBLE BRICK  | PEPPER<br>TUMBLE CAST BRICK            | HIGH DESERT<br>CLEAN BRICK             |
| <b>ROOF TILE:</b> Eagle  | <b>PAINT:</b> Kelly Moore    | <b>STONE:</b> Environmental Stoneworks | <b>BRICK:</b> Environmental Stoneworks |

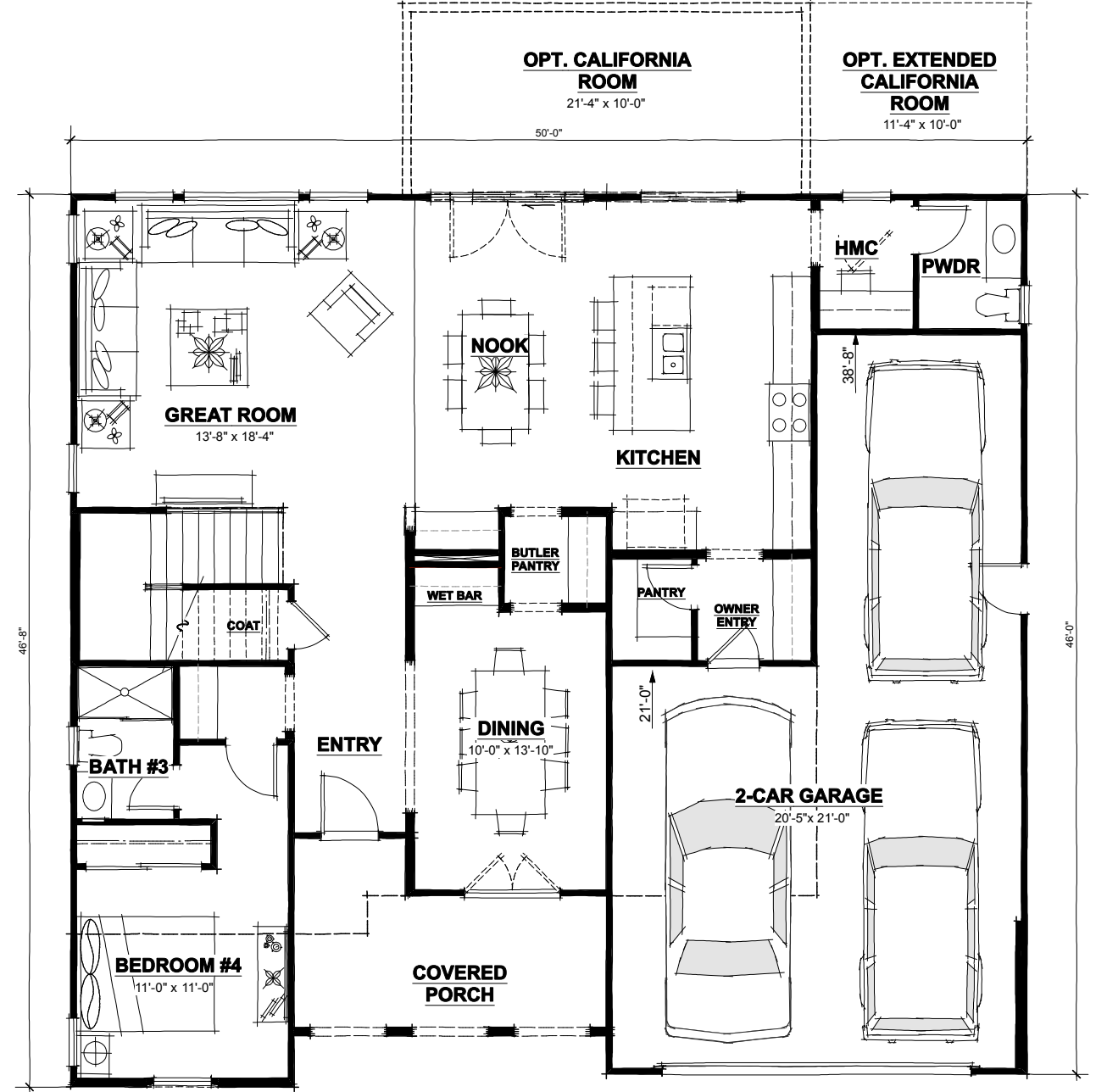


**FRONT ELEVATION "C"  
(FARMHOUSE)**

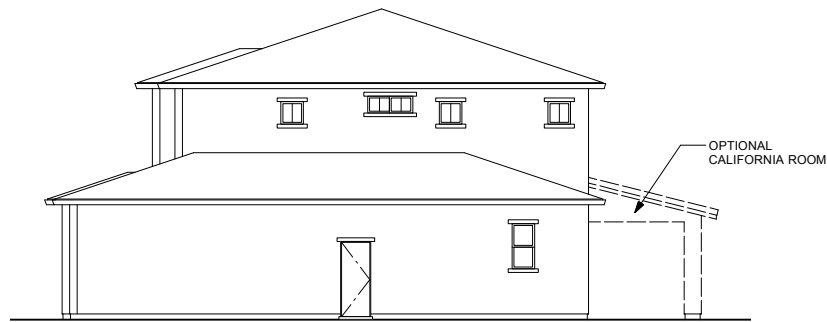




**SECOND FLOOR PLAN (1377 S.F.)**



**FIRST FLOOR PLAN (1481 S.F.; 2858 TOTAL S.F.)**



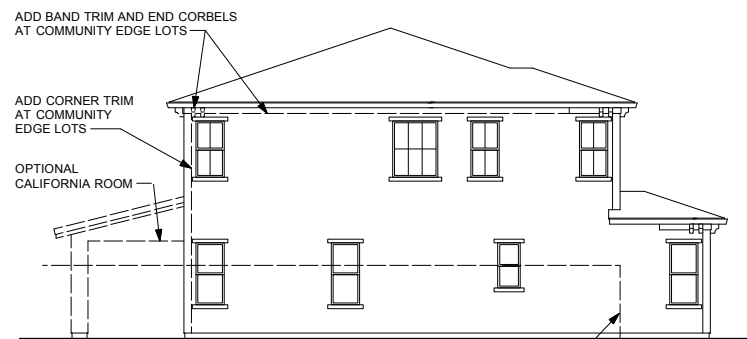
**RIGHT SIDE "A"**



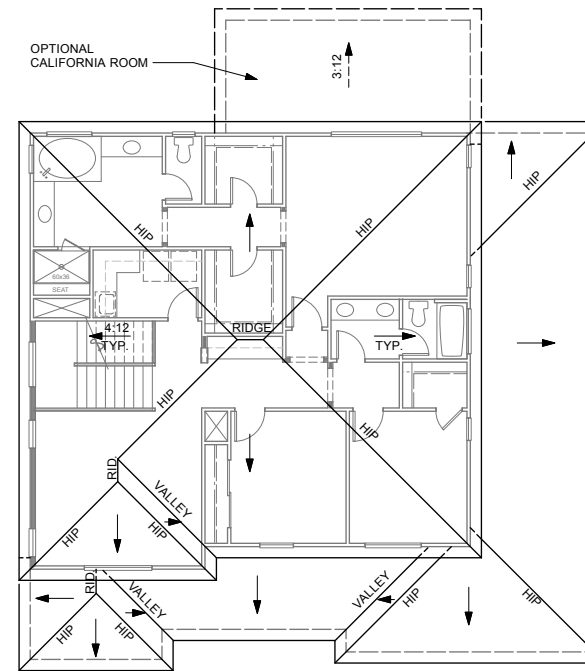
**REAR "A"**



**REAR "A"  
(OPT. CALIFORNIA ROOM)**



**LEFT SIDE "A"**



**ROOF PLAN "A"**

**ITALIANATE**

- STUCCO SIDING
- STUCCO OVER FOAM TRIM
- STUCCO FRIEZE W/ CORBELS
- RECESSED PLANK PANEL SHUTTERS
- THEME SPECIFIC GARAGE DOOR
- PROFILE TILE GUTTER
- CONCRETE TILE ROOFING - LOW PROFILE "S"

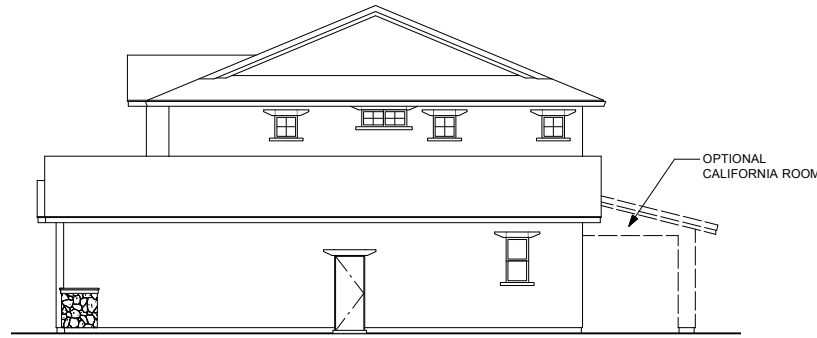
INDICATES RECESS

| COLOR SCHEMES   | SCHEME aa                       | SCHEME bb                             | SCHEME cc                             |
|---|---------------------------------|---------------------------------------|---------------------------------------|
| <b>ROOF</b><br>Concrete Low Profile                                   | 2645<br>SUNRISE BLEND           | 2773<br>WALNUT CREEK BLEND            | 2723<br>ADOBE BLEND                   |
| <b>TRIM COLOR #1</b><br>Corbels<br>Columns<br>Eaves<br>Fascia<br>Trim | KM 4647-2<br>PONY TAIL          | KM 4599-2<br>FOSSIL                   | 216<br>MALIBU BEIGE                   |
| <b>TRIM COLOR #2</b><br>Garage Door                                   | KM 4553-3<br>BRAUN              | KM 5761-5<br>COLUSA WETLANDS          | KM 5799-5<br>DOWNTOWN BENNY BROWN     |
| <b>BODY COLOR</b><br>Stucco   | KM 4629-3<br>TRADING POST       | KM 5733-3<br>SONORA HILLS             | KM 5712-3<br>COOKIE CRUMB             |
| <b>ACCENT COLOR</b><br>Entry Door<br>Shutters                         | KM 4810-3<br>APPALACHIAN FOREST | KM 4924-5<br>THUNDERSTRUCK            | KM 4952-5<br>POMPEII RUINS            |
| <b>ROOF TILE</b> Eagle  | <b>PAINT</b> Kelly Moore        | <b>STONE</b> Environmental Stoneworks | <b>BRICK</b> Environmental Stoneworks |



**FRONT ELEVATION "A"  
(ITALIANATE)**

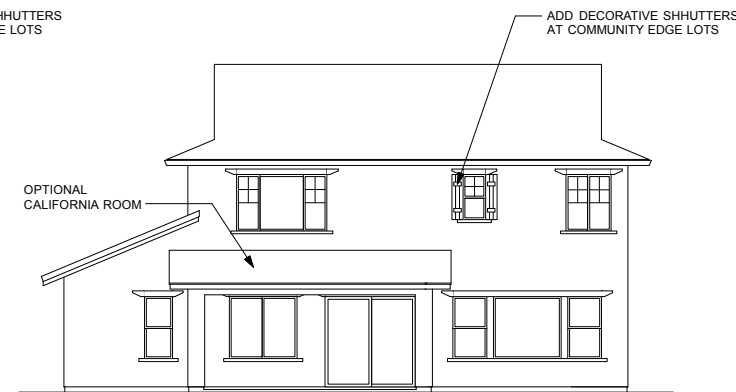
**PLAN 2  
AVIANO 6000  
Antioch, California**



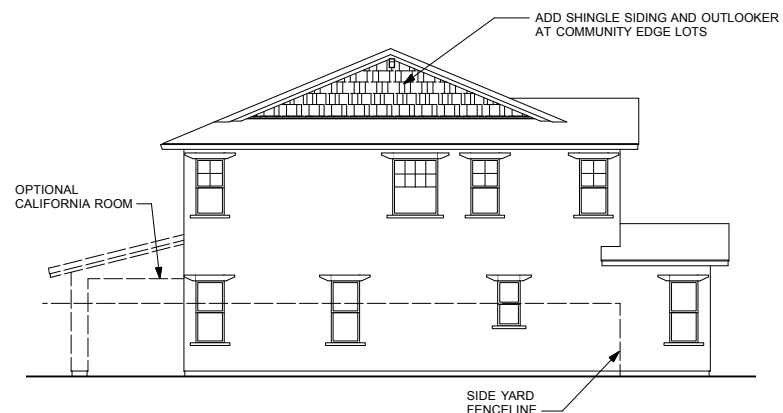
**RIGHT SIDE "B"**



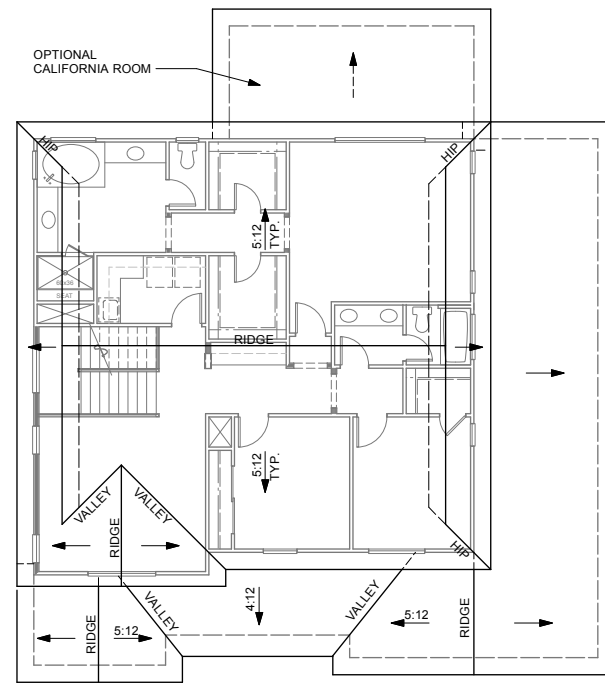
**REAR "B"**



**REAR "B"  
(OPT. CALIFORNIA ROOM)**



**LEFT SIDE "B"**



**ROOF PLAN "B"**

**CRAFTSMAN**

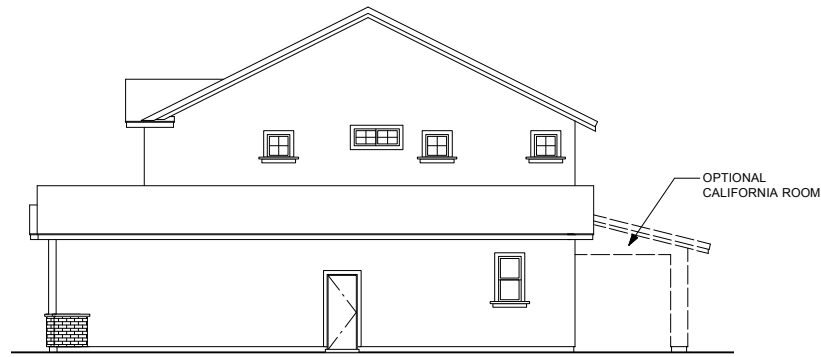
- STUCCO SIDING
- STUCCO O/ FOAM TRIM AT AREAS OF STUCCO SIDING
- SHINGLE SIDING AT GABLE ENDS
- WOOD TRIM AT AREAS OF LAP SIDING
- WOOD POSTS & OUTLOOKERS
- CULTURED STONE VENEER
- THEME SPECIFIC GARAGE DOOR
- CONCRETE TILE ROOFING -
- "SHAKE" PROFILE

INDICATES RECESS

| COLOR SCHEMES   | SCHEME dd                            | SCHEME ee                   | SCHEME ff                    |
|---|--------------------------------------|-----------------------------|------------------------------|
| <b>ROOF</b><br>Concrete Shake   | 5690<br>PEWTER BRONZE BLEND          | 5502<br>ARCADIA             | 5687<br>GRAY BROWN RANGE     |
| <b>TRIM COLOR #1</b><br>Corbels<br>Eaves<br>Fascia<br>Garage Door<br>Outlookers<br>Posts  | KM A75-5<br>CELLAR DOOR              | KM 5748-5<br>NATURE'S GATE  | KM 4820-5<br>CANNON BALL     |
| <b>TRIM COLOR #2</b><br>Shingle Siding @ Gables<br>Trim   | KM 5759-2<br>TOWNHOUSE TAUPE         | KM 4602-3<br>PIE SAFE       | KM 4748-3<br>WESTERN RESERVE |
| <b>BODY COLOR</b><br>Corner Boards<br>Lap Siding<br>Stucco  | KM 5741-3<br>CRICKET'S CROSS         | HLS 4277-2<br>COTSWOLD DILL | KM W31-1<br>FRANKLY EARNEST  |
| <b>ACCENT COLOR</b><br>Entry Door<br>Shutters   | KM A59-5<br>SECOND NATURE            | KM A76-5<br>LOG CABIN       | KM A68-5<br>LEATHER SATCHEL  |
| <b>STONE</b>  | 50% EVERGREEN 50% GREY<br>FIELDSTONE | SEMILLION<br>FIELDSTONE     | ASPEN<br>FIELDSTONE          |
| <b>ROOF TILE:</b> Eagle <b>PAINT:</b> Kelly Moore <b>STONE:</b> Environmental Stoneworks <b>BRICK:</b> Environmental Stoneworks |                                      |                             |                              |



**FRONT ELEVATION "B"  
(CRAFTSMAN)**



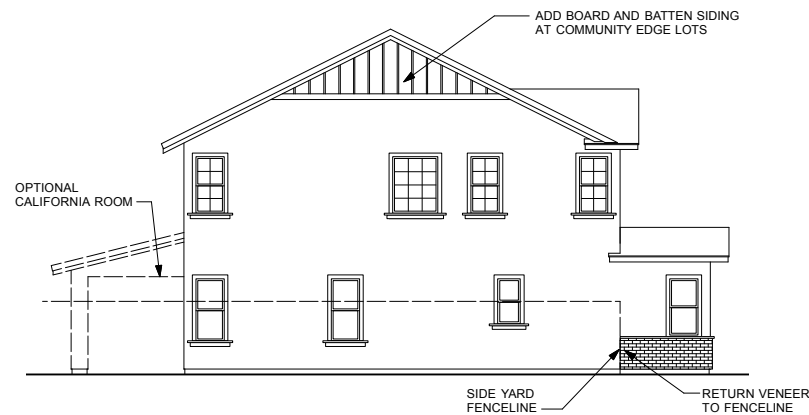
**RIGHT SIDE "C"**



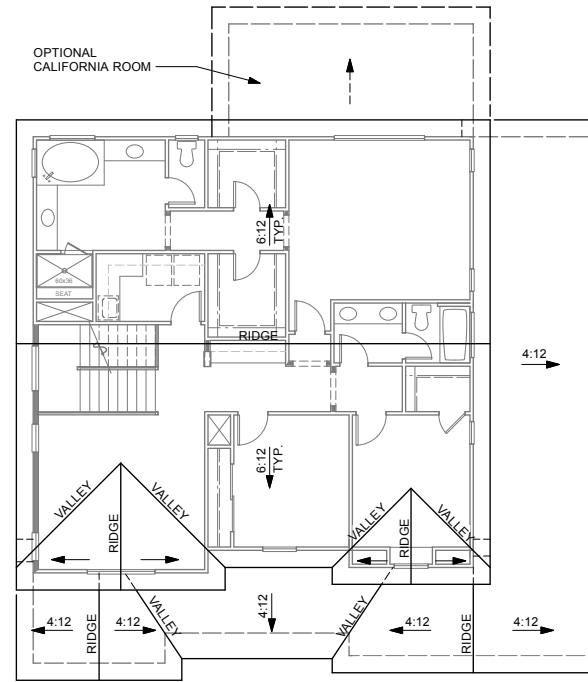
**REAR "C"**



**REAR "C"  
(OPT. CALIFORNIA ROOM)**



**LEFT SIDE "C"**



**ROOF PLAN "C"**

**FARMHOUSE**

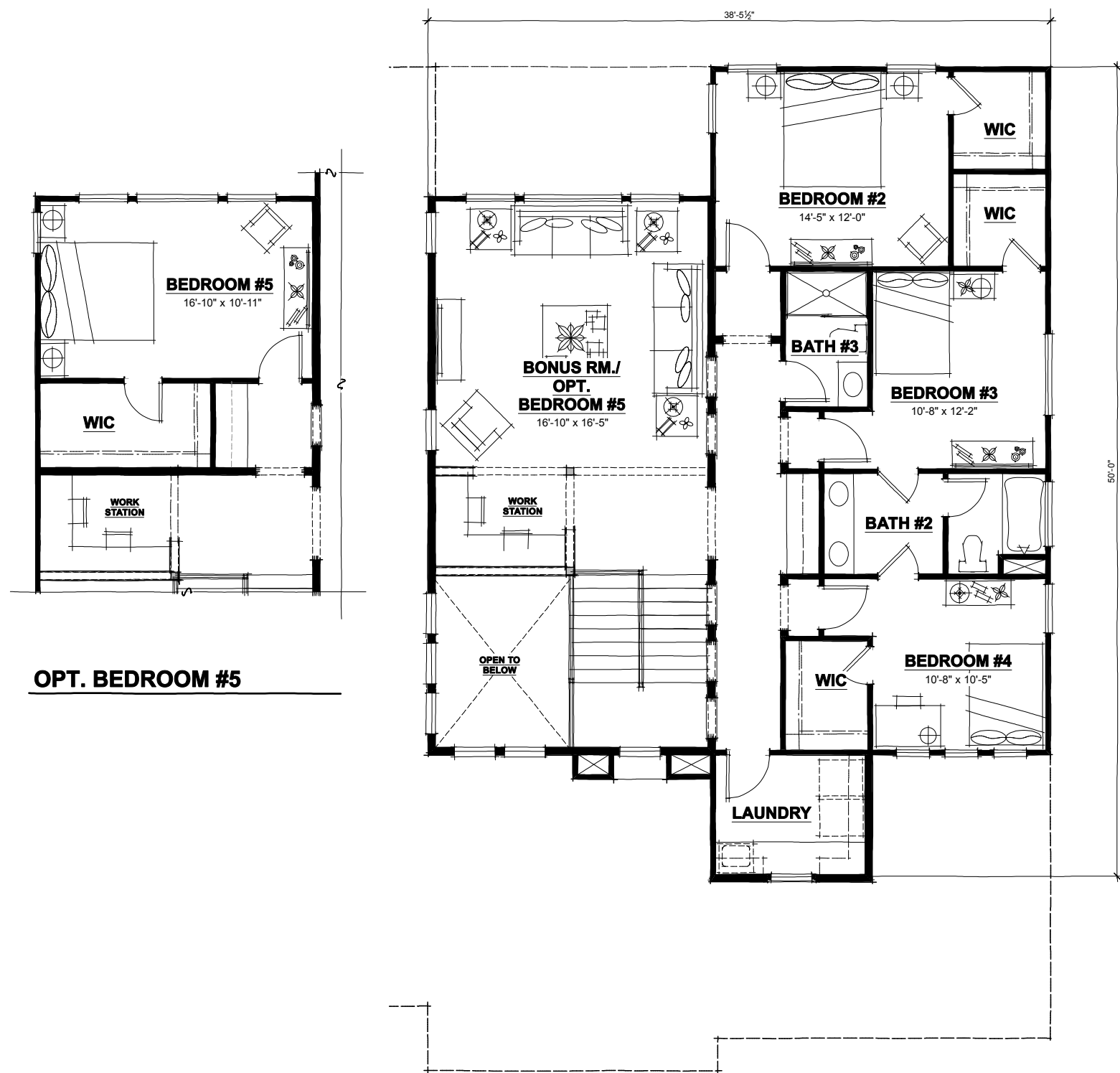
- STUCCO SIDING
- STUCCO OVER FOAM TRIM AT STUCCO SIDING
- BOARD AND BATTEN SIDING AT GABLE ENDS
- WOOD TRIM AT BOARD AND BATTEN SIDING
- WOOD POSTS WITH KICKERS
- DECORATIVE PLANK SHUTTERS
- THEME SPECIFIC GARAGE DOOR
- CONCRETE TILE ROOFING - "SLATE" PROFILE

INDICATES RECESS

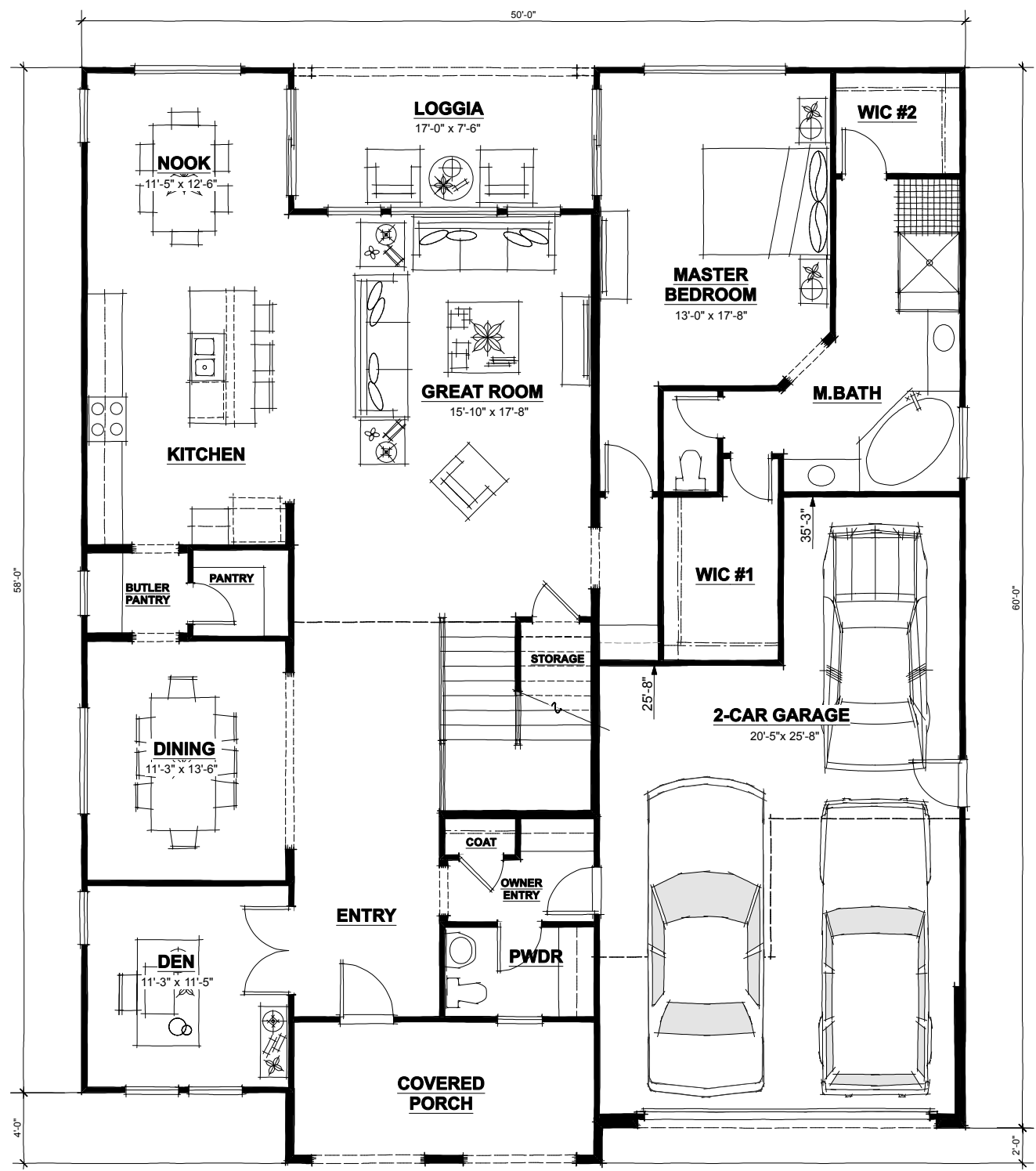
| COLOR SCHEMES  | SCHEME gg                    | SCHEME hh                              | SCHEME ii                              |
|--|------------------------------|--|--|
| <b>ROOF</b><br>Concrete Slate  | 4634<br>KINGS CANYON BLEND   | 4687<br>GRAY BROWN RANGE               | SCB 8805<br>SEATTLE BLEND              |
| <b>TRIM COLOR</b><br>Eaves<br>Fascia<br>Garage Door<br>Louvered Vents<br>Posts<br>Trim | KM 4731-1<br>GRASS SKIRT     | KM W31-1<br>FRANKLY EARNEST            | HLS 4286-1<br>ALHAMBRA CREAM           |
| <b>BODY COLOR #1</b><br>Board & Batten<br>Corner Boards<br>Lap Siding                  | KM 4526-5<br>COFFEE BAR      | KM 5747-3<br>SUGAR PINE                | KM 4587-3<br>SMOKY TOPAZ               |
| <b>BODY COLOR #2</b><br>Stucco   | KM 5764-3<br>MENDOCINO HILLS | KM 4580-2<br>FOGGY NIGHT               | KM 5828-2<br>BIG BAND                  |
| <b>ACCENT COLOR</b><br>Entry Door<br>Shutters  | KM A62-5<br>PARKVIEW         | KM A69-5<br>ROASTED KONA               | KM A84-5<br>STARLIT EVE                |
| <b>BRICK</b>   | NEW ORLEANS<br>TUMBLE BRICK  | PEPPER<br>TUMBLE CAST BRICK            | HIGH DESERT<br>CLEAN BRICK             |
| <b>ROOF TILE:</b> Eagle  | <b>PAINT:</b> Kelly Moore    | <b>STONE:</b> Environmental Stoneworks | <b>BRICK:</b> Environmental Stoneworks |



**FRONT ELEVATION "C"  
(FARMHOUSE)**



**SECOND FLOOR PLAN (1380 S.F.)**



**FIRST FLOOR PLAN (2096 S.F.; 3476 TOTAL S.F.)**

**OPT. BEDROOM #5**



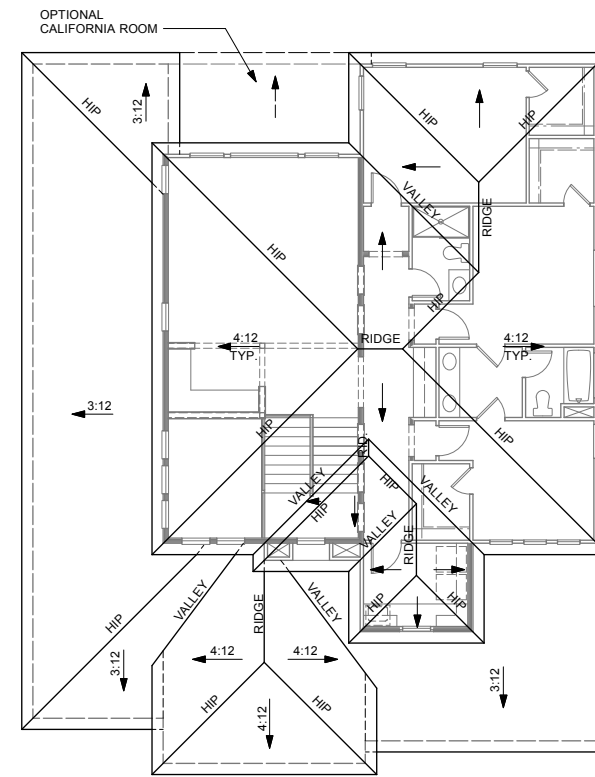
**RIGHT SIDE "A"**



**REAR "A"**



**REAR "A"  
(OPT. CALIFORNIA ROOM)**



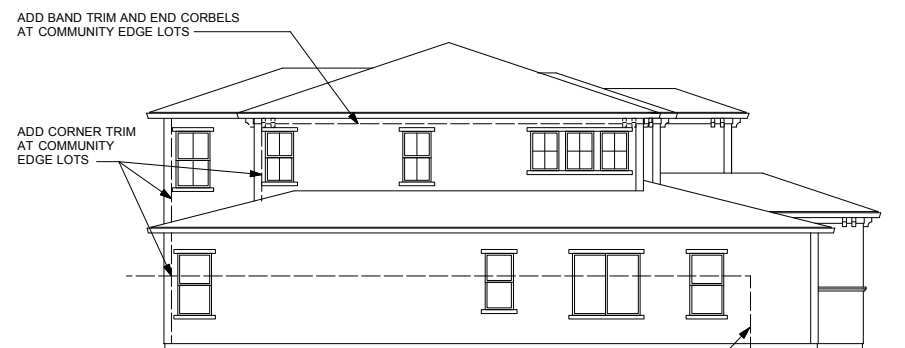
**ROOF PLAN "A"**

**ITALIANATE**

- STUCCO SIDING
- STUCCO OVER FOAM TRIM
- STUCCO FRIEZE W/ CORBELS
- THEME SPECIFIC GARAGE DOOR
- PROFILE TILE GUTTER
- CONCRETE TILE ROOFING - LOW PROFILE "S"

INDICATES RECESS

| COLOR SCHEMES   | SCHEME aa                       | SCHEME bb                    | SCHEME cc                         |
|---|---------------------------------|------------------------------|-----------------------------------|
| <b>ROOF</b><br>Concrete Low Profile   | 2645<br>SUNRISE BLEND           | 2773<br>WALNUT CREEK BLEND   | 2723<br>ADOBE BLEND               |
| <b>TRIM COLOR #1</b><br>Corbels<br>Columns<br>Eaves<br>Fascia<br>Trim   | KM 4647-2<br>PONY TAIL          | KM 4599-2<br>FOSSIL          | 216<br>MALIBU BEIGE               |
| <b>TRIM COLOR #2</b><br>Garage Door   | KM 4553-3<br>BRAUN              | KM 5761-5<br>COLUSA WETLANDS | KM 5799-5<br>DOWNTOWN BENNY BROWN |
| <b>BODY COLOR</b><br>Stucco   | KM 4629-3<br>TRADING POST       | KM 5733-3<br>SONORA HILLS    | KM 5712-3<br>COOKIE CRUMB         |
| <b>ACCENT COLOR</b><br>Entry Door<br>Shutters   | KM 4810-3<br>APPALACHIAN FOREST | KM 4924-5<br>THUNDERSTRUCK   | KM 4952-5<br>POMPEII RUINS        |
| <b>ROOF TILE:</b> Eagle <b>PAINT:</b> Kelly Moore <b>STONE:</b> Environmental Stoneworks <b>BRICK:</b> Environmental Stoneworks |                                 |                              |                                   |

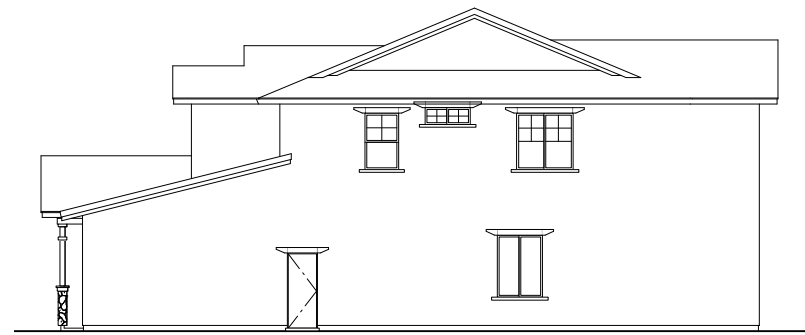


**LEFT SIDE "A"**



**FRONT ELEVATION "A"  
(ITALIANATE)**

**PLAN 3  
AVIANO 6000  
Antioch, California**



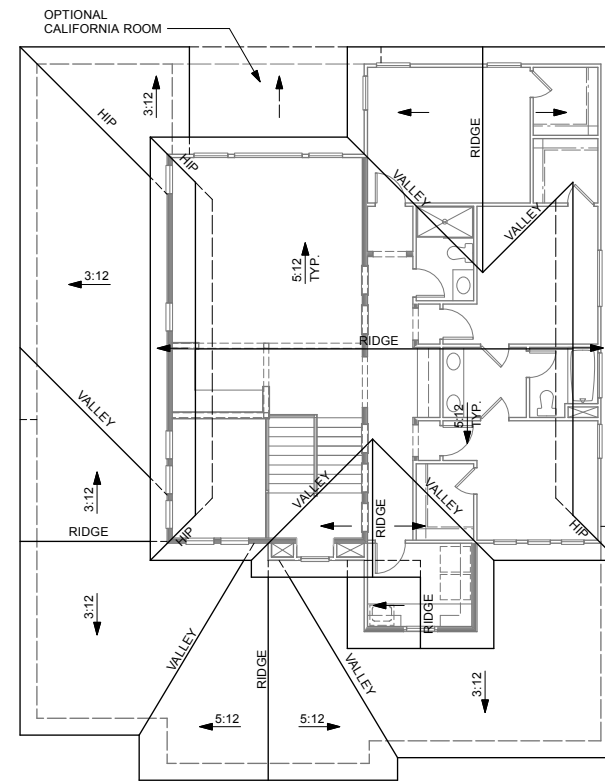
**RIGHT SIDE "B"**



**REAR "B"**



**REAR "B"  
(OPT. CALIFORNIA ROOM)**



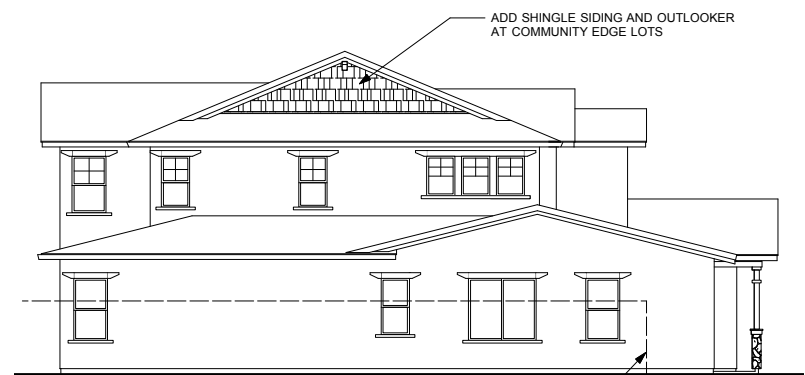
**ROOF PLAN "B"**

**CRAFTSMAN**

- STUCCO SIDING
- STUCCO O/ FOAM TRIM AT AREAS OF STUCCO SIDING
- LAP SIDING AT SELECT AREAS
- WOOD TRIM AT AREAS OF LAP SIDING
- SHINGLE SIDING AT GABLE ENDS
- WOOD POSTS & OUTLOOKERS
- CULTURED STONE VENEER
- THEME SPECIFIC GARAGE DOOR
- CONCRETE TILE ROOFING - "SHAKE" PROFILE

INDICATES RECESS

| COLOR SCHEMES   | SCHEME dd                            | SCHEME ee                   | SCHEME ff                    |
|---|--------------------------------------|-----------------------------|------------------------------|
| <b>ROOF</b><br>Concrete Shake   | 5690<br>PEWTER BRONZE BLEND          | 5502<br>ARCADIA             | 5687<br>GRAY BROWN RANGE     |
| <b>TRIM COLOR #1</b><br>Corbels<br>Eaves<br>Fascia<br>Garage Door<br>Outlookers<br>Posts                                    | KM A75-5<br>CELLAR DOOR              | KM 5748-5<br>NATURE'S GATE  | KM 4820-5<br>CANNON BALL     |
| <b>TRIM COLOR #2</b><br>Shingle Siding @ Gables<br>Trim   | KM 5759-2<br>TOWNHOUSE TAUPE         | KM 4602-3<br>PIE SAFE       | KM 4748-3<br>WESTERN RESERVE |
| <b>BODY COLOR</b><br>Corner Boards<br>Lap Siding<br>Stucco  | KM 5741-3<br>CRICKET'S CROSS         | HLS 4277-2<br>COTSWOLD DILL | KM W31-1<br>FRANKLY EARNEST  |
| <b>ACCENT COLOR</b><br>Entry Door<br>Shutters   | KM A59-5<br>SECOND NATURE            | KM A76-5<br>LOG CABIN       | KM A68-5<br>LEATHER SATCHEL  |
| <b>STONE</b>  | 50% EVERGREEN 50% GREY<br>FIELDSTONE | SEMILLION<br>FIELDSTONE     | ASPEN<br>FIELDSTONE          |
| <b>ROOF TILE</b> Eagle <b>PAINT</b> Kelly Moore <b>STONE</b> Environmental Stoneworks <b>BRICK</b> Environmental Stoneworks |                                      |                             |                              |

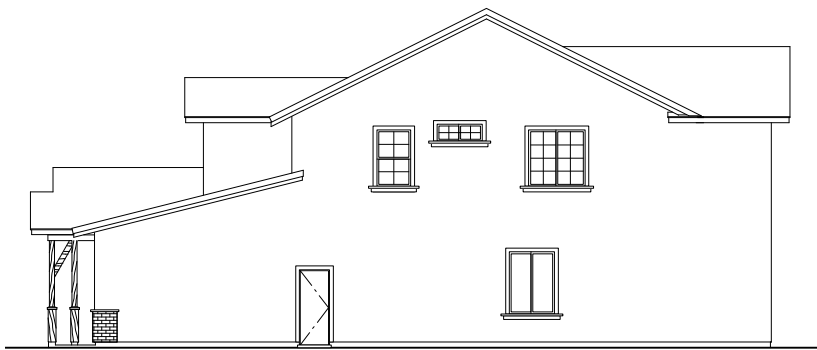


**LEFT SIDE "B"**

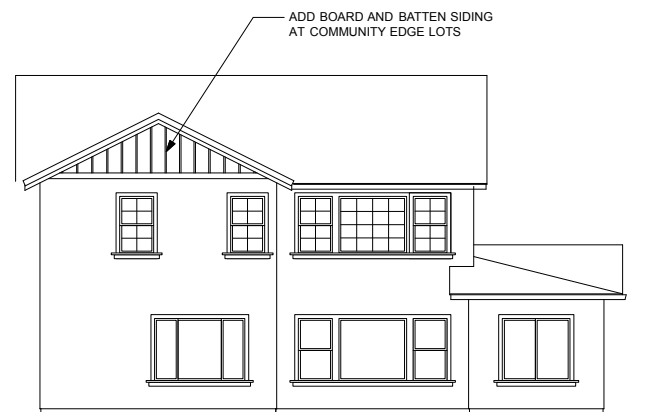


**FRONT ELEVATION "B"  
(CRAFTSMAN)**

**PLAN 3  
AVIANO 6000  
Antioch, California**



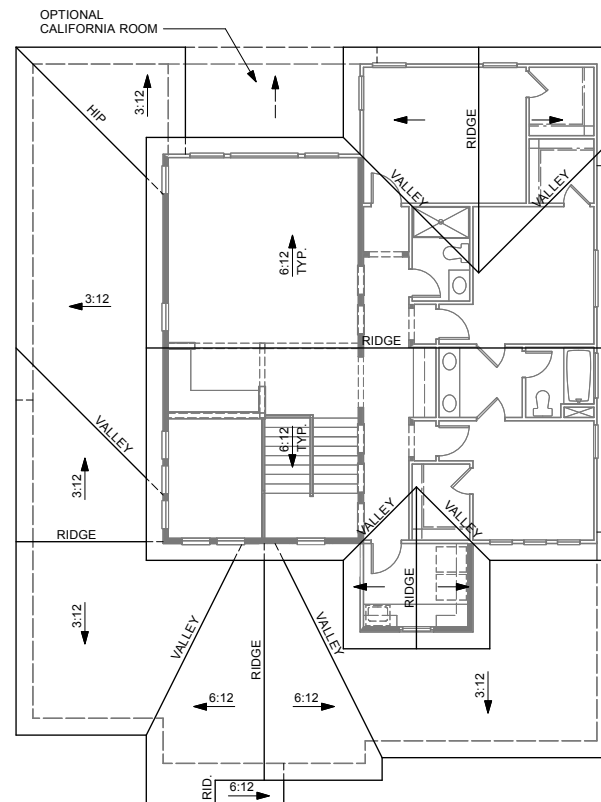
**RIGHT SIDE "C"**



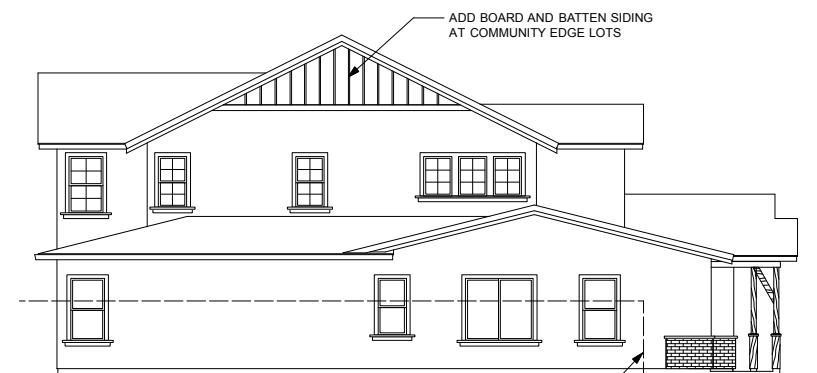
**REAR "C"**



**REAR "C"  
(OPT. CALIFORNIA ROOM)**



**ROOF PLAN "C"**



**LEFT SIDE "C"**



**FRONT ELEVATION "C"  
(FARMHOUSE)**

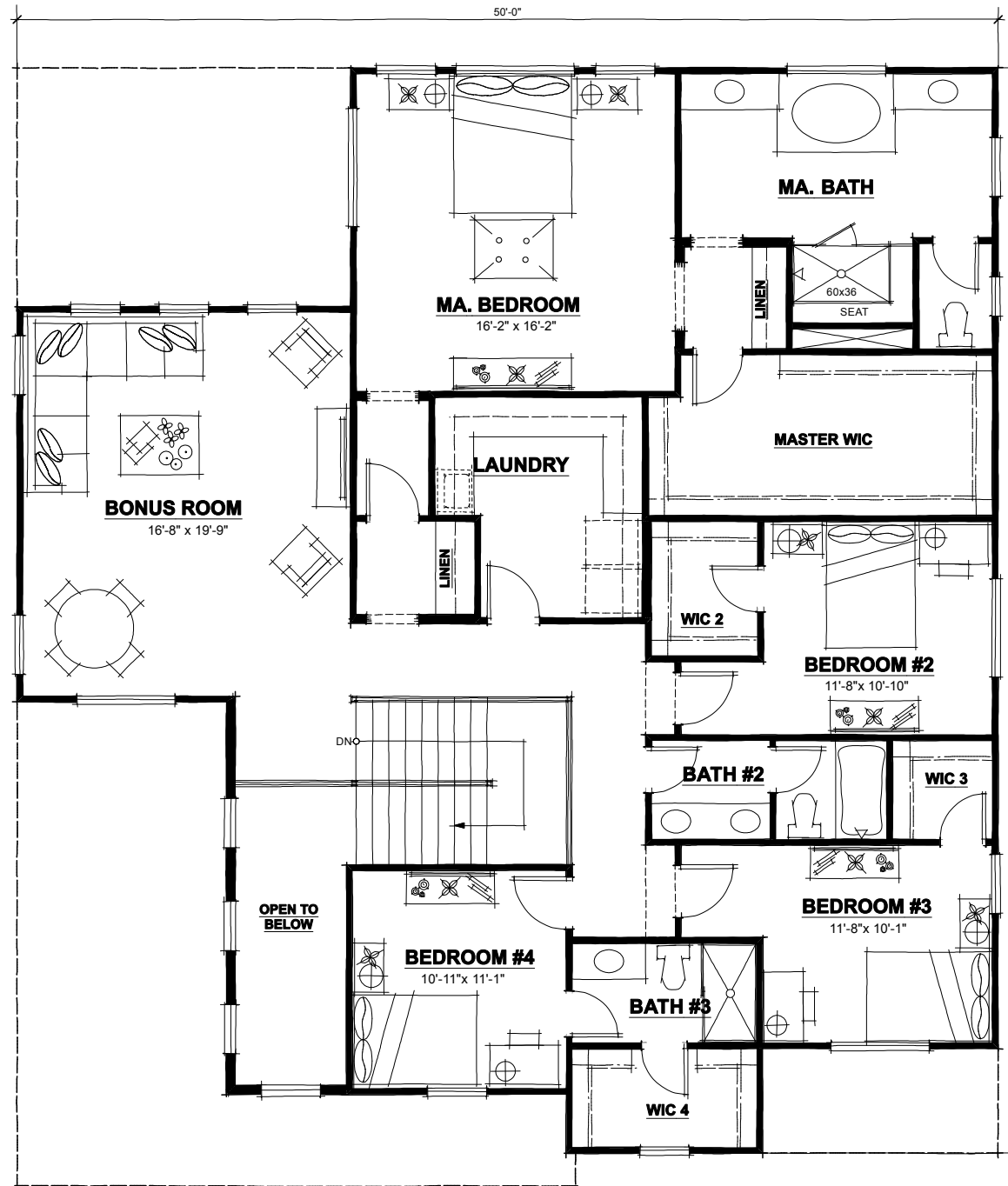
**FARMHOUSE**

- STUCCO SIDING
- STUCCO OVER FOAM TRIM AT STUCCO SIDING
- BOARD AND BATTEN SIDING AT GABLE ENDS & SELECT AREAS
- WOOD TRIM AT BOARD AND BATTEN SIDING
- WOOD POSTS WITH KICKERS
- THEME SPECIFIC GARAGE DOOR
- CULTURED THIN BRICK VENEER
- CONCRETE TILE ROOFING - "SLATE" PROFILE

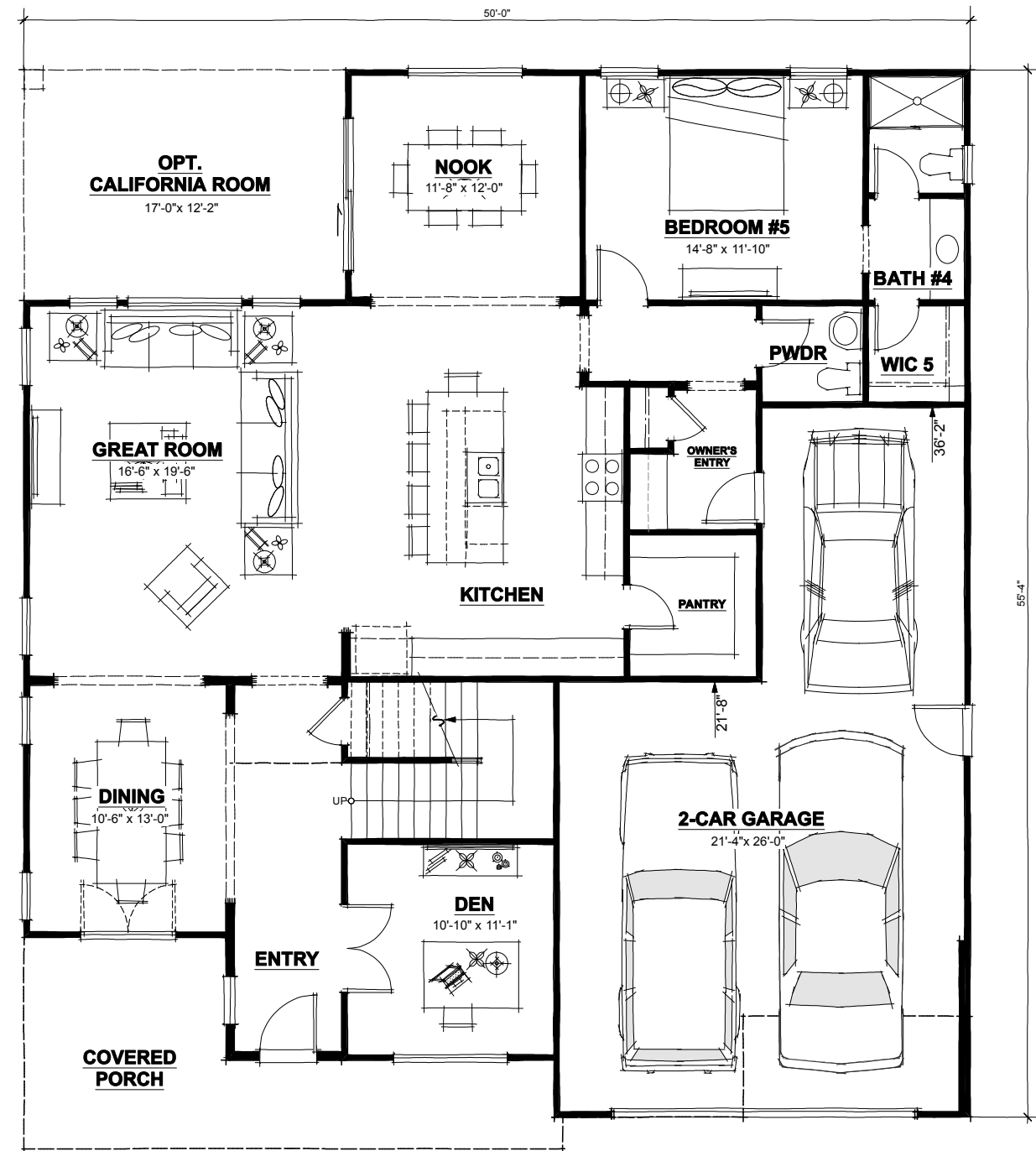
INDICATES RECESS

| COLOR SCHEMES   | SCHEME gg   | SCHEME hh                    | SCHEME ii   |
|---|---|------------------------------|---|
| <b>ROOF</b>   | Concrete Slate<br>4634<br>KINGS CANYON BLEND                      | 4687<br>GRAY BROWN RANGE     | SCB 8805<br>SEATTLE BLEND                                       |
| <b>TRIM COLOR</b>   | Eaves<br>Fascia<br>Garage Door<br>Louvered Vents<br>Posts<br>Trim | KM 4731-1<br>GRASS SKIRT     | KM W31-1<br>FRANKLY EARNEST<br><br>HLS 4286-1<br>ALHAMBRA CREAM |
| <b>BODY COLOR #1</b>  | Board & Batten<br>Corner Boards<br>Lap Siding                     | KM 4526-5<br>COFFEE BAR      | KM 5747-3<br>SUGAR PINE<br><br>KM 4587-3<br>SMOKY TOPAZ         |
| <b>BODY COLOR #2</b>  | Stucco  | KM 5764-3<br>MENDOCINO HILLS | KM 4580-2<br>FOGGY NIGHT<br><br>KM 5828-2<br>BIG BAND           |
| <b>ACCENT COLOR</b>   | Entry Door<br>Shutters  | KM A62-5<br>PARKVIEW         | KM A69-5<br>ROASTED KONA<br><br>KM A84-5<br>STARLIT EVE         |
| <b>BRICK</b>  | NEW ORLEANS<br>TUMBLE BRICK                                       | PEPPER<br>TUMBLE CAST BRICK  | HIGH DESERT<br>CLEAN BRICK                                      |
| <b>ROOF TILE</b> Eagle <b>PAINT</b> Kelly Moore <b>STONE</b> Environmental Stoneworks <b>BRICK</b> Environmental Stoneworks |   |                              |   |

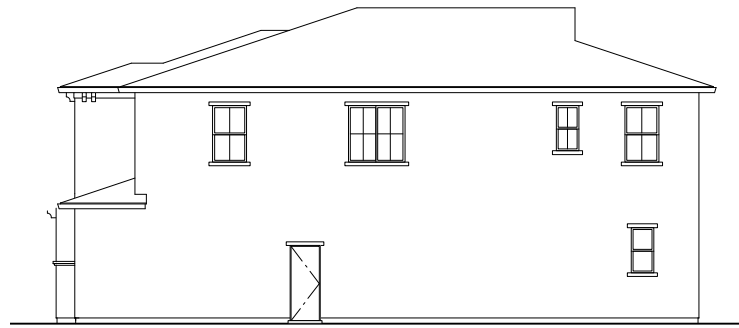




**SECOND FLOOR PLAN (2011 S.F.)**



**FIRST FLOOR PLAN (1747 S.F.; 3758 TOTAL S.F.)**



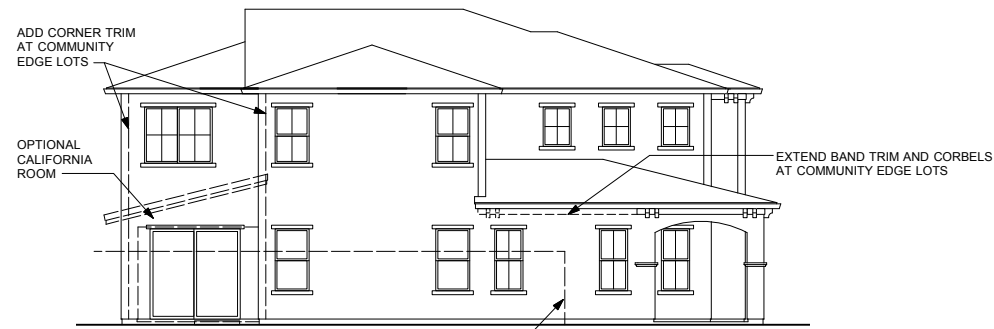
**RIGHT SIDE "A"**



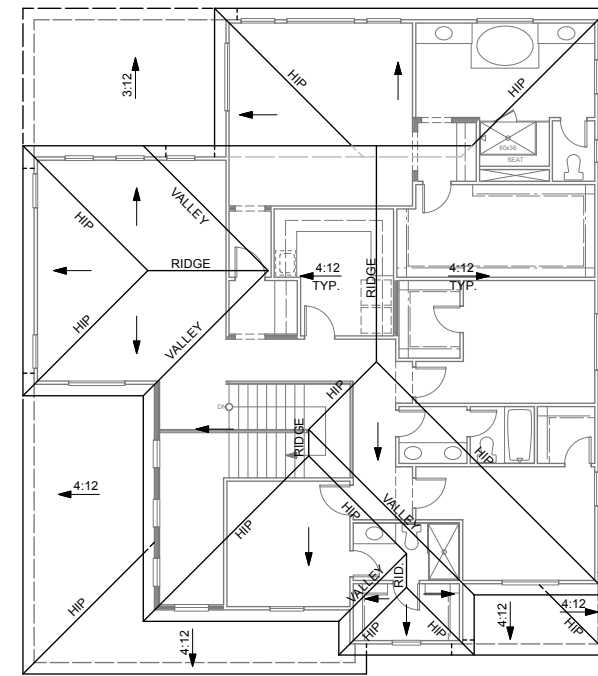
**REAR "A"**



**REAR "A"  
(OPT. CALIFORNIA ROOM)**



**LEFT SIDE "A"**



**ROOF PLAN "A"**

**ITALIANATE**

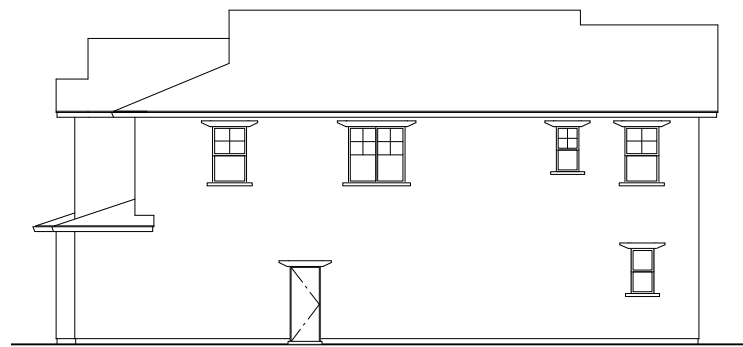
- STUCCO SIDING
- STUCCO OVER FOAM TRIM
- STUCCO FRIEZE W/ CORBELS
- RECESSED PLANK PANEL SHUTTERS
- THEME SPECIFIC GARAGE DOOR
- PROFILE TILE GUTTER
- CONCRETE TILE ROOFING - LOW PROFILE "S"

INDICATES RECESS

| COLOR SCHEMES   | SCHEME aa                       | SCHEME bb                    | SCHEME cc                         |
|---|---------------------------------|------------------------------|-----------------------------------|
| <b>ROOF</b><br>Concrete Low Profile   | 2645<br>SUNRISE BLEND           | 2773<br>WALNUT CREEK BLEND   | 2723<br>ADOBE BLEND               |
| <b>TRIM COLOR #1</b><br>Corbels<br>Columns<br>Eaves<br>Fascia<br>Trim   | KM 4647-2<br>PONY TAIL          | KM 4599-2<br>FOSSIL          | 216<br>MALIBU BEIGE               |
| <b>TRIM COLOR #2</b><br>Garage Door   | KM 4553-3<br>BRAUN              | KM 5761-5<br>COLUSA WETLANDS | KM 5799-5<br>DOWNTOWN BENNY BROWN |
| <b>BODY COLOR</b><br>Stucco   | KM 4629-3<br>TRADING POST       | KM 5733-3<br>SONORA HILLS    | KM 5712-3<br>COOKIE CRUMB         |
| <b>ACCENT COLOR</b><br>Entry Door<br>Shutters   | KM 4810-3<br>APPALACHIAN FOREST | KM 4924-5<br>THUNDERSTRUCK   | KM 4952-5<br>POMPEII RUINS        |
| <b>ROOF TILE:</b> Eagle <b>PAINT:</b> Kelly Moore <b>STONE:</b> Environmental Stoneworks <b>BRICK:</b> Environmental Stoneworks |                                 |                              |                                   |



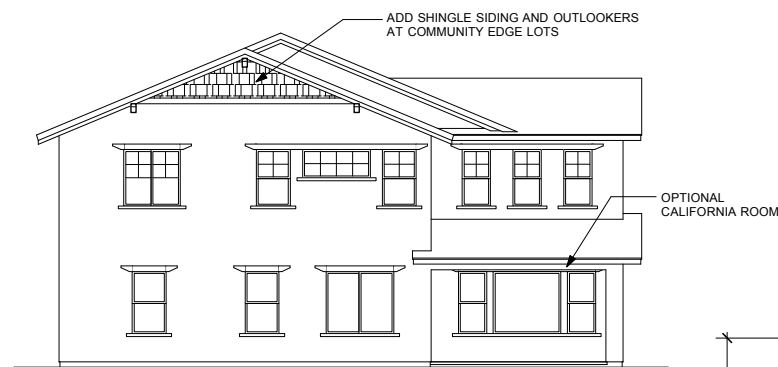
**FRONT ELEVATION "A"  
(ITALIANATE)**



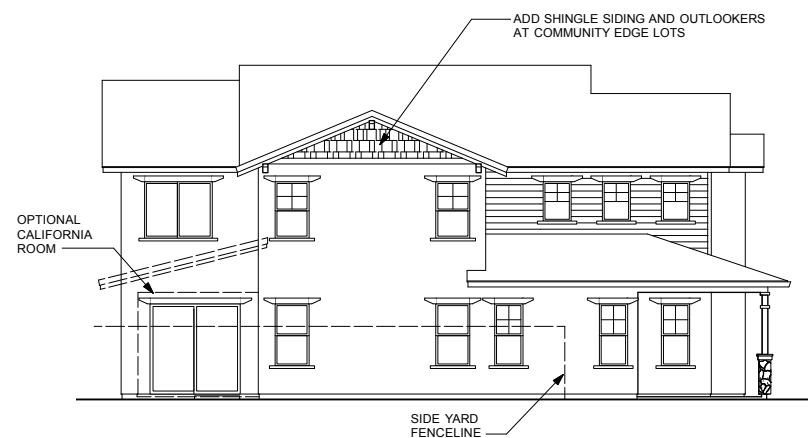
**RIGHT SIDE "B"**



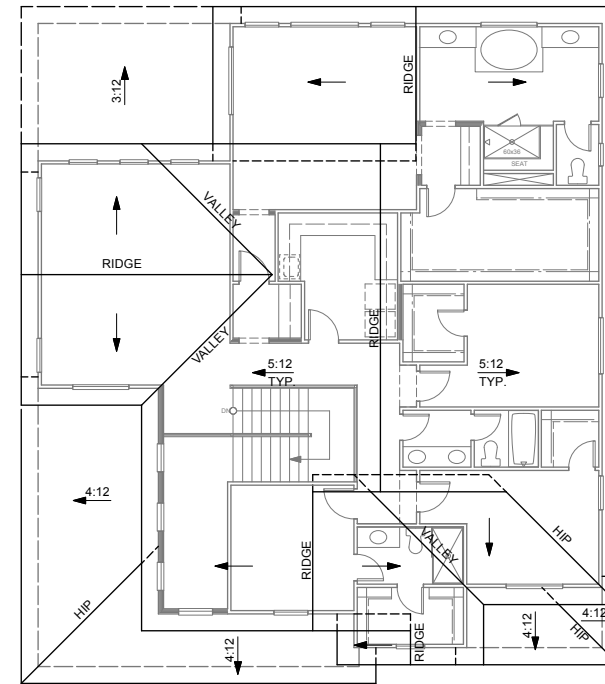
**REAR "B"**



**REAR "B"  
(OPT. CALIFORNIA ROOM)**



**LEFT SIDE "B"**



**ROOF PLAN "B"**

**CRAFTSMAN**

- STUCCO SIDING
- STUCCO O/ FOAM TRIM AT AREAS OF STUCCO SIDING
- LAP SIDING AT SELECT AREAS
- WOOD TRIM AT AREAS OF LAP SIDING
- SHINGLE SIDING AT GABLE ENDS
- WOOD POSTS & OUTLOOKERS
- CULTURED STONE VENEER
- THEME SPECIFIC GARAGE DOOR
- CONCRETE TILE ROOFING - "SHAKE" PROFILE

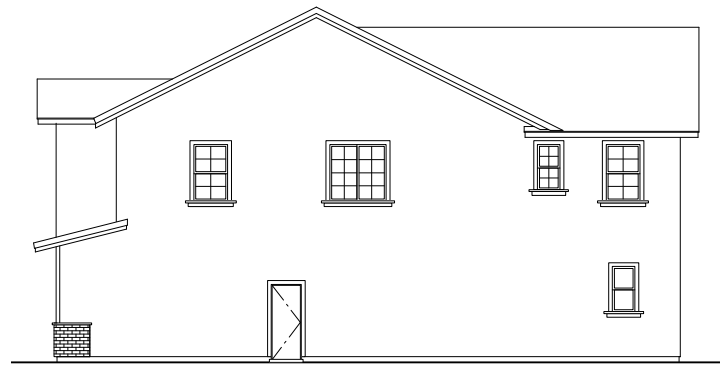
INDICATES RECESS

| COLOR SCHEMES   | SCHEME dd                            | SCHEME ee                   | SCHEME ff                    |
|---|--------------------------------------|-----------------------------|------------------------------|
| <b>ROOF</b><br>Concrete Shake   | 5690<br>PEWTER BRONZE BLEND          | 5502<br>ARCADIA             | 5687<br>GRAY BROWN RANGE     |
| <b>TRIM COLOR #1</b><br>Corbels<br>Eaves<br>Fascia<br>Garage Door<br>Outlookers<br>Posts  | KM A75-5<br>CELLAR DOOR              | KM 5748-5<br>NATURE'S GATE  | KM 4820-5<br>CANNON BALL     |
| <b>TRIM COLOR #2</b><br>Shingle Siding @ Gables<br>Trim   | KM 5759-2<br>TOWNHOUSE TAUPE         | KM 4602-3<br>PIE SAFE       | KM 4748-3<br>WESTERN RESERVE |
| <b>BODY COLOR</b><br>Corner Boards<br>Lap Siding<br>Stucco  | KM 5741-3<br>CRICKET'S CROSS         | HLS 4277-2<br>COTSWOLD DILL | KM W31-1<br>FRANKLY EARNEST  |
| <b>ACCENT COLOR</b><br>Entry Door<br>Shutters   | KM A59-5<br>SECOND NATURE            | KM A76-5<br>LOG CABIN       | KM A68-5<br>LEATHER SATCHEL  |
| <b>STONE</b>  | 50% EVERGREEN 50% GREY<br>FIELDSTONE | SEMILLION<br>FIELDSTONE     | ASPEN<br>FIELDSTONE          |
| <b>ROOF TILE:</b> Eagle <b>PAINT:</b> Kelly Moore <b>STONE:</b> Environmental Stoneworks <b>BRICK:</b> Environmental Stoneworks |                                      |                             |                              |



**FRONT ELEVATION "B"  
(CRAFTSMAN)**

**PLAN 4  
AVIANO 6000  
Antioch, California**



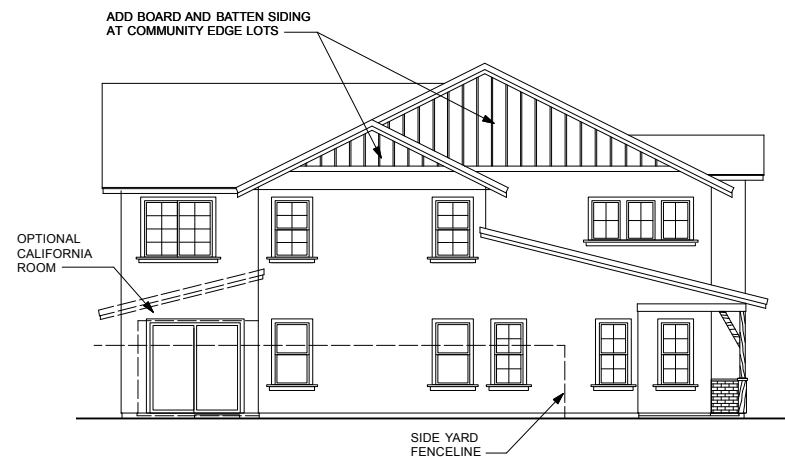
**RIGHT SIDE "C"**



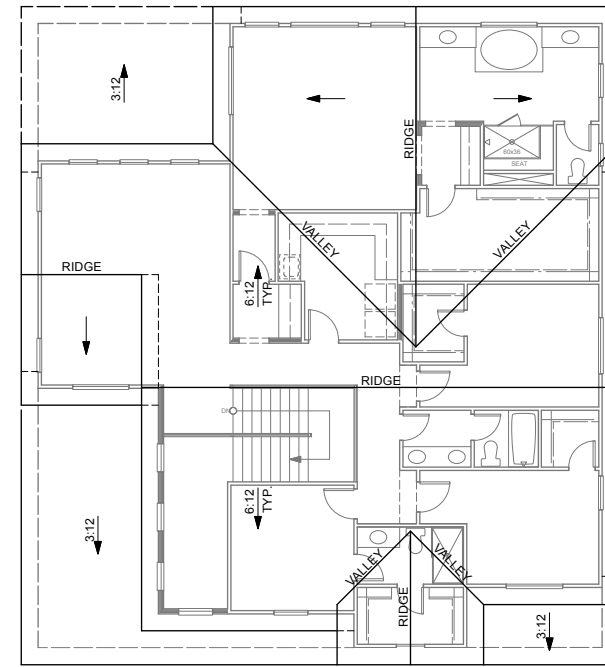
**REAR "C"**



**REAR "C"  
(OPT. CALIFORNIA ROOM)**



**LEFT SIDE "C"**



**ROOF PLAN "C"**



**FRONT ELEVATION "C"  
(FARMHOUSE)**

**FARMHOUSE**

- STUCCO SIDING
- STUCCO OVER FOAM TRIM AT STUCCO SIDING
- BOARD AND BATTEN SIDING AT GABLE ENDS & SELECT AREAS
- WOOD TRIM AT BOARD AND BATTEN SIDING
- WOOD POSTS WITH KICKERS
- DECORATIVE PLANK SHUTTERS
- THEME SPECIFIC GARAGE DOOR
- CULTURED THIN BRICK VENEER
- CONCRETE TILE ROOFING - "SLATE" PROFILE

INDICATES RECESS

| COLOR SCHEMES   | SCHEME gg                    | SCHEME hh                   | SCHEME ii                    |
|---|------------------------------|-----------------------------|------------------------------|
| <b>ROOF</b><br>Concrete Slate   | 4634<br>KINGS CANYON BLEND   | 4687<br>GRAY BROWN RANGE    | SCB 8805<br>SEATTLE BLEND    |
| <b>TRIM COLOR</b><br>Eaves<br>Fascia<br>Garage Door<br>Louvered Vents<br>Posts<br>Trim  | KM 4731-1<br>GRASS SKIRT     | KM W31-1<br>FRANKLY EARNEST | HLS 4286-1<br>ALHAMBRA CREAM |
| <b>BODY COLOR #1</b><br>Board & Batten<br>Corner Boards<br>Lap Siding   | KM 4526-5<br>COFFEE BAR      | KM 5747-3<br>SUGAR PINE     | KM 4587-3<br>SMOKY TOPAZ     |
| <b>BODY COLOR #2</b><br>Stucco  | KM 5764-3<br>MENDOCINO HILLS | KM 4580-2<br>FOGGY NIGHT    | KM 5828-2<br>BIG BAND        |
| <b>ACCENT COLOR</b><br>Entry Door<br>Shutters   | KM A62-5<br>PARKVIEW         | KM A69-5<br>ROASTED KONA    | KM A84-5<br>STARLIT EVE      |
| <b>BRICK</b>  | NEW ORLEANS<br>TUMBLE BRICK  | PEPPER<br>TUMBLE CAST BRICK | HIGH DESERT<br>CLEAN BRICK   |
| <b>ROOF TILE:</b> Eagle <b>PAINT:</b> Kelly Moore <b>STONE:</b> Environmental Stoneworks <b>BRICK:</b> Environmental Stoneworks |                              |                             |                              |