

PROPOSED BUILDING LOCATION



PROPOSED BUILDING SPECIFICATIONS:
EXTERIOR PANEL COLOR - LIGHT STONE



TRIM COLOR TO BE BURNISHED SLATE BY MANUFACTURER

EXAMPLE PHOTOS (DIFFERENT FACILITY)



THE INFORMATION CONTAINED IN THIS DRAWING IS THE SOLE PROPERTY OF PACIFIC CONSTRUCTION. ANY REPRODUCTION IN PART OR AS A WHOLE WITHOUT THE WRITTEN PERMISSION OF PACIFIC CONSTRUCTION IS FORBIDDEN

PHOTOS & SPECIFICATIONS

DATE: 01/20/2025

SCALE:


SHEET:

A-1



PACIFIC CONSTRUCTION
4125 S. B STREET STOCKTON, CA 95206

THE INFORMATION CONTAINED IN THIS DRAWING IS THE SOLE PROPERTY OF PACIFIC CONSTRUCTION. ANY REPRODUCTION IN PART OR AS A WHOLE WITHOUT THE WRITTEN PERMISSION OF PACIFIC CONSTRUCTION IS FORBIDDEN



EXISTING SITE PHOTOS

DATE:

SCALE:

SHEET:

A-2

RAB

More sizes, more adjustability, more colors!


A17 economy area lights are now so much MORE.



Available from 50W through 480W models, and with four IES distributions and numerous control options, the A17 gives you the right light for the right application, all without breaking the budget.

7 Lumen Packages

The A17 is available in everything from 7,000 lumens to up to 76,300 lumens, while leading competitors only offer up to 5 lumen packages.




Consistently High Efficacy

Not only does the A17 offer an ultra-high efficacy of up to 175 lm/W, but it delivers high efficacy throughout its entire portfolio.



Mounting Flexibility

With several mounting options available, the A17 can be used throughout various areas for one unified look: parking lots, building façades, adjacent walkways, etc.



100,000 HOUR LED LIFESPAN

IP65 RATING



0-10V DIMMING



FIELD ADJUSTABLE




5-YEAR, LIMITED WARRANTY

RAB's warranty is subject to all terms and conditions found at rablighting.com/warranty

3-Way field adjustability

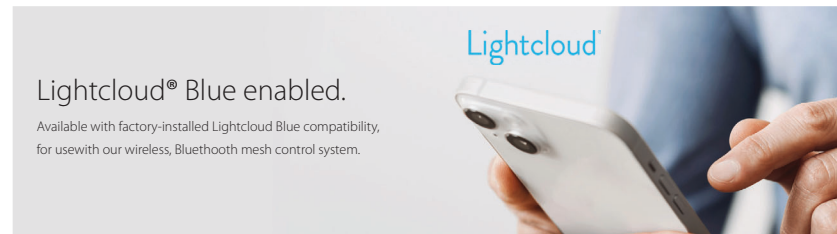
The XFU models of the A17 have three selectable features: 3 selectable wattages, 3 selectable color temperatures, and an on/off twistlock photocell, giving you 18 SKUs in one area light.



Control Accessories

All A17 models are available with various control options and accessories to help qualify for additional utility rebates.

* Remote control required for managing settings of the microwave sensor (A17 with MVS sensor only).



Reversible House Side Shields



Ordering Matrices

Family	Distribution*	Wattage	Mounting	Color Temp	Finish	Voltage Rating	Options
A17	3T Type III 4T Type IV 5T Type V	70 100 150 200 300 375 480	70/100/150W 100/150/200W 150/200/300W 200/300/480W 300/480/200W 375/300/240W 480/400/320W	Blank Universal Pole Mount SF Slipfitter (150W only)	Blank 3000/4000/5000K CCT Adjustable	Blank 120-277V /480V	No Option 3-Pin Receptacle & Shorting Cap 7-Pin Receptacle & Shorting Cap Microwave Motion Sensor Lightcloud Blue Enabled w/PIR Sensor Lightcloud Blue Enabled w/MVS Sensor

*Type II distribution available as special order.

Family	Wattage	Color Temperature	Finish	Voltage Rating	Options	
A17XFU	150 300	150/100/70W 300/240/200W	Blank 3000/4000/5000K CCT Adjustable	Blank B W Bronze Black White	Blank 120-277V 0-10V Dimming	7-pin Receptacle & Shorting Cap 3-pin Twistlock photocell included Lightcloud Controller Lightcloud Blue Enabled w/PIR Sensor Lightcloud Blue Enabled w/MVS Sensor

A17XFU comes standard with Adjustable Universal Pole Mount, 7-Pin Receptacle with Shorting Cap



THE INFORMATION CONTAINED IN THIS DRAWING IS THE SOLE PROPERTY OF PACIFIC CONSTRUCTION. ANY REPRODUCTION IN PART OR AS A WHOLE WITHOUT THE WRITTEN PERMISSION OF PACIFIC CONSTRUCTION IS FORBIDDEN

EXTERIOR LIGHTING - WALL PACK SPECIFICATION

DATE:

SCALE:

SHEET:

A-3