

ANNOTATED AGENDA

for
May 28, 2013

*CITY COUNCIL MEETING
Regular Meeting/Special Meeting
Including the Antioch City Council
acting as Successor Agency/Housing Successor
to the Antioch Development Agency*

Order of Council vote: AYES:

Council Members Wilson, Rocha, Tiscareno, Agopian and
Mayor Harper

Notice of Availability of Reports

This agenda is a summary of the actions proposed to be taken by the City Council. For almost every agenda item, materials have been prepared by the City staff for the Council's consideration. These materials include staff reports which explain in detail the item before the Council and the reason for the recommendation. The materials may also include resolutions or ordinances which are proposed to be adopted. Other materials, such as maps and diagrams, may also be included. All of these materials are available at the City Clerk's Office, located on the 3rd Floor of City Hall, 200 H Street, Antioch, CA 94509, during normal business hours for inspection and (for a fee) copying. Copies are also made available at the Antioch Public Library for inspection. Questions on these materials may be directed to the staff member who prepared them, or to the City Clerk's Office, who will refer you to the appropriate person.

Notice of Opportunity to Address Council

The public has the opportunity to address the Council on each agenda item. To address the Council, fill out a yellow Speaker Request form, available on each side of the entrance doors, and place in the Speaker Card Tray. See the Speakers' Rules on the inside cover of this Agenda. Comments regarding matters not on this Agenda may be addressed during the "Public Comments" section.

5:32 P.M. ROLL CALL – SPECIAL MEETING – for Council Members/City Council Members acting as Successor Agency/ Housing Successor to the Antioch Development Agency/Public Financing Authority – **Council Members Wilson, Rocha, Tiscareno and Mayor Harper (Council Member Agopian arrived at 5:34 p.m.)**

PLEDGE OF ALLEGIANCE

STUDY SESSION – SPECIAL MEETING

1. PRESENTATION AND DISCUSSION OF BUDGET DEVELOPMENT FOR SPECIAL REVENUE FUNDS, CAPITAL PROJECT FUNDS, INTERNAL SERVICE FUNDS AND ENTERPRISE FUNDS FOR FISCAL YEARS 2013-14 AND THE 5-YEAR CAPITAL IMPROVEMENT PROGRAM

Direction provided to staff

Recommended Action: Motion to provide direction and feedback

STAFF REPORT

STAFF REPORT

ADJOURNMENT to Closed Session – 6:36 p.m.

6:36 P.M. ROLL CALL – CLOSED SESSIONS – for Council Members/City Council Members acting as Successor Agency to the Antioch Development Agency/Public Financing Authority – **All Present**

PUBLIC COMMENTS for Closed Sessions – **None**

CLOSED SESSIONS:

- 1) **CONFERENCE WITH LEGAL COUNSEL** – Existing Litigation pursuant to California Government Code section 44956.9(d)(1): *In re Eva Quesada Romero and Gilbert Raymond Romero* [Humphrey's Restaurant], Case No. 12-44668, U.S. Bankruptcy Court, Northern District of California; **CONFERENCE WITH REAL PROPERTY NEGOTIATOR** – Property: APN066-010-018; Agency Negotiator: City Manager, City Attorney; Negotiating Parties: Wells Fargo Bank, John Majidi, Bay Area Employment Development Company; Under negotiation: price, terms of payment

No action taken

COUNCIL RETURNED FROM CLOSED SESSION TO OPEN SESSION AND ANNOUNCED THAT IT WOULD GO BACK INTO CLOSED SESSION AT THE END OF THE PUBLIC SESSION TO HEAR THE REMAINING CLOSED SESSION ITEMS #2 AND #3:

- 2) **CONFERENCE WITH LEGAL COUNSEL -- ANTICIPATED LITIGATION** – Significant exposure to litigation pursuant to California Government Code Section 94956.9(d)(2): Claim of Albert Seeno Construction Co. and Discovery Builders, Inc. regarding fee credit dispute related to Mira Vista Hills subdivision

- 3) **CLOSED SESSION: CONFERENCE WITH LEGAL COUNSEL ANTICIPATED LITIGATION:** Initiation of litigation pursuant to California Government Code section 54956.9(d)(4): 1 potential case

7:08 P.M.

ROLL CALL – REGULAR MEETING – for Council Members/City Council Members acting as Successor Agency/ Housing Successor to the Antioch Development Agency/Public Financing Authority – **All Present**

PLEDGE OF ALLEGIANCE

ANNOUNCEMENTS OF CIVIC AND COMMUNITY EVENTS

PUBLIC COMMENTS—Only unagendized issues will be discussed during this time

CITY COUNCIL SUBCOMMITTEE REPORTS

MAYOR’S COMMENTS

PRESENTATIONS – Police Canine & Donor Recognition (Lieutenant John VanderKlugt)
Keep Antioch Beautiful Day School Participation Winners (Julie Haas-Wajdowicz)

PRESENTATION

2. CONSENT CALENDAR

A. APPROVAL OF COUNCIL MINUTES FOR APRIL 23, 2013 AND MAY 14, 2013

Recommended Action: Motion to approve the minutes

Approved, 5/0

MINUTES

MINUTES

B. APPROVAL OF COUNCIL WARRANTS

Recommended Action: Motion to approve the warrants

Approved, 5/0

STAFF REPORT

C. APPROVAL OF TREASURER’S REPORT FOR APRIL 2013

Recommended Action: Motion to approve the report

Approved, 5/0

STAFF REPORT

CONSENT CALENDAR — Continued

- D. RESOLUTION ESTABLISHING THE APPROPRIATIONS LIMIT FOR THE 2013-14 FISCAL YEAR PURSUANT TO CALIFORNIA CONSTITUTION ARTICLE XIII B

Reso No. 2013/24, 5/0

Recommended Action: Motion to adopt the resolution

STAFF REPORT

- E. RESOLUTION ACCEPTING WORK AND AUTHORIZING THE PUBLIC WORKS DIRECTOR/CITY ENGINEER TO FILE A NOTICE OF COMPLETION FOR THE JAMES DONLON AND LARKSPUR WATER STORAGE RESERVOIR REHABILITATION (P.W. 246-24)

Reso No. 2013/25, 5/0

Recommended Action: Motion to adopt the resolution accepting work, authorizing the Public Works Director/City Engineer to File a Notice of Completion and authorizing the Director of Finance to make a retention payment of \$43,112.39 to be paid 35 days after recordation of the Notice of Completion

STAFF REPORT

- F. RESOLUTION ACCEPTING WORK AND AUTHORIZING THE PUBLIC WORKS DIRECTOR/CITY ENGINEER TO FILE A NOTICE OF COMPLETION FOR TRAFFIC SIGNALS IMPROVEMENT PROJECT: DELTA FAIR BOULEVARD AT BELLE DRIVE, AUTO CENTER DRIVE AT COSTCO WAY/WEST EIGHTEENTH STREET AND DELTA FAIR BOULEVARD AT SCHOOL STREET (P.W. 636-7)

Reso No. 2013/26, 5/0

Recommended Action: Motion to authorize the Director of Finance to amend the 2012-2013 Capital Improvement Budget to increase Traffic Signal funding for this project in the amount of \$26,000.00

STAFF REPORT

- G. REQUEST FOR TRAVEL AND TRAINING – LEAGUE OF CALIFORNIA CITIES 2013 ANNUAL CONFERENCE

Approved, 5/0

Recommended Action: Motion to approve travel and training for Councilmember Gary Agopian

STAFF REPORT

City of Antioch Acting as Successor Agency/Housing Successor to the Antioch Development Agency

- H. APPROVAL OF SUCCESSOR AGENCY WARRANTS

Approved. 5/0

Recommended Action: Motion to approve the warrants

STAFF REPORT

- I. APPROVAL OF HOUSING SUCCESSOR WARRANTS

Approved, 5/0

Recommended Action: Motion to approve the warrants

STAFF REPORT

END OF CONSENT CALENDAR

PUBLIC HEARING

3. PROPOSED MASTER FEE SCHEDULE EFFECTIVE JULY 1, 2013 (FISCAL YEAR 2013-2014)
Reso No. 2013/27, 5/0

Recommended Action: Motion to adopt the resolution

STAFF REPORT

4. PW-652 - SCOTT BRODER IS REQUESTING AN AMENDMENT TO THE CONDITIONS OF APPROVAL ON THE TENTATIVE MAP FOR THE GOLDEN BOW ESTATES. THE AMENDMENT WOULD REMOVE THE ONE-STORY RESTRICTION AND ALLOW THE CONSTRUCTION OF A TWO-STORY HOUSE ON LOT 4 OF THE SUBDIVISION. THE PLANNING COMMISSION RECOMMENDED DENIAL OF THE AMENDMENT TO THE CITY COUNCIL BY A 7-0 VOTE. THE PROJECT IS LOCATED AT 3501 RAM COURT (APN: 076-680-004).

**Continue to 06/11/13 per request of applicant,
5/0**

Recommended Action: Motion to adopt the denial resolution

STAFF REPORT

STAFF REPORT

COUNCIL REGULAR AGENDA

5. ADOPTION OF AN URGENCY ORDINANCE ESTABLISHING A TEMPORARY MORATORIUM ON THE ESTABLISHMENT AND OPERATION OF NEW TOBACCO & PARAPHERNALIA RETAILERS

Ord No.2067-C-S, 5/0

Recommended Action: Motion to adopt the urgency ordinance establishing a temporary moratorium on the establishment and operation of new Tobacco and Paraphernalia Retailers to become effective immediately (4/5 vote required)

STAFF REPORT

6. REVENUE BALLOT MEASURES

Recommendation: The following action is recommended in order for the City Council to consider at its June 11, 2013 meeting a resolution calling a Special Election for November 5, 2013 on a ballot measure to temporarily increase the sales tax by ½ cent for 10 years subject to an independent audit, Citizens' Oversight Committee and annual budget reporting, due to the City's fiscal emergency and need for additional revenue to fund needed City services including police, code enforcement and street repair:

**Change to (½) one-half cent for (7) seven years,
5/0**

1. Motion to read by title only and introduce the "Ordinance of the City of Antioch Imposing a Transactions and Use Tax to be Administered by the State Board of Equalization" (two-thirds vote)

Action: Motion to provide direction to staff on business license tax options

**Direction to staff to draft ballot measure and ordinance following #2 Action Item (in staff report) for business license tax on residential landlords based on graduated formula starting at \$240 per unit,
5/0**

STAFF REPORT

COUNCIL REGULAR AGENDA – Continued

7. THREE FULL-TERM APPOINTMENTS FOR THREE VACANCIES ON THE ECONOMIC DEVELOPMENT COMMISSION (EDC)

***Appointed Peter Donisanu and Rhoda Parhams, Full terms (4-yrs)
Re-advertise for the one remaining full term vacancy,
5/0***

Recommended Action: Motion to receive and file the applications, and the Mayor appoint and Council approve the appointment of three commissioners

STAFF REPORT

PUBLIC COMMENT

STAFF COMMUNICATIONS

COUNCIL COMMUNICATIONS

ADJOURNMENT – To Closed Session to discuss Items #2 and #3 – 9:30 p.m.

CLOSED SESSIONS (Continued):

- 2) **CONFERENCE WITH LEGAL COUNSEL -- ANTICIPATED LITIGATION** – Significant exposure to litigation pursuant to California Government Code Section 94956.9(d)(2): Claim of Albert Seeno Construction Co. and Discovery Builders, Inc. regarding fee credit dispute related to Mira Vista Hills subdivision

Direction given to staff

- 3) **CLOSED SESSION: CONFERENCE WITH LEGAL COUNSEL ANTICIPATED LITIGATION:** Initiation of litigation pursuant to California Government Code section 54956.9(d)(4): 1 potential case

Direction given to staff

RETURN TO OPEN SESSION FROM CLOSED SESSION – 10:25 p.m.

10:25 P.M. ROLL CALL – REGULAR MEETING – for Council Members/City Council Members acting as Successor Agency/ Housing Successor to the Antioch Development Agency/Public Financing Authority – ***All Present***

City Attorney reported out of closed session

ADJOURNMENT – 10:26 p.m.

STAFF REPORT TO THE ANTIOCH CITY COUNCIL FOR CONSIDERATION AT THE MEETING OF MAY 28, 2013

Prepared by: Dawn Merchant, Finance Director

Date: May 20, 2013

Subject: Budget Development FISCAL YEAR 2013-2014

RECOMMENDATION

Provide direction and feedback to staff regarding the budget information provided at this meeting.

SUMMARY

This session will address all remaining funds of the City not previously presented and included in the following fund types: Special Revenue Funds, Capital Projects Funds, Internal Service Funds, Enterprise Funds. The 5 Year Capital Improvement Program will be presented as well.

BACKGROUND

The following fund categories are presented in detail by fund in the attached study session document:

SPECIAL REVENUE FUNDS - This type of fund is generally used to collect revenues that are restricted as to how those funds might be spent. The City of Antioch also uses this type of fund to document revenue that is intended for a specific City program or service. A majority of the Special Revenue Funds have been presented to Council in previous study sessions. The Gas Tax, Traffic Signal and Measure J funds are presented during this study session as they account for capital projects throughout the City.

CAPITAL PROJECTS FUNDS – This type of fund accounts for capital projects being done by the City. The Residential Development Allocation and Hillcrest Bridge Capital Projects Funds have already been presented and are not part of this discussion.

INTERNAL SERVICE FUNDS - Internal Service Funds are used to account for the financing of goods or services provided by these funds to other departments on a cost reimbursement basis.

ENTERPRISE FUNDS - these types of funds are operated in a manner similar to a private enterprise. These funds should be self supporting through fees paid by the users of the service. The Prewett Park Enterprise Fund was presented at a prior study session and is not part of this discussion.

Water and Sewer Fund budget projections include rate increases as proposed in the Master Fee Schedule being presented to Council on May 28, 2013. Any revisions to these rates that may occur with approval of the Master Fee will be incorporated into the final budgets presented to Council on June 25th. The impact of not adopting the increased fees is detailed in the study session document attached.

A budget item to highlight pertains to the Marina Fund. On May 1, 2013, the State Department of Finance (DOF) ordered the City as Successor Agency to reverse \$768,958 in transfers made to the Marina Fund since January 1, 2011 and remit the funds to the County Auditor-Controller for distribution to the taxing entities. We are challenging this decision, but the fiscal year 2013 budget reflects the relinquishment of the funds and a transfer in of \$284,222 from the General Fund. These funds were being set aside pending the outcome of the DOF review. Due to the loss of these monies and rental income from the restaurant located at the Marina, capital projects in fiscal year 2014 have been reduced as not enough funding exists. For future budgeting years, the City will need to evaluate operations at the Marina and bring expenditures in line with projected revenues while maintaining adequate reserves for emergencies.

5 YEAR CAPITAL IMPROVEMENT PROGRAM

The 5 Year Capital Improvement Program for 2013-2018 is being presented for review and discussion by the City Council. It was presented to the Planning Commission on May 15th. The budgets in the study session document incorporate the fiscal year 2014 and 2015 capital projects as presented in the document.

ATTACHMENTS

Attachment 1 – May 28, 2013 Study Session Document

Attachment 2 – 5 Year Capital Improvement Program

BUDGET

STUDY SESSION MAY 28, 2013

SPECIAL REVENUE, CAPITAL PROJECTS, ENTERPRISE, & INTERNAL
SERVICE FUNDS

ATTACHMENT 1

STUDY SESSION – MAY 28, 2013
SPECIAL REVENUE, CAPITAL PROJECTS, ENTERPRISE, & INTERNAL SERVICE FUNDS

SPECIAL REVENUE FUNDS

GAS TAX FUND 213 – This fund accounts for revenues and related expenditures received from the State under the Streets and Highway Code Sections 2103, 2105, 2106, 2107, and 2107.5. The allocations must be spent for street maintenance or construction and a limited amount for engineering.

GAS TAX FUND (FUND 213)								
Statement of Revenues, Expenditures and Change in Fund Balance								
	2010-11	2011-12	2012-13	2012-13	2013-14	%	2014-15	%
	Actual	Actual	Budget	Revised	Proposed	Change	Projected	Change
Beginning Balance, July 1	\$5,537,387	\$6,360,533	\$8,473,011	\$8,473,011	\$6,848,528		\$3,899,235	
Revenue Source:								
Revenue from Other Agencies	3,080,266	6,557,538	8,060,809	8,086,140	8,516,243	5%	3,059,595	-64%
Investment Income	68,438	55,290	20,000	30,000	15,000	-50%	10,000	-33%
Other	1,200	3,876	0	0	0	0%	0	0%
Total Revenues	3,149,904	6,616,704	8,080,809	8,116,140	8,531,243	5%	3,069,595	-64%
Expenditures:								
Services & Supplies	716,301	222,863	541,000	319,000	316,000	-1%	316,000	0%
Capital Projects	510,819	2,784,701	7,825,000	7,866,976	9,583,000	22%	2,775,000	-71%
Transfers Out	1,046,293	1,440,221	1,495,737	1,545,737	1,550,461	0%	1,555,230	0%
Interfund Charges	53,345	56,441	54,997	8,910	31,075	249%	28,430	-9%
Total Expenditures	2,326,758	4,504,226	9,916,734	9,740,623	11,480,536	18%	4,674,660	-59%
Ending Balance, June 30	\$6,360,533	\$8,473,011	\$6,637,086	\$6,848,528	\$3,899,235		\$2,294,170	
Funded FTE's	0.00	0.00	0.00	0.00	0.00		0.00	

¹VARIANCE: Grant reimbursement and expenditures for Wilbur Avenue project in FY14.

STUDY SESSION – MAY 28, 2013
SPECIAL REVENUE, CAPITAL PROJECTS, ENTERPRISE, & INTERNAL SERVICE FUNDS

GAS TAX FUND 213 (Continued) -

The following table details the capital projects for the Gas Tax fund:

Capital Projects	2012-13 Revised	2013-14 Proposed	2014-15 Projected
Putnam, Contra Loma, Hillcrest Overlay	\$2,219	\$0	\$0
Pavement Management System	25,000	30,000	30,000
Pavement Preventative Maintenance	629,303	550,000	550,000
Cavallo Rd Pavement Overlay	0	20,000	810,000
Wilbur Ave Bridge	7,097,496	5,503,000	0
G St Pavement Rehabilitation	0	0	685,000
2 nd St Pavement Rehabilitation	0	410,000	0
Country Hills Pavement Rehabilitation	50,000	1,080,000	0
Longview Rd Pavement Rehabilitation	0	40,000	700,000
Deer Valley Rd/Davison Pvmt Rehab	50,000	1,950,000	0
San Jose Dr Pavement Overlay	12,958	0	0
Total Capital Projects	\$7,866,976	\$9,583,000	\$2,775,000

STUDY SESSION – MAY 28, 2013
SPECIAL REVENUE, CAPITAL PROJECTS, ENTERPRISE, & INTERNAL SERVICE FUNDS

TRAFFIC SIGNAL FUND 220 – This fund accounts for traffic signal fees collected from developers to fund off-site traffic signals.

TRAFFIC SIGNAL FUNDS (FUND 220)								
Statement of Revenues, Expenditures and Change in Fund Balance								
	2010-11	2011-12	2012-13	2012-13	2013-14	%	2014-15	%
	Actual	Actual	Budget	Revised	Proposed	Change	Projected	Change
Beginning Balance, July 1	\$1,061,646	\$1,066,350	\$1,118,463	\$1,118,463	\$644,463		\$674,547	
Revenue Source:								
Investment Income	12,334	5,480	2,500	7,000	8,000	14%	2,000	-75%
Current Service Charges	38,912	78,236	50,000	77,113	75,000	0%	75,000	0%
Transfers In	0	0	0	44,400	0	-100% ¹	0	0%
Total Revenue	51,246	83,716	52,500	128,513	83,000	-35%	77,000	-7%
Expenditures:								
Services & Supplies	3,718	2,011	2,500	2,500	2,500	0%	2,500	0%
Signals/Various Locations	41,012	23,362	464,000	600,000	50,000	-92%	250,000	400%
Interfund Charges	1,812	6,230	6,504	13	416	3100%	1,745	319%
Total Expenditures	46,542	31,603	473,004	602,513	52,916	-91%	254,245	380%
Ending Balance, June 30	\$1,066,350	\$1,118,463	\$697,959	\$644,463	\$674,547		\$497,302	
Funded FTE's	0.00	0.00	0.00	0.00	0.00		0.00	

¹VARIANCE: Transfer in from Measure J fund in FY13 to fund part of traffic signal costs.

STUDY SESSION – MAY 28, 2013
SPECIAL REVENUE, CAPITAL PROJECTS, ENTERPRISE, & INTERNAL SERVICE FUNDS

MEASURE J GROWTH MANAGEMENT FUND 222 – Measure J revenue is derived from a voter-approved, one-half cent sales tax in Contra Costa County. The City receives allocations from the Contra Costa Transportation Authority (CCTA) to be used for transportation improvement and maintenance projects provided that the City complies with the Growth Management Program. Measure C expired March 30, 2009; voters approved **Measure J** which began April 1, 2009, to continue this measure.

MEASURE J GROWTH MANAGEMENT (FUND 222)								
Statement of Revenues, Expenditures and Change in Fund Balance								
	2010-11	2011-12	2012-13	2012-13	2013-14	%	2014-15	%
	Actual	Actual	Budget	Revised	Proposed	Change	Projected	Change
Beginning Balance, July 1	\$5,149,341	\$4,224,495	\$3,533,753	\$3,533,753	\$2,782,673		\$2,858,817	
Revenue Source:								
Investment Income	50,813	27,901	10,000	10,000	12,000	20%	15,000	25%
Revenue from Other Agencies	953,997	1,132,112	1,008,986	979,883	1,029,165	5%	1,060,040	3%
Charges for Services	1,900	0	0	0	0	0%	670,000	0%
Other	0	1,877	0	0	0	0%	0	0%
Total Revenue	1,006,710	1,161,890	1,018,986	989,883	1,041,165	5%	1,745,040	68%
Expenditures:								
Personnel	3251	143	0	21115	0	0%	0	0%
Services & Supplies	27,011	244,918	63,000	83,550	237,000	184% ¹	60,000	-75%
Capital Projects	1,849,126	1,215,927	1,000,000	1,435,274	720,000	-50%	1,000,000	39%
Transfers Out	0	389,156	200,000	200,000	0	-100% ²	0	0%
Interfund Charges	52,168	2,488	32,830	1,024	8,021	683%	3,309	-59%
Total Expenditures	1,931,556	1,852,632	1,295,830	1,740,963	965,021	-45%	1,063,309	10%
Ending Balance, June 30	\$4,224,495	\$3,533,753	\$3,256,909	\$2,782,673	\$2,858,817		\$3,540,548	
Funded FTE's	0.00	0.00	0.00	0.00	0.00		0.00	

¹VARIANCE: FY14 contractual services for traffic impact fee study.

²VARIANCE: FY13 transfer out to Capital Improvement Fund for Markley Culvert project.

STUDY SESSION – MAY 28, 2013
SPECIAL REVENUE, CAPITAL PROJECTS, ENTERPRISE, & INTERNAL SERVICE FUNDS

MEASURE J FUND 222 (Continued) -

The following table details capital projects in the Measure J Fund:

Capital Projects	2012-13 Revised	2013-14 Proposed	2014-15 Projected
Ninth St Roadway Improvements	\$0	\$20,000	\$950,000
Wilbur Ave Bridge	935,000	700,000	0
Lone Tree Way Intersection Impr. Phase C	500,000	0	0
Lone Tree Way Pavement Overlay	0	0	50,000
Hillcrest Ave/E 18th Street	274	0	0
Total Capital Projects	\$1,435,274	\$720,000	\$1,000,000

STUDY SESSION – MAY 28, 2013
SPECIAL REVENUE, CAPITAL PROJECTS, ENTERPRISE, & INTERNAL SERVICE FUNDS

CAPITAL PROJECTS FUNDS

CAPITAL IMPROVEMENT FUND 311 – This fund records all revenues, expenditures, assets and liabilities associated with City capital projects. It accounts for resources used to construct or acquire capital assets and make capital improvements. It was established in 1987 to set aside money from the General Fund for any capital improvement project not provided for in one of the other funds. The City can transfer General Fund dollars to this fund as needed. The Measure WW division was established in FY11 to account for projects approved under Measure WW grant funding. The Energy Efficiency & Conservation division was established in FY11 to account for PG&E rebate funds received from the Honeywell Retro Fit project used for energy efficiency and conservation programs.

CAPITAL IMPROVEMENT FUND (FUND 311)								
Statement of Revenues, Expenditures and Change in Fund Balance								
	2010-11	2011-12	2012-13	2012-13	2013-14	%	2014-15	%
	Actual	Actual	Budget	Revised	Proposed	Change	Projected	Change
Beginning Balance, July 1	\$207,944	\$1,106,759	\$1,179,969	\$1,179,969	\$112,589		\$99,410	
Revenue Source:								
Investment Income	7,522	6,199	2,800	1,000	800	-20%	500	-38%
Revenue from Other Agencies	642,727	579,012	2,206,000	2,864,300	804,894	-72%	0	-100%
Current Service Charges	11,506	4,820	5,000	16,507	5,000	-70%	5,000	0%
Other	1,873,460	5,433	10,000	20,000	10,000	0%	10,000	100%
Transfers In	1,266,789	618,156	420,000	470,000	300,000	-36%	300,000	0%
Total Revenue	3,802,004	1,213,620	2,643,800	3,371,807	1,120,694	-67%	315,500	-72%
Expenditures:								
Personnel	107	908	0	0	0	0%	0	0%
Services & Supplies	1,318	4,628	11,500	43,500	11,500	-74%	11,500	0%
Capital Projects	2,874,030	1,109,879	2,626,000	4,377,716	1,104,894	-75%	300,000	-73%
Interfund Charges	27,734	24,995	18,594	17,971	17,479	-3%	18,291	5%
Total Expenditures	2,903,189	1,140,410	2,656,094	4,439,187	1,133,873	-74%	329,791	-71%
Ending Balance, June 30	\$1,106,759	\$1,179,969	\$1,167,675	\$112,589	\$99,410		\$85,119	
Funded FTE's	0.00	0.00	0.00	0.00	0.00		0.00	

***NOTE:** The Department of Finance has ordered the reversal of \$22,000 in transfers made by the former Antioch Development Agency to this fund for Monitoring Wells that occurred in FY12. We are currently challenging the decision, but it is accounted for in FY13.

STUDY SESSION – MAY 28, 2013
SPECIAL REVENUE, CAPITAL PROJECTS, ENTERPRISE, & INTERNAL SERVICE FUNDS

CAPITAL IMPROVEMENT FUND 311 (Continued) -

Capital Improvement (311-2520)								
	2010-11 Actual	2011-12 Actual	2012-13 Budget	2012-13 Revised	2013-14 Proposed	% Change	2014-15 Projected	% Change
Revenue Source:								
Investment Income	7,522	6,199	2,800	1,000	800	-20%	500	-38%
Revenue from Other Agencies	98,958	36,401	0	49,343	0	-100% ¹	0	0%
Current Service Charges	3,911	4,820	5,000	16,507	5,000	-70% ²	5,000	0%
Other	0	2,563	0	0	0	0%	0	0%
Transfers In	1,266,789	618,156	420,000	470,000	300,000	-36% ³	300,000	0%
Total Revenue	1,377,180	668,139	427,800	536,850	305,800	-43%	305,500	0%
Expenditures:								
Services & Supplies	1,318	1,758	1,500	23,500	1,500	-94% ⁵	1,500	0%
Capital Projects	2,329,561	580,166	420,000	1,562,759	300,000	-81% ⁴	300,000	0%
Interfund Charges	27,734	24,995	18,594	17,971	17,479	-3%	18,291	5%
Total Expenditures	2,358,613	606,919	440,094	1,604,230	318,979	-80%	319,791	0%
Funded FTE's	0.00	0.00	0.00	0.00	0.00		0.00	

¹VARIANCE: FY13 has reimbursement of remaining DOE grant funds.

²VARIANCE: FY13 reimbursements for sidewalk repairs higher than normal projections.

³VARIANCE: FY13 includes transfer in from Measure J for Markley Creek Culvert project.

⁴VARIANCE: See table of capital projects below.

⁵VARIANCE: FY13 includes remittance to Contra Costa County Auditor-Controller for disallowed redevelopment agency funding of Monitoring Wells in FY12.

Capital Projects	2012-13 Revised	2013-14 Proposed	2014-15 Projected
Dep. of Energy Grant Proj.	\$49,343	\$0	\$0
Sidewalk Repair	270,000	300,000	300,000
Markley Creek Culvert	1,243,416	0	0
Total Capital Projects	\$1,562,759	\$300,000	\$300,000

STUDY SESSION – MAY 28, 2013
SPECIAL REVENUE, CAPITAL PROJECTS, ENTERPRISE, & INTERNAL SERVICE FUNDS

CAPITAL IMPROVEMENT FUND 311 (Continued) -

Measure WW (311-2525)								
	2010-11 Actual	2011-12 Actual	2012-13 Budget	2012-13 Revised	2013-14 Proposed	%	2014-15 Projected	%
						Change		Change
Revenue Source:								
Revenue from Other Agencies	543,769	542,611	2,206,000	2,814,957	804,894	-71%	0	-100%
Charges for Services	700	0	0	0	0	0%	0	0%
Total Revenue	543,769	542,611	2,206,000	2,814,957	804,894	-71%	0	-100%
Expenditures:								
Personnel	107	908	0	0	0	0%	0	0%
Golf Course Driving Range Lighting	58,510	191,798	0	0	0	0%	0	0%
Fishing Pier Pavilion	0	0	66,000	0	66,000	100%	0	-100%
Prewett Park Eastern Parking Lot	339,201	5,181	0	0	0	0%	0	0%
Parks & Rec Security Cameras	0	70,071	0	154,929	189,200	22%	0	0%
Turf Fields	0	217,410	1,800,000	2,283,067	549,694	-76%	0	0%
Waterpark Renovations	0	43,039	340,000	376,961	0	-100%	0	0%
Deerfield Park Playground Equipment	69,955	1,107	0	0	0	0%	0	0%
Eagleridge Park Playground Equipment	76,803	1,107	0	0	0	0%	0	0%
Total Expenditures	544,576	530,621	2,206,000	2,814,957	804,894	-71%	0	-100%
Funded FTE's	0.00	0.00	0.00	0.00	0.00		0.00	

Energy Efficiency & Conservation (311-2535)								
	2010-11 Actual	2011-12 Actual	2012-13 Budget	2012-13 Revised	2013-14 Proposed	%	2014-15 Projected	%
						Change		Change
Revenue Source:								
Other	0	2,870	10,000	20,000	10,000	-50%	10,000	0%
Total Revenue	0	2,870	10,000	20,000	10,000	-50%	10,000	0%
Expenditures:								
Services & Supplies	0	2,870	10,000	20,000	10,000	-50%	10,000	0%
Total Expenditures	0	2,870	10,000	20,000	10,000	-50%	10,000	0%
Funded FTE's	0.00	0.00	0.00	0.00	0.00		0.00	

STUDY SESSION – MAY 28, 2013
SPECIAL REVENUE, CAPITAL PROJECTS, ENTERPRISE, & INTERNAL SERVICE FUNDS

PREWETT PARK CIP FUND 312 – This fund tracks the capital improvement expenses for the Prewett Family Water Park. The City is reimbursed for expenditures through the Antioch Area Public Facilities Financing Agency (Mello Roos).

PREWETT CIP (FUND 312)								
Statement of Revenues, Expenditures and Change in Fund Balance								
	2010-11 Actual	2011-12 Actual	2012-13 Budget	2012-13 Revised	2013-14 Proposed	% Change	2014-15 Projected	% Change
Beginning Balance, July 1	\$14,371	\$7,048	\$15,917	\$15,917	\$17,017		\$17,017	
Revenue Source:								
Investment Income	0	1,762	0	1,300	0	-100%	0	0%
Revenue from Other Agencies	6,301,413	102,611	146,554	146,554	0	-100%	0	0%
Total Revenue	6,301,413	104,373	146,554	147,854	0	-100%¹	0	0%
Use of Funds:								
Personnel	168,219	0	0	0	0	0%	0	0%
Services & Supplies	128	95,504	0	200	0	-100%	0	0%
Prewett Project	6,140,389	0	146,554	146,554	0	-100%	0	0%
Total Use of Funds	6,308,736	95,504	146,554	146,754	0	-100%¹	0	0%
Ending Balance, June 30	\$7,048	\$15,917	\$15,917	\$17,017	\$17,017		\$17,017	
Funded FTE's	0.00	0.00	0.00	0.00	0.00		0.00	

¹VARIANCE: If entire amount of revised budget in FY13 is spent, approximately \$1.94M will be remaining in authorized Mello Roos funding for Prewett. Council will need to determine the next project phase at which time the budget in outlying years can be amended.

STUDY SESSION – MAY 28, 2013
SPECIAL REVENUE, CAPITAL PROJECTS, ENTERPRISE, & INTERNAL SERVICE FUNDS

HILLCREST ASSESSMENT DISTRICT #26 CONSTRUCTION FUND 361 – This fund accounts for the expenditures related to the Hillcrest Assessment District No. 26 Construction Fund.

HILLCREST ASSESSMENT DISTRICT 26 (FUND 361)								
Statement of Revenues, Expenditures and Change in Fund Balance								
	2010-11	2011-12	2012-13	2012-13	2013-14	%	2014-15	%
	Actual	Actual	Budget	Revised	Proposed	Change	Projected	Change
Beginning Balance, July 1	\$1,185,777	\$385,558	\$374,453	\$374,453	\$376,749		\$176,438	
Revenue Source:								
Investment Income	5,377	3,083	1,200	1,200	800	-33%	800	0%
Charges for Services	5,221	508	0	2,286	0	0%	0	0%
Total Revenue	10,598	3,591	1,200	3,486	800	-77%	800	0%
Expenditures:								
Personnel	38794	932	5,000	0	0	0%	0	0%
Services & Supplies	3,017	792	500	600	500	-17%	0	-100%
Capital Projects	761,743	0	0	0	200,000	100% ¹	0	0%
Interfund Charges	7,263	12,972	1,889	590	611	4%	621	2%
Total Expenditures	810,817	14,696	7,389	1,190	201,111	16800%	621	-100%
Ending Balance, June 30	\$385,558	\$374,453	\$368,264	\$376,749	\$176,438		\$176,617	
Funded FTE's	0.00	0.00	0.00	0.00	0.00		0.00	

¹VARIANCE: Project for Wildhorse left turn project.

STUDY SESSION – MAY 28, 2013
SPECIAL REVENUE, CAPITAL PROJECTS, ENTERPRISE, & INTERNAL SERVICE FUNDS

LONE DIAMOND ASSESSMENT DISTRICT #27/31 CONSTRUCTION FUND 376 – This fund accounts for the expenditures related to the Lone Diamond Assessment District.

LONE DIAMOND AD 27/31 (FUND 376)								
Statement of Revenues, Expenditures and Change in Fund Balance								
	2010-11 Actual	2011-12 Actual	2012-13 Budget	2012-13 Revised	2013-14 Proposed	% Change	2014-15 Projected	% Change
Beginning Balance, July 1	\$3,479,282	\$2,845,395	\$2,854,791	\$2,854,791	\$1,268,814		\$582,865	
Revenue Source:								
Investment Income	32,845	23,514	6,000	12,000	1,000	-92%	2,000	100%
Charges for Services	20,200	58,715	10,000	56,729	20,000	-65%	20,000	0%
Revenue from Other Agencies	0	0	0	0	2,400,000	100% ¹	2,400,000	0%
Other	0	1,193	0	0	0	0%	0	0%
Total Revenue	53,045	83,422	16,000	68,729	2,421,000	3423%	2,422,000	0%
Expenditures:								
Personnel	46,316	32,383	67,660	54,685	57,310	5%	0	-100%
Services & Supplies	70,352	12,027	35,000	28,000	27,500	-2%	750	-97%
Capital Projects	565,733	2,776	1,200,000	1,570,000	3,000,000	91%	3,000,000	0%
Interfund Charges	4,531	26,840	27,986	2,021	22,139	995%	2,017	-91%
Total Expenditures	686,932	74,026	1,330,646	1,654,706	3,106,949	88%	3,002,767	-3%
Ending Balance, June 30	\$2,845,395	\$2,854,791	\$1,540,145	\$1,268,814	\$582,865		\$2,098	
Funded FTE's	0.00	0.00	0.00	0.00	0.00		0.00	

¹VARIANCE: Projecting \$3M Prop 1E grant and \$1.8M from the Flood District Drainage Area Fund towards West Antioch Creek project over the next two fiscal years.

	2012-13 Revised	2013-14 Proposed	2014-15 Projected
Capital Projects			
West Antioch Creek	\$500,000	\$3,000,000	\$3,000,000
Lone Tree Wy Impr. Phase C	1,070,000	0	0
Total Capital Projects	\$1,570,000	\$3,000,000	\$3,000,000

STUDY SESSION – MAY 28, 2013
SPECIAL REVENUE, CAPITAL PROJECTS, ENTERPRISE, & INTERNAL SERVICE FUNDS

ENTERPRISE FUNDS

WATER FUND 611 – The Water Fund is a Public Works Enterprise Fund that accounts for the revenues and expenditures related to providing water service through more than 31,000 service connections throughout Antioch to more than 100,000 consumers. The cost of treating the water, transporting it and maintaining the distribution infrastructure, including 326 miles of mainlines is also accounted for in this fund.

WATER FUND SUMMARY (FUND 611)								
Statement of Revenues, Expenditures and Change in Net Assets								
	2010-11	2011-12	2012-13	2012-13	2013-14		2014-15	%
	Actual	Actual	Budget	Revised	Proposed¹		Projected¹	Change
Beginning Balance, July 1	\$11,954,052	\$16,847,360	\$16,918,237	\$16,918,237	\$16,018,760		\$14,611,805	
Revenue Source:								
Investment Income	169,825	170,197	160,000	150,000	125,000	-17%	75,000	-40%
Charges for Services	21,686,766	23,393,380	23,135,640	23,661,628	24,944,116	5%	26,406,205	6%
Rev. from Other Agencies	100,000	0	0	107,665	0	0%	0	0%
Other	99,640	55,153	1,500	7,000	7,000	0%	7,000	0%
Total Revenues:	22,056,231	23,618,730	23,297,140	23,926,293	25,076,116	5%	26,488,205	6%
Expenditures:								
Personnel	3,812,437	3,817,180	4,909,586	4,082,135	5,192,229	27%	5,869,620	13%
Services & Supplies	11,468,100	17,862,435	15,535,479	16,061,033	16,833,309	5%	17,421,082	3%
Capital Projects	343,997	188,098	2,340,000	3,472,750	3,120,000	-10%	10,235,000	228%
Transfers Out	465,283	487,269	488,760	476,760	509,863	7%	537,127	5%
Interfund Charges	1,073,106	1,192,871	750,666	733,092	827,670	13%	876,627	6%
Total Expenditures	17,162,923	23,547,853	24,024,491	24,825,770	26,483,071	7%	34,939,456	32%
Ending Balance, June 30	\$16,847,360	\$16,918,237	\$16,190,886	\$16,018,760	\$14,611,805		\$6,160,554	

¹**NOTE:** Charges for Services in FY14 assume 6% rate increase as proposed in the Master Fee Schedule and 6% rate increase in FY15 per approved rate study; provides \$1,301,326 in additional revenue in FY14 and \$1,379,409 additional revenue in FY15 for funding of staffing, operations and capital projects as outlined in the five year capital improvement program.

STUDY SESSION – MAY 28, 2013
SPECIAL REVENUE, CAPITAL PROJECTS, ENTERPRISE, & INTERNAL SERVICE FUNDS

WATER FUND 611 (Continued) -

	Authorized FTE's	Funded 2012-13	Funded 2013-14	Funded 2014-15
Authorized & Funded FTE's:				
Water Supervision	6.01	6.01	6.01	6.01
Water Production	11.00	11.00	11.00	11.00
Water Distribution	25.25	24.80	25.25 ¹	25.25
Water Meter Reading	2.00	2.00	2.00	2.00
Warehouse & Central Stores	1.60	1.60	1.60	1.60
Water Public Buildings & Facilities	0.75	0.75	0.75	0.75
Total Authorized & Funded FTE's	46.61	46.16	46.61	46.61

¹NOTE: Includes funding for one more Customer Service Representative position at the water desk.

STUDY SESSION – MAY 28, 2013
SPECIAL REVENUE, CAPITAL PROJECTS, ENTERPRISE, & INTERNAL SERVICE FUNDS

WATER FUND 611 (Continued) -

Water Supervision (611-2310)								
	2010-11 Actual	2011-12 Actual	2012-13 Budget	2012-13 Revised	2013-14 Proposed	% Change	2014-15 Projected	% Change
Sources of Funds:								
Charges for Services	21,176,499	23,187,035	22,930,640	23,444,790	24,739,116	6% ¹	26,201,205	6%
Investment Income	169,825	170,197	160,000	150,000	125,000	-17%	75,000	-40%
Other	3,017	19,879	1,500	7,000	7,000	0%	7,000	0%
Total Source of Funds	21,349,341	23,377,111	23,092,140	23,601,790	24,871,116	5%	26,283,205	6%
Use of Funds:								
Personnel	598,552	669,263	904,705	696,344	989,375	42% ²	999,940	1%
Services & Supplies	566,731	438,862	503,774	567,653	605,005	7%	603,954	0%
Transfers Out	465,283	487,269	488,760	476,760	509,863	7%	537,127	5%
Interfund Charges	1,040,913	1,159,253	716,050	698,273	790,823	13%	839,624	6%
Total Use of Funds	2,671,479	2,754,647	2,613,289	2,439,030	2,895,066	19%	2,980,645	3%
Funded FTE's	6.01	6.01	6.01	6.01	6.01		6.01	

¹VARIANCE: Assumes 6% rate increased implemented.

²VARIANCE: Assumes all positions filled. Vacancy savings in FY13.

Water Production (611-2320)								
	2010-11 Actual	2011-12 Actual	2012-13 Budget	2012-13 Revised	2013-14 Proposed		2014-15 Projected	% Change
Sources of Funds:								
Charges for Services	240,488	-15,499	0	0	0	0%	0	0%
Total Source of Funds	240,488	-15,499	0	0	0	0%	0	0%
Use of Funds:								
Personnel	1,413,915	1,201,361	1,357,851	1,220,814	1,371,115	12% ²	1,589,090	16%
Services & Supplies	8,375,217	9,676,871	12,152,877	12,318,800	12,993,268	5%	13,558,393	4%
Total Use of Funds	9,789,132	10,878,232	13,510,728	13,539,614	14,364,383	6%	15,147,483	5%
Funded FTE's	11.00	11.00	11.00	11.00	11.00		11.00	

STUDY SESSION – MAY 28, 2013
SPECIAL REVENUE, CAPITAL PROJECTS, ENTERPRISE, & INTERNAL SERVICE FUNDS

WATER FUND 611 (Continued) -

Water Distribution (611-2330)								
	2010-11 Actual	2011-12 Actual	2012-13 Budget	2012-13 Revised	2013-14 Proposed		2014-15 Projected	% Change
Source of Funds:								
Charges for Services	117,154	15,851	5,000	16,838	5,000	-70%	5,000	0%
Total Source of Funds	117,154	15,851	5,000	16,838	5,000	-70%	5,000	0%
Use of Funds:								
Personnel	1,501,777	1,635,910	2,155,430	1,826,225	2,378,934	30% ¹	2,813,795	18%
Services & Supplies	1,846,870	7,183,368	2,431,200	2,733,268	2,791,189	2%	2,828,732	1%
Total Use of Funds	3,348,647	8,819,278	4,586,630	4,559,493	5,170,123	13%	5,642,527	9%
Funded FTE's	22.00	22.00	24.80	24.80	25.25		25.25	

¹VARIANCE: Vacancy savings in FY13. Assumes all positions filled in FY14 plus includes funding for .45 of one additional Customer Service Rep in the water department.

Water Meter Reading (611-2340)								
	2010-11 Actual	2011-12 Actual	2012-13 Budget	2012-13 Revised	2013-14 Proposed		2014-15 Projected	% Change
Use of Funds:								
Personnel	150,301	155,911	154,665	167,828	185,685	11%	191,985	3%
Services & Supplies	513,149	349,350	230,160	223,044	229,209	3%	218,792	-5%
Total Use of Funds	663,450	505,261	384,825	390,872	414,894	6%	410,777	-1%
Funded FTE's	2.00	2.00	2.00	2.00	2.00		2.00	

STUDY SESSION – MAY 28, 2013
SPECIAL REVENUE, CAPITAL PROJECTS, ENTERPRISE, & INTERNAL SERVICE FUNDS

WATER FUND 611 (Continued) -

Warehouse & Central Stores (611-2620)								
	2010-11 Actual	2011-12 Actual	2012-13 Budget	2012-13 Revised	2013-14 Proposed		2014-15 Projected	% Change
Source of Funds:								
Charges for Services	152,625	205,993	200,000	200,000	200,000	0%	200,000	0%
Total Source of Funds	152,625	205,993	200,000	200,000	200,000	0%	200,000	0%
Use of Funds:								
Personnel	132,707	136,572	135,915	136,160	152,915	12%	158,085	3%
Services & Supplies	166,133	213,984	217,468	218,268	214,638	-2%	211,211	-2%
Interfund Charges	32,193	33,618	34,616	34,819	36,847	6%	37,003	0%
Total Use of Funds	331,033	384,174	387,999	389,247	404,400	4%	406,299	0%
Funded FTE's	1.60	1.60	1.60	1.60	1.60		1.60	

STUDY SESSION – MAY 28, 2013
SPECIAL REVENUE, CAPITAL PROJECTS, ENTERPRISE, & INTERNAL SERVICE FUNDS

WATER FUND 611 (Continued) –

Water Public Buildings and Facilities – CIP (611-2550)								
	2010-11	2011-12	2012-13	2012-13	2013-14		2014-15	%
	Actual	Actual	Budget	Revised	Proposed		Projected	Change
Source of Funds:								
Grant Reimbursements	100,000	0	0	107,665	0	0%	0	0%
Charges for Service	0	0	0	0	0	0%	0	0%
Other	85,608	35,274	0	0	0	0%	0	0%
Total Source of Funds	100,000	35,274	0	107,665	0	-100%	0	0%
Use of Funds:								
Personnel	15,185	18,163	201,020	34,764	114,205	229%	116,725	2%
Monitoring Wells	0	0	0	83,750	80,000	-4%	80,000	0%
Recycle/Reclaimed Water Pipelines	74,732	50,919	0	25,000	0	-100%	0	0%
Water Model Conversion Study	0	11,122	50,000	300,000	270,000	-10%	50,000	-81%
Water Plant Solids Handling Improv.	0	0	50,000	50,000	700,000	100%	7,700,000	1000%
Raw Water Supply	168,229	13,712	50,000	0	60,000	100%	400,000	567%
WTP Drainage Capture	0	0	400,000	0	0	0%	0	0%
Canal Pump No 4 Improvements	0	0	200,000	10,000	200,000	1900%	0	-100%
Chemical Tank Replacements	0	0	40,000	54,000	70,000	30%	0	0%
Inspection/assess 39 in raw wtr pipe	0	0	0	0	500,000	100%	0	100%
WTP Improvements	14,982	101,001	100,000	650,000	325,000	-50%	275,000	-15%
Hillcrest Pump Station Rehab	0	0	0	0	0	0%	50,000	100%
Reservoir Tower Sluice Gate	33,330	0	0	0	100,000	100%	0	0%
Cambridge Tank Expansion	1,678	588	50,000	800,000	0	-100%	0	0%
Water Treatment Plant Renovation	0	0	600,000	500,000	530,000	6%	0	100%
Reservoir Rehabilitation	0	10,756	800,000	1,000,000	150,000	-85%	300,000	100%
Sunset Booster Pump Station	0	0	0	0	50,000	100%	750,000	1400%
River Pumping Station Rehab	0	0	0	0	60,000	100%	400,000	567%
Wilbur Avenue Booster Pumps	0	0	0	0	25,000	100%	100,000	300%
WTP Electrical Upgrade&Study	0	0	0	0	0	0%	100,000	100%
Direct Raw Water Connection w/Scada	0	0	0	0	0	0%	30,000	100%
Total Use of Funds	308,136	206,261	2,541,020	3,507,514	3,234,205	-8%	10,351,725	220%
Funded FTE's	1.50	1.50	1.75	0.75	0.75		0.75	

STUDY SESSION – MAY 28, 2013
SPECIAL REVENUE, CAPITAL PROJECTS, ENTERPRISE, & INTERNAL SERVICE FUNDS

WATER LINE EXPANSION FUND 612 – This fund accounts for the fees collected from developers to fund offsite or oversize facilities in three areas: water storage, plant expansion and other facilities including oversized mains.

WATER LINE EXPANSION (Fund 612)								
Statement of Revenues, Expenditures and Change in Net Assets								
	2010-11	2011-12	2012-13	2012-13	2013-14	%	2014-15	%
	Actual	Actual	Proposed	Revised	Proposed	Change	Projected	Change
Beginning Balance, July 1	\$4,318,301	\$4,137,426	\$3,664,535	\$3,664,535	\$3,470,611		\$4,276,591	
Revenue Source:								
Current Service Charges	409,656	940,645	400,000	1,072,199	1,145,347	7%	1,288,516	13%
Investment Income & Other	46,408	31,357	27,000	20,000	30,000	50%	35,000	0%
Transfers In	0	0	0	0	647,259	100% ¹	0	-100%
Total Revenues	456,064	972,002	427,000	1,092,199	1,822,606	67%	1,323,516	-27%
Expenditures:								
Services & Supplies	14,526	8,202	7,000	7,000	7,000	0%	7,000	0%
Water Main Replacement	14,962	555,918	150,000	500,000	1,000,000	100%	1,000,000	0%
Transfers Out	589,007	866,748	777,512	777,512	0	-100% ¹	0	0%
Interfund Charges	18,444	14,025	14,594	1,611	9,626	498%	2,274	-76%
Total Expenditures	636,939	1,444,893	949,106	1,286,123	1,016,626	-21%	1,009,274	-1%
Ending Balance, June 30	\$4,137,426	\$3,664,535	\$3,142,429	\$3,470,611	\$4,276,591		\$4,590,833	

¹VARIANCE: Fund transferred money to pay for debt service on 2003 Water Revenue Bonds. Bonds will be paid off in July 2013. Monies held in reserve with fiscal agent will be transferred to this fund once closed out.

STUDY SESSION – MAY 28, 2013
SPECIAL REVENUE, CAPITAL PROJECTS, ENTERPRISE, & INTERNAL SERVICE FUNDS

SEWER FUND 621 – The Sewer Fund is a Public Works Enterprise Fund that accounts for the revenues and expenditures related to providing wastewater collection, storm drain and channel maintenance services for the City.

SEWER FUND SUMMARY (Fund 621)								
Statement of Revenues, Expenditures and Change in Net Assets								
	2010-11	2011-12	2012-13	2012-13	2013-14	%	2014-15	%
	Actual	Actual	Budget	Revised	Proposed¹	Change	Projected¹	Change
Beginning Balance, July 1	\$7,071,502	\$8,691,886	\$10,405,134	\$10,405,134	\$11,362,013		\$10,199,278	
Revenue Source:								
Investment Income	98,602	79,688	65,000	65,000	50,000	-23%	55,000	10%
Charges for Services	4,320,409	4,452,983	4,490,420	4,492,467	4,670,040	4%	4,856,842	4%
Other	4,968	4,560	500	11,601	1,000	-91%	1,000	0%
Total Revenues	4,423,979	4,537,231	4,555,920	4,569,068	4,721,040	3%	4,912,842	4%
Expenditures:								
Personnel	1,157,116	974,934	1,738,347	1,368,504	1,982,570	45%	2,124,649	7%
Services & Supplies	532,905	615,155	1,067,433	1,079,078	1,510,248	40%	1,519,424	1%
Capital Projects	544,311	661,801	1,050,000	600,000	1,740,000	190%	440,000	-75%
Transfers Out	427,498	445,571	446,912	434,912	497,886	14%	525,020	5%
Interfund Charges	141,765	126,522	137,480	129,695	153,071	18%	148,318	-3%
Total Expenditures	2,803,595	2,823,983	4,440,172	3,612,189	5,883,775	63%	4,757,411	-19%
Ending Balance, June 30	\$8,691,886	\$10,405,134	\$10,520,882	\$11,362,013	\$10,199,278		\$10,354,709	

¹**NOTE:** Charges for Services in FY14 and FY15 assume 4% rate increase as proposed in the rate study – results in additional revenue of \$179,620 in FY14 and \$186,802 in FY15.

STUDY SESSION – MAY 28, 2013
SPECIAL REVENUE, CAPITAL PROJECTS, ENTERPRISE, & INTERNAL SERVICE FUNDS

SEWER FUND 621 (Continued) -

	Authorized FTE's	Funded 2012-13	Funded 2013-14	Funded 2014-15
Authorized & Funded FTE's:				
Wastewater Supervision	3.22	2.22	2.22	2.22
Wastewater Collection	16.64	15.94	16.64*	16.64
Wastewater CIP	0.75	0.75	0.75	0.75
Total Authorized & Funded FTE's:	20.61	18.91	19.61	19.61

*NOTE: Adds funding for .45 of additional Customer Service Representative position for the water desk and .25 of funding for new position being requested by Public Works – Wastewater Collection/NPDES Leadworker – discussed at study session on May 14, 2013.

STUDY SESSION – MAY 28, 2013
SPECIAL REVENUE, CAPITAL PROJECTS, ENTERPRISE, & INTERNAL SERVICE FUNDS

SEWER FUND 621 (Continued) -

Sewer-Wastewater Supervision (621-2210)								
	2010-11	2011-12	2012-13	2012-13	2013-14		2014-15	%
	Actual	Actual	Budget	Revised	Proposed		Projected	Change
Source of Funds:								
Investment Income	98,602	79,688	65,000	65,000	50,000	-23%	55,000	10%
Charges for Services	4,318,009	4,452,983	4,490,420	4,492,467	4,670,040	4% ¹	4,856,842	4% ¹
Transfers In	2,303	0	0	0	0	0%	0	0%
Total Source of Funds	4,418,914	4,532,671	4,555,420	4,557,467	4,720,040	4%	4,911,842	4%
Use of Funds:								
Personnel	274,060	121,845	320,757	180,381	339,995	88% ²	348,325	2%
Services & Supplies	95,790	206,082	120,923	152,068	192,849	27%	243,979	27%
Transfers Out	427,498	445,571	446,912	434,912	497,886	14% ³	525,020	5%
Interfund Charges	141,765	126,522	137,480	129,695	153,071	18%	148,318	-3%
Total Use of Funds	939,113	900,020	1,026,072	897,056	1,183,801	32%	1,265,642	7%
Funded FTE's	1.82	1.82	2.22	2.22	2.22		2.22	

¹VARIANCE: Assumes rate increases as proposed in rate study implemented.

²VARIANCE: Vacancy savings in FY13. Assumes all funded positions filled.

³VARIANCE: Increase in transfer out to Capital Improvement Fund for sidewalk repair program.

Sewer-Wastewater Collection (621-2220)								
	2010-11	2011-12	2012-13	2012-13	2013-14	%	2014-15	%
	Actual	Actual	Budget	Revised	Proposed	Change	Projected	Change
Source of Funds:								
Other	2,665	4,560	500	11,601	1,000	-91%	1,000	0%
Total Source of Funds	2,665	4,560	500	11,601	1,000	-91%	1,000	0%
Use of Funds:								
Personnel	869,047	841,037	1,327,050	1,147,163	1,528,570	33% ⁴	1,659,790	9%
Services & Supplies	437,115	409,073	946,510	927,010	1,317,399	42% ⁵	1,275,445	-3%
Total Use of Funds	1,306,162	1,250,110	2,273,560	2,074,173	2,845,969	37%	2,935,235	3%
Authorized FTE's	13.14	13.14	15.94	15.94	16.64		16.64	

⁴VARIANCE: Vacancy savings on FY13. FY14 includes .25 funding for new leadworker position being requested and .45 funding for additional Customer Service Representative.

⁵VARIANCE: Budgeted to purchase new to fleet service truck and department share of vehicle fund allocation increasing.

STUDY SESSION – MAY 28, 2013
SPECIAL REVENUE, CAPITAL PROJECTS, ENTERPRISE, & INTERNAL SERVICE FUNDS

SEWER FUND 621 (Continued) -

Sewer-Wastewater Capital Projects (621-2570)								
	2010-11 Actual	2011-12 Actual	2012-13 Budget	2012-13 Revised	2013-14 Proposed	% Change	2014-15 Projected	% Change
Source of Funds:								
Charges for Services	2,400	0	0	0	0	0%	0	0%
Total Source of Funds	2,400	0	0	0	0	0%	0	0%
Use of Funds:								
Personnel	14,009	12,052	90,540	40,960	114,005	178%	116,534	2%
Wilbur Sewer-GenOn Project	0	0	0	500,000	0	-100%	0	0%
Monitoring Wells	0	0	0	0	40,000	100%	40,000	0%
Rehab Trunk Line	528,488	605,322	0	0	0	0%	0	0%
Country Hills Sewer Main Rep.	0	0	800,000	0	800,000	100%	0	0%
L Street Sewer Main Replacement	0	0	0	0	500,000	100%	0	-100%
Trenchless Rehabilitation	0	0	0	0	300,000	100%	300,000	0%
Corrosion Rehab	15,823	56,479	250,000	100,000	100,000	0%	100,000	0%
Total Use of Funds	558,320	673,853	1,140,540	640,960	1,854,005	189%	556,534	-70%
Funded FTE's	0.50	0.50	0.50	0.50	0.50		0.50	

STUDY SESSION – MAY 28, 2013
SPECIAL REVENUE, CAPITAL PROJECTS, ENTERPRISE, & INTERNAL SERVICE FUNDS

SEWER FACILITY EXPANSION FUND 622 – This fund accounts for fees collected from developers to fund offsite or to oversize facilities and replace inadequate sewers.

SEWER FACILITY EXPANSION (FUND 622)								
Statement of Revenues, Expenditures and Change in Net Assets								
	2010-11 Actual	2011-12 Actual	2012-13 Proposed	2012-13 Revised	2013-14 Proposed	% Change	2014-15 Projected	% Change
Beginning Balance, July 1	\$2,576,031	\$2,782,267	\$3,139,754	\$3,139,754	\$3,203,606		\$2,838,929	
Revenue Source:								
Current Service Charges	203,221	393,341	250,000	458,717	535,000	17%	600,000	12%
Investment Income	31,645	25,604	10,000	15,000	10,000	-33%	8,000	-20%
Total Revenues	234,866	418,945	260,000	473,717	545,000	15%	608,000	12%
Expenditures:								
Services & Supplies	11,197	7,743	4,791	408,791	107,791	-74% ¹	6,791	-94%
Sewer Main Replacement	4,526	32,780	800,000	0	800,000	100%	800,000	0%
Interfund Charges	12,907	20,935	21,845	1,074	1,886	76%	8,025	326%
Total Expenditures	28,630	61,458	826,636	409,865	909,677	122%	814,816	-10%
Ending Balance, June 30	\$2,782,267	\$3,139,754	\$2,573,118	\$3,203,606	\$2,838,929		\$2,632,113	

¹VARIANCE: Budgeted expenditures in FY13 for sewer master plan update.

STUDY SESSION – MAY 28, 2013
SPECIAL REVENUE, CAPITAL PROJECTS, ENTERPRISE, & INTERNAL SERVICE FUNDS

MARINA FUND 631 – The Marina Fund accounts for the revenues and expenditures related to operating and maintaining a Marina for the City.

MARINA FUND SUMMARY (Fund 631)								
Statement of Revenues, Expenditures and Change in Net Assets								
	2010-11	2011-12	2012-13	2012-13	2013-14	%	2014-15	%
	Actual	Actual	Budget	Revised	Proposed	Change	Projected	Change
Beginning Balance, July 1	\$957,532	\$1,025,564	\$811,987	\$811,987	\$472,897		\$243,001	
Revenue Source:								
Investment Income	-2,135	7,886	5,000	500	250	100%	250	0%
Charges for Services	677,925	700,477	721,620	690,620	641,552	-7%	690,620	8%
Revenue from Other Agencies	1,472,004	999,878	430,000	1,069,306	420,000	-61%	0	0%
Other	10,255	7,945	7,000	15,418	7,000	-55%	7,000	0%
Transfers In	706,458	250,000	0	284,122	0	-100%	0	0%
Total Revenues	2,864,507	1,966,186	1,163,620	2,059,966	1,068,802	-48%	697,870	-35%
Expenses:								
Personnel	194,289	210,036	220,885	202,230	210,720	4%	275,178	31%
Services & Supplies	532,974	580,027	744,568	1,388,073	559,755	-60%	572,556	2%
Capital Projects	2,021,263	1,340,386	430,000	755,000	470,000	-38%	0	0%
Transfers Out	1,104	1,659	1,681	1,681	1,699	1%	1,717	1%
Interfund Charges	46,845	47,655	51,037	52,072	56,524	9%	57,341	1%
Total Expenses	2,796,475	2,179,763	1,448,171	2,399,056	1,298,698	-46%	906,792	-30%
Ending Balance, June 30	\$1,025,564	\$811,987	\$527,436	\$472,897	\$243,001		\$34,079	

Authorized & Funded FTE's:	Authorized FTE's	Funded 2012-13	Funded 2013-14	Funded 2014-15
Marina Administration	2.35	1.10	1.10	1.10
Marina Maintenance	0.925	0.85	0.85	0.85
Marina Boat Launch	0.30	0.30	0.30	0.30
Total Authorized & Funded FTE's:	3.575	2.25	2.25	2.25

STUDY SESSION – MAY 28, 2013
SPECIAL REVENUE, CAPITAL PROJECTS, ENTERPRISE, & INTERNAL SERVICE FUNDS

MARINA FUND 631 (Continued) –

Marina Administration (631-2410)								
	2010-11	2011-12	2012-13	2012-13	2013-14	%	2014-15	%
	Actual	Actual	Budget	Revised	Proposed	Change	Projected	Change
Sources of Funds:								
Investment Income	-2,135	7,886	5,000	500	250	-50%	250	0%
Charges for Service	677,925	700,477	701,620	670,620	621,552	-7% ¹	670,620	8%
Other	7,052	6,678	7,000	15,418	7,000	-55%	7,000	0%
Transfer in from General Fund	0	0	0	284,122	0	-100% ²	0	0%
Transfer In from ADA	706,458	250,000	0	0	0	0%	0	0%
Total Source of Funds	1,389,300	965,041	713,620	970,660	628,802	-35%	677,870	8%
Use of Funds:								
Personnel	110,813	120,508	104,935	106,196	114,030	7%	116,785	2%
Services & Supplies	470,548	513,365	508,958	1,307,463	514,145	-61% ²	516,946	1%
Transfers Out	1,104	1,659	1,681	1,681	1,699	1%	1,717	1%
Interfund Charges	46,845	47,655	51,037	52,072	56,524	9%	57,341	1%
Total Use of Funds	629,310	683,187	666,611	1,467,412	686,398	-53%	692,789	1%
Funded FTE's	1.25	1.25	1.10	1.10	1.10		1.10	

¹VARIANCE: No rental income from Humphrey's Restaurant.

²VARIANCE: Transfer in of money held in General Fund pending outcome of redevelopment dissolution. The Dept. of Finance has ordered the return of \$768,958 redevelopment monies transferred to the Marina Fund since January 1, 2011. This is included in FY13 services & supplies budget.

³VARIANCE: Projecting partial year vacancy for Marina Leadworker position.

Marina Maintenance (631-2420)								
	2010-11	2011-12	2012-13	2012-13	2013-14	%	2014-15	%
	Actual	Actual	Budget	Revised	Proposed	Change	Projected	Change
Use of Funds:								
Personnel	83,476	89,528	91,670	87,401	76,885	-12% ³	127,938	66%
Services & Supplies	62,426	66,662	230,250	75,250	40,250	-47%	50,250	25%
Total Use of Funds	145,902	156,190	321,920	162,651	117,135	-28%	178,188	52%
Funded FTE's	1.075	1.075	0.925	0.925	0.925		0.925	

STUDY SESSION – MAY 28, 2013
SPECIAL REVENUE, CAPITAL PROJECTS, ENTERPRISE, & INTERNAL SERVICE FUNDS

MARINA FUND 631 (Continued) –

Marina Boat Launch (631-2425)								
	2010-11 Actual	2011-12 Actual	2012-13 Budget	2012-13 Revised	2013-14 Proposed	% Change	2014-15 Projected	% Change
Source of Funds:								
Charges for Services	0	0	20,000	20,000	20,000	0%	20,000	0%
Total Source of Funds	0	0	20,000	20,000	20,000	0%	20,000	0%
Use of Funds:								
Personnel	0	0	24,280	8,633	19,805	129%	30,455	54%
Services & Supplies	0	0	5,360	5,360	5,360	0%	5,360	0%
Total Use of Funds	0	0	29,640	13,993	25,165	80%	35,815	42%
Funded FTE's	0.00	0.00	0.30	0.30	0.30		0.30	

¹VARIANCE: Vacancy savings.

Marina Capital Projects (631-2510)								
	2010-11 Actual	2011-12 Actual	2012-13 Budget	2012-13 Revised	2013-14 Proposed	% Change	2014-15 Projected	% Change
Source of Funds:								
Revenue from Other Agencies	1,472,004	999,878	430,000	1,069,306	420,000	-61% ¹	0	-100%
Total Source of Funds	1,472,004	999,878	430,000	1,069,306	420,000	-61%	0	-100%
Use of Funds:								
Marina Launch Ramp	2,021,263	1,339,346	0	680,000	0	-100%	0	0%
Marina Launch Ramp Phase II	0	1,040	430,000	75,000	420,000	460%	0	-100%
Surveillance Cameras	0	0	0	0	50,000	100%	0	-100%
Total Use of Funds	2,021,263	1,340,386	430,000	755,000	470,000	-38%²	0	-100%
Funded FTE's	0.00	0.00	0.00	0.00	0.00		0.00	

¹VARIANCE: FY13 assumes City will get grant reimbursement of approximately \$252,000 towards the settlement payment for the launch ramp. If not approved by the State, this will result in the loss of projected grant revenue by that amount which will directly impact fund balance.

²VARIANCE: Although the 5 Year Capital Improvement Program includes \$140,000 in projects for Fulton Boat Ramp and the Fuel System at the Marina, funding is not available in the Marina budget for these projects due to the State take away of redevelopment funds and the loss of rental income from Humphrey's Restaurant.

STUDY SESSION – MAY 28, 2013
SPECIAL REVENUE, CAPITAL PROJECTS, ENTERPRISE, & INTERNAL SERVICE FUNDS

INTERNAL SERVICE FUNDS

VEHICLE EQUIPMENT MAINTENANCE FUND 570 – Vehicle repair and maintenance is included in the Vehicle Equipment Maintenance Fund. The fund accounts for the maintenance and repair of vehicles and equipment used by all City departments. The source of revenue for this is rental fees charged to the various departments.

EQUIPMENT MAINTENANCE (Fund 570)								
Statement of Revenues, Expenditures and Change in Net Assets								
	2010-11 Actual	2011-12 Actual	2012-13 Budget	2012-13 Revised	2013-14 Proposed	% Change	2014-15 Projected	% Change
Beginning Balance, July 1	\$294,723	\$425,993	\$113,605	\$113,605	\$61,790		\$16,349	
Revenue Source:								
Investment Income	3,520	1,609	500	500	800	60%	800	0%
Current Service Charges	1,346,040	878,234	1,569,000	1,569,000	1,702,000	8%	1,722,000	1%
Other	2,197	12,462	1,000	13,500	1,000	-93%	1,000	0%
Total Revenues	1,351,757	892,305	1,570,500	1,583,000	1,703,800	8%	1,723,800	1%
Expenditures:								
Personnel	350,244	320,837	294,315	327,087	429,975	31% ¹	476,000	11%
Services & Supplies	774,792	784,174	1,172,094	1,199,393	1,203,870	0%	1,131,548	-6%
Interfund Charges	95,451	99,682	107,829	108,335	115,396	7%	117,390	2%
Total Expenditures	1,220,487	1,204,693	1,574,238	1,634,815	1,749,241	7%	1,724,938	-1%
Ending Balance, June 30	\$425,993	\$113,605	\$109,867	\$61,790	\$16,349		\$15,211	

	Authorized FTE's	Funded 2012-13	Funded 2013-14	Funded 2014-15
Authorized & Funded FTE's:	7.37	3.62	3.62	3.62

¹VARIANCE: Vacancy savings in FY13.

STUDY SESSION – MAY 28, 2013
SPECIAL REVENUE, CAPITAL PROJECTS, ENTERPRISE, & INTERNAL SERVICE FUNDS

VEHICLE EQUIPMENT REPLACEMENT FUND 569 – Vehicle replacement is included in the Vehicle Equipment Replacement Fund. The fund accounts for the replacement of vehicles and equipment used by all City departments. The source of revenue for this is replacement fees charged to the various departments.

VEHICLE REPLACEMENT (FUND 569)								
Statement of Revenues, Expenditures and Change in Net Assets								
	2010-11 Actual	2011-12 Actual	2012-13 Budget	2012-13 Revised	2013-14 Proposed	% Change	2014-15 Projected	% Change
Beginning Balance, July 1	\$1,330,342	\$1,223,786	\$1,267,908	\$1,267,908	\$242,154		\$395,794	
Revenue Source:								
Investment Income	14,871	8,562	4,500	4,500	5,000	11%	7,000	40%
Current Service Charges	196,700	233,810	402,700	402,700	616,640	53% ¹	616,640	0%
Other	22,303	121,242	10,000	59,814	10,000	-83% ²	10,000	0%
Total Revenues	233,874	363,614	417,200	467,014	631,640	35%	633,640	0%
Expenditures:								
Services & Supplies	340,430	319,492	583,500	1,492,768	478,000	-68%	504,000	5%
Transfers Out	0	0	0	0	0	0%	0	0%
Total Expenditures	340,430	319,492	583,500	1,492,768	478,000	-68%	504,000	5%
Ending Balance, June 30	\$1,223,786	\$1,267,908	\$1,101,608	\$242,154	\$395,794		\$525,434	

¹VARIANCE: Increase in replacement charges billed to non General Fund divisions.

²VARIANCE: Significant auction proceeds in FY13.

STUDY SESSION – MAY 28, 2013
SPECIAL REVENUE, CAPITAL PROJECTS, ENTERPRISE, & INTERNAL SERVICE FUNDS

INFORMATION SYSTEMS FUND (573) – The Information Systems Department serves as an internal service provider to all City Departments. The department encompasses the City’s computer technology and telecommunications systems.

INFORMATION SYSTEMS (Fund 573)								
Statement of Revenues, Expenditures and Change in Net Assets								
	2010-11	2011-12	2012-13	2012-13	2013-14	%	2014-15	%
	Actual	Actual	Budget	Revised	Proposed	Change	Projected	Change
Beginning Balance, July 1	\$949,131	\$899,528	\$1,021,852	\$1,021,852	\$1,137,207		\$1,160,886	
Revenue Source:								
Investment Income	10,016	7,729	10,000	8,000	10,000	25%	10,000	0%
Current Service Charges	1,191,455	1,202,971	1,338,354	1,340,898	1,340,898	0%	1,400,898	4%
Other	5,795	124	0	0	0	0%	0	0%
Transfers In	234,996	246,142	247,824	247,824	265,772	7%	278,040	5%
Total Revenues	1,442,262	1,456,966	1,596,178	1,596,722	1,616,670	1%	1,688,938	4%
Expenditures:								
Personnel	750,434	696,598	712,939	706,504	756,729	7%	787,552	4%
Services & Supplies	611,941	512,303	635,717	637,089	690,224	8%	694,612	1%
Interfund Charges	129,490	125,741	135,384	137,774	146,038	6%	147,443	1%
Total Expenditures	1,491,865	1,334,642	1,484,040	1,481,367	1,592,991	8%	1,629,607	2%
Ending Balance, June 30	\$899,528	\$1,021,852	\$1,133,990	\$1,137,207	\$1,160,886		\$1,220,217	

Authorized & Funded FTE's:	Authorized FTE's	Funded 2012-13	Funded 2013-14	Funded 2014-15
Information Services	2.10	1.10	1.10	1.10
Network Support & PCs	4.45	2.75	2.75	2.75
Telephone System	0.45	0.15	0.15	0.15
GIS Support	4.00	3.00	3.00	3.00
Total Authorized & Funded FTE's	11.00	7.00	7.00	7.00

STUDY SESSION – MAY 28, 2013
SPECIAL REVENUE, CAPITAL PROJECTS, ENTERPRISE, & INTERNAL SERVICE FUNDS

INFORMATION SYSTEMS FUND 573 (Continued) –

Information Services Administration (573-1410)								
	2010-11 Actual	2011-12 Actual	2012-13 Budget	2012-13 Revised	2013-14 Proposed	%	2014-15 Projected	%
						Change		Change
Source of Funds:								
Investment Income	10,016	7,729	10,000	8,000	10,000	25%	10,000	0%
Billings to Dept. Computer	308,997	239,000	340,000	340,000	340,000	0%	340,000	0%
Other	5,795	0	0	0	0	0%	0	0%
Total Source of Funds	324,808	246,729	350,000	348,000	350,000	1%	350,000	0%
Use of Funds:								
Personnel	281,153	185,235	168,665	168,665	183,160	9%	191,671	5%
Services & Supplies	68,259	60,738	81,690	80,001	79,830	0%	83,218	4%
Interfund Charges	69,040	70,044	75,241	75,839	79,465	5%	80,963	2%
Total Use of Funds	418,452	316,017	325,596	324,505	342,455	6%	355,852	4%
Funded FTE's	1.10	1.10	1.10	1.10	1.10		1.10	

Information Services - Network Support & PC's (573-1420)								
	2010-11 Actual	2011-12 Actual	2012-13 Budget	2012-13 Revised	2013-14 Budget	%	2014-15 Projected	%
						Change		Change
Source of Funds:								
Billings to Departments	406,476	506,000	523,000	523,000	523,000	0%	583,000	11%
Total Source of Funds	406,476	506,000	523,000	523,000	523,000	0%	583,000	11%
Expenditures:								
Personnel	217,705	251,664	268,205	271,185	288,166	6%	297,421	3%
Services & Supplies	203,549	202,442	256,288	255,373	257,765	1%	257,485	0%
Interfund Charges	35,263	33,843	36,756	37,951	41,142	8%	41,058	0%
Total Expenditures	456,517	487,949	561,249	564,509	587,073	4%	595,964	2%
Funded FTE'S	2.75	2.75	2.75	2.75	2.75		2.75	

STUDY SESSION – MAY 28, 2013
SPECIAL REVENUE, CAPITAL PROJECTS, ENTERPRISE, & INTERNAL SERVICE FUNDS

INFORMATION SYSTEMS FUND 573 (Continued) –

Information Systems - Telephone System (573-1430)								
	2010-11 Actual	2011-12 Actual	2012-13 Budget	2012-13 Revised	2013-14 Budget	% Change	2014-15 Projected	% Change
Revenue Source:								
Billings to Departments	158,281	151,182	171,000	170,000	170,000	0%	170,000	0%
Total Revenues	158,281	151,182	171,000	170,000	170,000	0%	170,000	0%
Expenditures:								
Personnel	17,664	14,817	18,244	18,244	19,630	8%	20,420	4%
Services & Supplies	125,651	82,777	142,418	142,521	142,573	0%	142,658	0%
Interfund Charges	8,935	8,665	9,419	9,718	10,532	8%	10,519	0%
Total Expenditures	152,250	106,259	170,081	170,483	172,735	1%	173,597	0%
Funded FTE'S	0.15	0.15	0.15	0.15	0.15		0.15	

Information Services - GIS Support Services (573-1435)								
	2010-11 Actual	2011-12 Actual	2012-13 Budget	2012-13 Revised	2013-14 Budget	% Change	2014-15 Projected	% Change
Revenue Source:								
Current Service Charges	82,437	65,435	63,000	63,000	63,000	0%	63,000	0%
Transfers In	234,996	246,142	247,824	247,824	265,772	7%	278,040	5%
Total Revenues	317,433	311,577	310,824	310,824	328,772	6%	341,040	4%
Expenditures:								
Personnel	233,912	244,882	257,825	248,410	265,773	7%	278,040	5%
Services & Supplies	53,129	51,365	55,321	59,194	60,056	1%	61,251	2%
Interfund Charges	8,708	8,720	9,529	9,827	10,675	9%	10,667	0%
Total Expenditures	295,749	304,967	322,675	317,431	336,504	6%	349,958	4%
Funded FTE'S	3.00	3.00	3.00	3.00	3.00		3.00	

STUDY SESSION – MAY 28, 2013
SPECIAL REVENUE, CAPITAL PROJECTS, ENTERPRISE, & INTERNAL SERVICE FUNDS

INFORMATION SYSTEMS FUND 573 (Continued) –

Information Services - Office Equipment Replacement (573-1440)								
	2010-11	2011-12	2012-13	2012-13	2013-14	%	2014-15	%
	Actual	Actual	Budget	Revised	Proposed	Change	Projected	Change
Revenue Source:								
Current Service Charges	235,264	241,354	241,354	244,898	244,898	0%	244,898	0%
Total Revenues	235,264	241,354	241,354	244,898	244,898	0%	244,898	0%
Expenditures:								
Services & Supplies	161,353	114,981	100,000	100,000	150,000	50% ¹	150,000	0%
Interfund Charges	7,544	4,469	4,439	4,439	4,224	-5%	4,236	0%
Total Expenditures	168,897	119,450	104,439	104,439	154,224	48%	154,236	0%
Funded FTE'S	0.00	0.00	0.00	0.00	0.00		0.00	

¹VARIANCE: Budgeting more replacements costs in FY14.

STUDY SESSION – MAY 28, 2013
SPECIAL REVENUE, CAPITAL PROJECTS, ENTERPRISE, & INTERNAL SERVICE FUNDS

POST RETIREMENT MEDICAL FUNDS 577, 578, 579 – Post Retirement Medical Funds are used to pay post retirement medical benefits for retirees under the following separate fund categories: Police (Fund 577), Miscellaneous (Fund 578), and Management (Fund 579).

RETIREE MEDICAL POLICE (FUND 577)								
Statement of Revenues, Expenditures and Change in Net Assets								
	2010-11 Actual	2011-12 Actual	2012-13 Budget	2012-13 Revised	2013-14 Proposed	% Change	2014-15 Projected	% Change
Beginning Balance, July 1	\$816,079	(\$112,892)	(\$1,057,892)	(\$1,057,892)	(\$2,693,546)		(\$4,464,229)	
Revenue Source:								
Interest Income	1,555	-473	0	25	0	0%	0	0%
Trust Deposits/Reimbursements	251,375	324,940	442,030	381,822	386,000	1%	425,000	10%
Other	585	638	0	0	0	0%	0	0%
Total Revenues	253,515	325,105	442,030	381,847	386,000	1%	425,000	10%
Expenditures:								
Post Retirement Medical - Police	1,178,801	1,206,140	1,384,275	2,013,376	2,152,511	7%	2,238,334	4%
Transfer Out	0	59,864	0	0	0	0%	0	0%
Interfund Charges	3,685	4,101	4,436	4,125	4,172	1%	4,599	10%
Total Expenditures	1,182,486	1,270,105	1,388,711	2,017,501	2,156,683	7%	2,242,933	4%
Ending Balance, June 30	(\$112,892)	(\$1,057,892)	(\$2,004,573)	(\$2,693,546)	(\$4,464,229)		(\$6,282,162)	
Funded FTE's	0.00	0.00	0.00	0.00	0.00		0.00	

NOTE: Expense includes an accounting entry required for Other Post Employment Benefit (OPEB) Plans to account for the net effect of unfunded portions of the actuarial required contributions against any OPEB assets. In FY14, projecting to pay approximately \$377,000 for medical after retirement benefits.

STUDY SESSION – MAY 28, 2013
SPECIAL REVENUE, CAPITAL PROJECTS, ENTERPRISE, & INTERNAL SERVICE FUNDS

RETIREE MEDICAL MISCELLANEOUS (FUND 578)								
Statement of Revenues, Expenditures and Change in Net Assets								
	2010-11	2011-12	2012-13	2012-13	2013-14	%	2014-15	%
	Actual	Actual	Budget	Revised	Proposed	Change	Projected	Change
Beginning Balance, July 1	\$1,243,384	\$975,325	\$878,829	\$878,829	\$495,948		\$113,798	
Source of Funds:								
Interest Income	3,347	6,669	0	0	0	0%	0	0%
Trust Deposits/Reimbursements	187,294	282,214	324,910	304,020	342,000	12%	332,530	-3%
Other	2,255	2,766	0	0	0	0%	0	0%
Transfers In	0	0	0	0	0	0%	0	0%
Total Source of Funds	192,896	291,649	324,910	304,020	342,000	12%	332,530	-3%
Use of Funds:								
Post Retirement Medical - Misc.	378,889	383,989	397,973	682,384	719,460	5%	738,889	3%
Transfers Out	78,197	0	0	0	0	0%	0	0%
Interfund Charges	3,869	4,156	4,517	4,517	4,690	4%	4,803	2%
Total Use of Funds	460,955	388,145	402,490	686,901	724,150	5%	743,692	3%
Ending Balance, June 30	\$975,325	\$878,829	\$801,249	\$495,948	\$113,798		(\$297,364)	
Funded FTE's	0.00	0.00	0.00	0.00	0.00		0.00	

NOTE: Expense includes an accounting entry required for Other Post Employment Benefit (OPEB) Plans to account for the net effect of unfunded portions of the actuarial required contributions against any OPEB assets. In FY14, projecting to pay approximately \$309,000 for medical after retirement benefits.

STUDY SESSION – MAY 28, 2013
SPECIAL REVENUE, CAPITAL PROJECTS, ENTERPRISE, & INTERNAL SERVICE FUNDS

RETIREE MEDICAL MANAGEMENT (FUND 579)								
Statement of Revenues, Expenditures and Change in Net Assets								
	2010-11	2011-12	2012-13	2012-13	2013-14	%	2014-15	%
	Actual	Actual	Budget	Revised	Proposed	Change	Projected	Change
Beginning Balance, July 1	\$685,127	\$732,628	\$872,310	\$872,310	\$939,962		\$1,062,835	
Source of Funds:								
Interest Income	-317	5,715	0	0	0	0%	0	0%
Trust Deposits/Reimbursements	514,786	435,414	509,379	490,149	578,465	18%	607,002	5%
Other	4,323	187,263	202,314	128,778	122,872	-5% ¹	184,496	50%
Transfers In	78,197	59,865	0	0	0	0%	0	0%
Total Source of Funds	596,989	688,257	711,693	618,927	701,337	13%	791,498	13%
Use of Funds:								
Post Retirement Medical - Mgmt	542,612	541,204	553,450	543,232	570,120	5%	598,470	5%
Transfers Out	0	0	0	0	0	0%	0	0%
Interfund Charges	6,876	7,371	8,043	8,043	8,344	4%	8,532	2%
Total Use of Funds	549,488	548,575	561,493	551,275	578,464	5%	607,002	5%
Ending Balance, June 30	\$732,628	\$872,310	\$1,022,510	\$939,962	\$1,062,835		\$1,247,331	
Authorized FTE's	0.00	0.00	0.00	0.00	0.00		0.00	

¹VARIANCE: Accounting entry required to account for OPEB assets sufficient to cover actuarial required contribution.

STUDY SESSION – MAY 28, 2013
SPECIAL REVENUE, CAPITAL PROJECTS, ENTERPRISE, & INTERNAL SERVICE FUNDS

LOSS CONTROL FUND 580 – The Loss Control Program provides consultation services to City departments in the area of workers' compensation claim cost control and compliance with California OSHA requirements. Staff in this fund is also responsible for assisting departments in maintaining a safe workplace for employees by managing an aggressive health and safety program.

LOSS CONTROL (Fund 580)								
Statement of Revenues, Expenditures and Change in Net Assets								
	2010-11	2011-12	2012-13	2012-13	2013-14	%	2014-15	%
	Actual	Actual	Budget	Revised	Proposed	Change	Projected	Change
Beginning Balance, July 1	\$105	(\$11,759)	\$478,910	\$478,910	\$22,348		\$14,843	
Revenue Source:								
Investment Income	152	3,412	250	250	250	0%	250	0%
Current Service Charges	815,260	736,381	725,000	725,000	1,300,000	79%	1,485,000	14%
Other	40	926	0	0	0	0%	0	0%
Total Revenue	815,452	740,719	725,250	725,250	1,300,250	79%	1,485,250	14%
Expenditures:								
Personnel	118,254	11,365	0	0	0	0%	0	0%
Services & Supplies	690,162	218,722	1,164,462	1,159,668	1,284,323	11%	1,473,992	15%
Interfund Charges	18,900	19,963	22,085	22,144	23,432	6%	23,680	1%
Total Expenditures	827,316	250,050	1,186,547	1,181,812	1,307,755	11%	1,497,672	15%
Ending Balance, June 30	(\$11,759)	\$478,910	\$17,613	\$22,348	\$14,843		\$2,421	

	Authorized	Funded	Funded	Funded
	FTE's	2012-13	2013-14	2014-15
Authorized & Funded FTE's:	1.00	0.00	0.00	0.00

CITY OF ANTIOCH 5 YEAR CAPITAL IMPROVEMENT PROGRAM 2013–2018




TABLE OF CONTENTS

SECTION I: EXECUTIVE SUMMARY

- Capital Improvement Program Overview.....I-1 to I-6
- New Projects Added to 2013/2018.I-7
- Completed Projects in 2012/2013.....I-8
- Projects in Progress.....I-9
- Projected Capital Expenditures.....I-10

SECTION II: PROGRAM CATEGORIES

- Community Facilities..... II-1
- Roadway Improvements II-2 to II-4
- Traffic Signals..... .II-5
- Wastewater & Storm Drain System..... .II-6
- Water System..... II-7 to II-9

SECTION III: PROJECT DETAILS..... III-1 to III-55

CAPITAL IMPROVEMENT PROGRAM OVERVIEW

1. PROGRAM OBJECTIVE

The City of Antioch's Capital Improvement Program (CIP) primary objectives are to provide professional and technical engineering services and support to all City Departments related to facility expansions and improvements, infrastructure rehabilitation and development, and to provide leadership in implementing Federal, State and Local programs.

The CIP relates the City's annual capital expenditures to a long-range plan for public improvements. California Government Code Section 66002 requires local agencies that have developed a fee program to adopt a CIP indicating the approximate location, size and timing of projects, in addition to an estimate for the cost of all facilities or improvements to be financed by fees.

The Capital Budget document is different from the Operating Budget document, but the two budgets are closely linked. The Capital Improvement Budget, as distinguished from the Operating Budget, is used as a planning tool by the City to identify specific Capital Improvement needs consistent with the financing and timing of those needs in a way that assures the most responsible and efficient use of resources.

Projects within the City's CIP are allocated over five years using both existing and projected revenue sources. The CIP staff plans for and designs infrastructure specifications and bid documentations, and provides project management and oversight during and after construction.

The CIP is a five-year plan to guide the construction or acquisition of capital improvements, and includes the capital budget for the upcoming fiscal years, which is a one-year authorization from the City Council to expend dedicated revenues for specified projects. Prior to adoption by the City Council each year, the CIP is reviewed by the City's Planning Commission to assure its consistency with the City's current General Plan.

The five-year CIP is reviewed annually to enable the City Council to reassess projects in the program. Staff continues to prioritize the five-year CIP projects taking into account the City's continued reductions of incoming revenues for several project categories. Project expenditures for outlying years beyond the one-year approval are provided in the CIP for planning purposes only and do not reflect a Council commitment of funds.

CIP Division Personnel:

Ron Bernal	Director of Public Works/City Engineer
Ahmed Abu-Aly	Associate Engineer
Scott Buenting	Associate Engineer
Sal Rodriguez	Senior Engineering Technician
Lori Medeiros	Administrator

2. CIP PROCESS

The CIP is developed as a coordinated effort between the CIP staff, the Director of Public Works/City Engineer, and the Director of Finance.

The annual CIP process begins with a memo and a CIP Project Request form sent out to all City departments and City Council members requesting proposals and requests for capital projects to staff for consideration and inclusion in the CIP with their annual operating requests. New CIP project requests are evaluated and prioritized based on goals and objectives of the City Council, as well as available funding, consequences of not completing the project, and the impacts on the operating budget. Some projects have specified funding sources, such as assessment districts, Federal and State grants or special fees.

The draft CIP is prepared by Capital Improvement staff and reviewed by the Finance Department Director and the Director of Public Works/City Engineer before being circulated and presented to the Planning Commission, the Parks & Recreation Commission, the Economic Development Commission and the City Council as part of the annual review. The final CIP budget is presented to the City Council in June and is adopted concurrently with the annual operating budget.

3. CAPITAL IMPROVEMENT PROGRAM CATEGORIES

The program is divided into six major categories:

- **Community Facilities**
This category includes new and renovated public buildings as well as the Marina. The majority of the projects in this category are located in the City's former redevelopment areas.
- **Parks & Trails**
This category includes improvements and renovations for local and community parks, open space, and trails in the City.
- **Roadway Improvements**
This category includes new streets, street widening, street rehabilitation, grade separations, bridges, the overlay program, sidewalk repair program, and the City's Pavement Management System.
- **Traffic Signals**
This category includes new traffic signals and signal modifications throughout the City.
- **Wastewater and Storm Drain Systems**
This category includes extensions, replacements, rehabilitations and reroutes of the sewer and storm drain system.

- **Water Systems**

This category includes projects related to the Water Treatment Plant, new water lines, and repairs to existing lines.

4. READING THE CIP PROGRAM

In order to facilitate the use of the CIP binder, it is divided into categories. The following category references are of special interest:

- “Program Categories” contains a summary of each project by category and contains a project number, project name and funding source. It also provides a subtotal of expenditures for each category.
- “Project Details” lists projects sorted by project number in numerical order and contains detailed information for each project, such as project location, project description and project justification.

5. SOURCE OF FUNDING FOR CAPITAL IMPROVEMENT PROJECTS

Many of the CIP projects are funded from restricted funding sources.

5.1 CAPITAL IMPROVEMENT FUND

This fund was established to set aside money from the General Fund for any Capital Improvement project not provided for in one of the other funds, such as parks and community facilities improvement projects. Revenue sources for this fund are annexation fees and the proceeds of sales of surplus properties. The City may transfer General Fund dollars to the Capital Improvement Fund as funding becomes available. Decisions to transfer funds from various funding sources to the Capital Improvement Fund are made annually.

5.2 GAS TAX FUND

The City receives gas tax funds from the State of California, as provided by the State Street and Highways Code. The gas tax funds are limited to research, planning, construction, improvement, maintenance, and operation of public streets. The city also uses these funds to pay for maintenance and operation of streetlights.

5.3 LOW AND MODERATE INCOME HOUSING FUND

This fund was for the Redevelopment tax increment, which no longer exists, due to the dissolution of Redevelopment.

5.4 MARINA FUND

This fund accounts for the operation of the City's Marina and the Fulton Shipyard Boat Ramp. Funds are collected from lease agreements, berth rentals and launch fees.

5.5 MEASURE “J” RETURN TO SOURCE

The source of money for this fund is the voter approved one-half cent sales tax. Provided the City has complied with the Growth Management Program, each year the City receives return to source funding from the Contra Costa Transportation Authority to be used for transportation improvement and maintenance projects.

5.6 MELLO ROOS FUND

Formed in 1989, the Mello-Roos District (District) is a joint agreement between the Antioch Unified School District (AUSD) and City. This fund is for the construction of eight AUSD schools and new facilities at the Prewett Family Water Park. Funds for the District come from a fee assessed on each new home located primarily in the Southeast Area. The fees, which are based on the square footage of each home, are used to pay off construction bonds used to finance the District’s construction projects.

5.7 TRAFFIC SIGNAL FUND

Fees are collected from developers to fund offsite traffic signals.

5.8 WATER & SEWER RELATED RESERVE FUNDS

The City collects user fees and developer fees to fund offsite water and sewer facility improvements. The fees are placed into one of the following four funds:

Water Fund

Sewer Fund

Water Facilities Expansion Fund

Sewer Facilities Expansion Fund

5.9 NATIONAL POLLUTANT DISCHARGE ELIMINATION SYSTEM FUND

NPDES- The National Pollutant Discharge Elimination System was mandated by the Clean Water Act of 1987 to reduce storm water related pollution. The program is funded by a parcel assessment.

6. GRANTS FUNDING OPPORTUNITIES

CMAQ - Congestion Mitigation Air Quality funds are federal funds used to reduce emission from vehicle travel and provide alternatives to driving alone. Signal timing is another example of emission reduction.

HBRR - Highway Bridges Repair and Replacement. This money is for renovation and replacement of substandard bridges only.

CDBG - Community Development Block Grant Fund. This fund accounts for grant funds received from the Federal Government for the purpose of developing community programs and urban renewal projects.

HES - Hazard Elimination Safety. These funds are available for upgrading high accident locations on major arterial.

TEA 21-Transportation Equity Act for the 21st Century is a six-year program that provides the state and the local governments funding for transportation improvement and roadway rehabilitation projects.

RTSOP - Regional Traffic Signalization and Operations Program provides funds for traffic signal system projects. The purpose of the program is to support projects that reduce congestion and automobile emissions.

TDA - Transportation Development Act provides state funding, from sales taxes, to each county and city, for transit operations and bicycle facilities.

TFCA- Transportation Fund for Clean Air. Funding under this program is intended to support projects contributing to a reduction in vehicle emissions. Local governments are eligible to apply for TFCA-Regional funds from the Bay Area Air Quality Management District.

BTA -The Bicycle Transportation Account (BTA) provides state funds for city and county projects that improve safety and convenience for bicycle commuters.

SR2S - Safe Routes to School. The program provides funding for construction projects near schools, with the intent of increasing pedestrian and bicyclist safety and improving the environment for non-motorized transportation to and from school.

Measure WW Park Bond Funding - The East Bay Regional Park District has enacted Measure WW. This Park Bond Measure provides funds for the acquisition, renovation and development of neighborhood, community, regional parks and recreation lands and facilities. These fund allocations are available to municipalities over the next 10 years. The City of Antioch's share of allocations is approximately \$4.5 million.

Proposition 1B - As approved by the voters in the November 2006 general elections, Proposition 1B enacts the Highway Safety, Traffic Reduction, Air Quality, and Port Security Bond Act of 2006 to authorize \$19.925 billion of state general obligation bonds for specified purposes, including high-priority transportation corridor improvements, State Route 99 corridor enhancements, trade infrastructure and port security projects, school bus retrofit and replacement purposes, state transportation improvement program augmentation, transit and passenger rail improvements, state-local partnership transportation projects, transit security projects, local bridge seismic retrofit projects, highway-railroad grade separation and crossing improvement projects, state highway safety and rehabilitation projects, local street and road improvement, congestion relief and traffic safety.

DBAW Grant - State Department of Boating and Waterways (DBAW) may grant funds to a county, city, district, or other public agency for the construction and development of small craft launching facilities.

Proposition 1E Storm Water Flood Management Grant - The storm water management portion of Proposition 1E is designed for projects that manage storm water runoff to reduce flooding and are ready, or nearly ready to proceed to implementation. The Storm Water Flood

Management Grants are being disbursed to local agencies through the Integrated Regional Water Management (IRWM) Grant program and provides a 50 percent cost match for the project.

7. ROADWAY MAINTENANCE PROJECTS

In addition to the City's Capital Improvement Program funds allocated to roadway improvements projects, the City's Street Maintenance Division also contributes to roadway improvements each fiscal year by using gas tax revenue to resurface neighborhood streets, and repairing or paving utility service cuts and utility trenches.

The work is performed using a combination of City public work forces and private contractors as part of the City's local street and utility maintenance programs.

PROJECTS COMPLETED IN FISCAL YEAR 12/13

❖	New Traffic Signal @ Delta Fair & Belle	\$300,000
❖	Traffic Signal Improvements at Costco Way and at School Street	\$200,000
	Traffic Signal Category Total:	\$500,000
❖	Hamlin Court Sewer Improvements	\$250,000
❖	Markley Creek Culvert Replacement	\$1,360,000
	Wastewater & Storm Drain System Total:	\$1,610,000
❖	Water Model System Update	\$25,000
❖	WTP Improvements Granular Active Carbon (GAC) Replacement	\$460,000
❖	WTP Improvements, Chemical Storage Tanks Replacement	\$50,000
❖	Watershed Sanitary Survey	\$24,000
❖	Reservoir Rehabilitations at Larkspur and Hillcrest Tanks	\$800,000
❖	Water Main Replacement on Elizabeth Lane, Elizabeth Court, Plumleigh Avenue, Roberts Street and Diablo Avenue	\$450,000
	Water System Total:	\$1,809,000
	Completed Projects Grand Total:	\$3,919,000

PROJECTS IN PROGRESS IN FISCAL YEAR 12/13

❖	Prewett Park Filter Replacement and Resurfacing	\$666,000
❖	Council Chambers A/V System Renovation	\$188,000
❖	Community Park Synthetic Turf Soccer Field	\$3,014,000
❖	Marina Boat Launch Facility Restroom	\$495,000
❖	Tot Lot Playground Replacement at City Park	\$175,000
❖	Surveillance Cameras Citywide, Phase I	\$300,000
	Community Facilities Total:	\$4,838,000
❖	2013 Pavement Maintenance – Rubberized Cape Seal	\$470,000
❖	Wilbur Avenue Bridge	\$14,400,000
❖	Lone Tree Way Intersection Improvements	\$1,700,000
	Roadway Improvements Total:	\$16,570,000
❖	Sewer Master Plan Study	\$300,000
	Wastewater & Storm Drain System Total:	\$300,000
❖	Cambridge Tank Expansion	\$800,000
❖	Water Master Plan Study	\$500,000
	Water System Total:	\$1,300,000
	Projects in Progress Grand Total:	\$23,008,000

PROJECTS ADDED TO 2013-2018 CIP

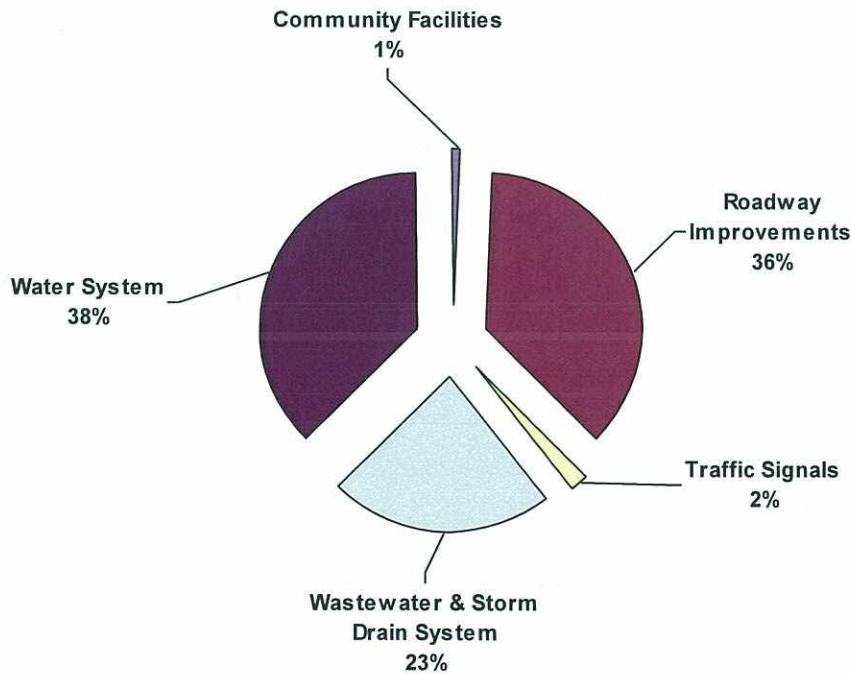
Project No.		Project Estimate	Projected Completion Date
7361	Ninth Street Roadway Improvements	\$970,000	FY 14/15
7448	Transportation Impact Fee Study	\$150,000	FY 13/14
7693	Sunset Pump Station	\$800,000	FY 14/15
7694	WTP Wireless Communication Upgrade	\$350,000	FY16/17
7695	Zone 1 Booster Pump Station	\$30,000	FY 17/18
7696	Wilbur Avenue Booster Pumps	\$125,000	FY 14/15
7697	Water Treatment Plant Electrical Upgrade	\$600,000	FY 15/16
7921	Marina Passive Fuel System	\$100,000	FY 13/14
7922	Fulton Shipyard Boat Ramp Improvements	\$70,000	FY 13/14
7923	Sewer Main Trenchless Rehabilitation	\$300,000/Year	Annually
7924	Marina Surveillance Cameras	\$50,000	FY 13/14
7925	"L" Street Improvement Study	\$50,000	FY 13/14

2013-2018 CIP

Projected Capital Expenditures

(\$ in thousands)

Program Category	Prior FY	FY 13/14	FY 14/15	FY 15/16	FY 16/17	FY 17/18	Total
Community Facilities	\$3,089	\$696	\$0	\$0	\$0	\$0	\$696
Roadway Improvements	\$11,321	\$11,473	\$4,410	\$2,535	\$1,965	\$1,615	\$21,998
Traffic Signals	\$500	\$50	\$250	\$250	\$250	\$250	\$1,050
Wastewater & Storm Drain System	\$1,620	\$5,480	\$4,200	\$1,350	\$1,350	\$1,350	\$13,730
Water System	\$3,312	\$4,060	\$10,835	\$3,235	\$2,745	\$2,260	\$23,135
Total	\$19,842	\$21,759	\$19,695	\$7,370	\$6,310	\$5,475	\$60,609



Community Facilities

\$ in thousands

Project No	Project Title	Source of Funding	Prior FY	FY 13/14	FY 14/15	FY 15/16	FY 16/17	FY 17/18
<input type="checkbox"/>	7015 Marina Launch Ramp Restroom Facility							
		DBAW Grant	\$75	\$420	\$0	\$0	\$0	\$0
	Project Status:	Planning/Design Stage	\$75	\$420	\$0	\$0	\$0	\$0
<input type="checkbox"/>	7610 Fishing Pier Pavilion							
		Measure WW	\$0	\$66	\$0	\$0	\$0	\$0
	Project Status:	Planning/Design Stage	\$0	\$66	\$0	\$0	\$0	\$0
<input type="checkbox"/>	7611 Antioch Community Park Turf Soccer Fields							
		Measure WW	\$2,638	\$0	\$0	\$0	\$0	\$0
		Park-In-Lieu	\$376	\$0	\$0	\$0	\$0	\$0
	Project Status:	Under Construction	\$3,014	\$0	\$0	\$0	\$0	\$0
<input checked="" type="checkbox"/>	7921 Marina Passive Fuel System							
		Marina Fund	\$0	\$90	\$0	\$0	\$0	\$0
	Project Status:	Not Initiated	\$0	\$90	\$0	\$0	\$0	\$0
<input checked="" type="checkbox"/>	7922 Fulton Shipyard Boat Ramp							
		Tidelands Fund	\$0	\$20	\$0	\$0	\$0	\$0
		Marina Fund	\$0	\$50	\$0	\$0	\$0	\$0
	Project Status:	Not Initiated	\$0	\$70	\$0	\$0	\$0	\$0
<input checked="" type="checkbox"/>	7924 Marina Surveillance Cameras							
		Marina Fund	\$0	\$50	\$0	\$0	\$0	\$0
	Project Status:	Not Initiated	\$0	\$50	\$0	\$0	\$0	\$0
Total	Community Facilities		\$3,089	\$696	\$0	\$0	\$0	\$0

= New Project

Roadway Improvements

\$ in thousands

Project No	Project Title	Source of Funding	Prior FY	FY 13/14	FY 14/15	FY 15/16	FY 16/17	FY 17/18
<input type="checkbox"/>	7334	Wilbur Avenue Bridge						
		Gas Tax	\$80	\$0	\$0	\$0	\$0	\$0
		Prop 1B Grant	\$0	\$103	\$0	\$0	\$0	\$0
		HBRR Grant	\$7,215	\$5,400	\$0	\$0	\$0	\$0
		Measure J	\$935	\$700	\$0	\$0	\$0	\$0
Project Status: Under Construction			\$8,230	\$6,203	\$0	\$0	\$0	\$0
<input type="checkbox"/>	7358	Sidewalk Repair Program						
		Gas Tax	\$100	\$100	\$100	\$100	\$100	\$100
		CDBG Fund	\$50	\$0	\$0	\$0	\$0	\$0
		Water Fund	\$183	\$100	\$100	\$100	\$100	\$100
		Sewer Fund	\$150	\$100	\$100	\$100	\$100	\$100
Project Status: Ongoing Program			\$483	\$300	\$300	\$300	\$300	\$300
<input type="checkbox"/>	7359	Pavement Management System Program						
		Gas Tax	\$58	\$30	\$30	\$30	\$30	\$30
Project Status: Ongoing Program			\$58	\$30	\$30	\$30	\$30	\$30
<input checked="" type="checkbox"/>	7361	Ninth Street Roadway Improvements						
		STP Grant	\$0	\$0	\$670	\$0	\$0	\$0
		Measure J	\$0	\$20	\$280	\$0	\$0	\$0
Project Status: Not Initiated			\$0	\$20	\$950	\$0	\$0	\$0
<input type="checkbox"/>	7362	Pavement Preventative Maintenance Program						
		General Fund/Street Maint Fund	\$200	\$200	\$200	\$200	\$200	\$200
		Gas Tax	\$550	\$550	\$550	\$550	\$550	\$550
Project Status: Ongoing			\$750	\$750	\$750	\$750	\$750	\$750

= New Project

Roadway Improvements

\$ in thousands

Project No	Project Title	Source of Funding	Prior FY	FY 13/14	FY 14/15	FY 15/16	FY 16/17	FY 17/18
<input type="checkbox"/>	7363 Hillcrest Ave. Left Turn at Wild Horse Road	Hillcrest AD 26	\$0	\$200	\$0	\$0	\$0	\$0
Project Status: Not Initiated			\$0	\$200	\$0	\$0	\$0	\$0
<input checked="" type="checkbox"/>	7448 Transportation Impact Fee Study	Measure J	\$0	\$150	\$0	\$0	\$0	\$0
Project Status: Not Initiated			\$0	\$150	\$0	\$0	\$0	\$0
<input type="checkbox"/>	7746 CDBG Downtown Roadway Rehabilitation Program	CDBG Fund	\$0	\$270	\$135	\$135	\$135	\$135
Project Status: Ongoing			\$0	\$270	\$135	\$135	\$135	\$135
<input type="checkbox"/>	7748 Country Hills Drive Pavement Rehabilitation	Gas Tax	\$50	\$1,080	\$0	\$0	\$0	\$0
Project Status: Planning/Design Stage			\$50	\$1,080	\$0	\$0	\$0	\$0
<input type="checkbox"/>	7749 Longview Road Pavement Rehabilitation	Gas Tax	\$0	\$40	\$700	\$0	\$0	\$0
Project Status: Not Initiated			\$0	\$40	\$700	\$0	\$0	\$0
<input type="checkbox"/>	7751 Lone Tree Way Pavement Overlay	Measure J	\$0	\$0	\$50	\$1,320	\$0	\$0
Project Status: Not Initiated			\$0	\$0	\$50	\$1,320	\$0	\$0
<input type="checkbox"/>	7908 Lone Tree Way Intersection Improvements	Lone Tree Way AD 27/31	\$1,200	\$0	\$0	\$0	\$0	\$0
		Measure J	\$500	\$0	\$0	\$0	\$0	\$0
Project Status: Planning/Design Stage			\$1,700	\$0	\$0	\$0	\$0	\$0
<input type="checkbox"/>	7910 Cavallo Road Pavement Rehabilitation	Gas Tax	\$0	\$20	\$810	\$0	\$0	\$0
Project Status: Not Initiated			\$0	\$20	\$810	\$0	\$0	\$0
<input type="checkbox"/>	7912 Golf Course Road Pavement Rehabilitation	Gas Tax	\$0	\$0	\$0	\$0	\$750	\$0
Project Status: Not Initiated			\$0	\$0	\$0	\$0	\$750	\$0

= New Project

Roadway Improvements

\$ in thousands

Project No	Project Title	Source of Funding	Prior FY	FY 13/14	FY 14/15	FY 15/16	FY 16/17	FY 17/18
<input type="checkbox"/>	7913	Deer Valley Road/Davison Drive/Sunset Lane Pavement Re						
		Prop 1B Grant	\$0	\$1,450	\$0	\$0	\$0	\$0
		Gas Tax	\$50	\$500	\$0	\$0	\$0	\$0
Project Status: Planning/Design Stage			\$50	\$1,950	\$0	\$0	\$0	\$0
<input type="checkbox"/>	7915	2nd Street Pavement Rehabilitation						
		Gas Tax	\$0	\$410	\$0	\$0	\$0	\$0
Project Status: Not Initiated			\$0	\$410	\$0	\$0	\$0	\$0
<input type="checkbox"/>	7917	"G" Street Pavement Rehabilitation						
		Gas Tax	\$0	\$0	\$685	\$0	\$0	\$0
Project Status: Not Initiated			\$0	\$0	\$685	\$0	\$0	\$0
<input type="checkbox"/>	7920	Hillcrest Avenue Median Landscape						
		Measure J	\$0	\$0	\$0	\$0	\$0	\$400
Project Status: Not Initiated			\$0	\$0	\$0	\$0	\$0	\$400
<input checked="" type="checkbox"/>	7925	"L" Street Improvement Study						
		Measure J	\$0	\$50	\$0	\$0	\$0	\$0
Project Status: Not Initiated			\$0	\$50	\$0	\$0	\$0	\$0
Total	Roadway Improvements		\$11,321	\$11,473	\$4,410	\$2,535	\$1,965	\$1,615

= New Project

Traffic Signals

\$ in thousands

<i>Project No</i>	<i>Project Title</i>	<i>Source of Funding</i>	<i>Prior FY</i>	<i>FY 13/14</i>	<i>FY 14/15</i>	<i>FY 15/16</i>	<i>FY 16/17</i>	<i>FY 17/18</i>
<input type="checkbox"/>	7447	New Traffic Signals						
		Traffic Signal Fund	\$500	\$50	\$250	\$250	\$250	\$250
Project Status:	Planning/Design Stage		\$500	\$50	\$250	\$250	\$250	\$250
Total	Traffic Signals		\$500	\$50	\$250	\$250	\$250	\$250

= *New Project*

Wastewater & Storm Drain System

\$ in thousands

<i>Project No</i>	<i>Project Title</i>	<i>Source of Funding</i>	<i>Prior FY</i>	<i>FY 13/14</i>	<i>FY 14/15</i>	<i>FY 15/16</i>	<i>FY 16/17</i>	<i>FY 17/18</i>
<input type="checkbox"/>	7724 Sewer Main Capacity Improvements Program							
		Sewer Facility Expansion Fund	\$0	\$800	\$800	\$800	\$800	\$800
	Project Status:	Ongoing Program	\$0	\$800	\$800	\$800	\$800	\$800
<input type="checkbox"/>	7736 Sewer Line Corrosion Rehabilitation Program							
		Sewer Fund	\$100	\$100	\$100	\$250	\$250	\$250
	Project Status:	Ongoing Program	\$100	\$100	\$100	\$250	\$250	\$250
<input type="checkbox"/>	7737 West Antioch Creek Channel Improvements							
		Flood Dist Drainage Area Fund	\$0	\$900	\$900	\$0	\$0	\$0
		NPDES	\$400	\$0	\$0	\$0	\$0	\$0
		AD 27/31	\$500	\$600	\$600	\$0	\$0	\$0
		Prop 1E Grant	\$0	\$1,500	\$1,500	\$0	\$0	\$0
	Project Status:	Permit Process	\$900	\$3,000	\$3,000	\$0	\$0	\$0
<input type="checkbox"/>	7738 Country Hills Sewer Main Replacement							
		Sewer Fund	\$100	\$800	\$0	\$0	\$0	\$0
	Project Status:	Planning/Design Stage	\$100	\$800	\$0	\$0	\$0	\$0
<input type="checkbox"/>	7739 "L" Street Sewer Main Replacement at HWY 4							
		Sewer Fund	\$20	\$480	\$0	\$0	\$0	\$0
	Project Status:	Under Construction	\$20	\$480	\$0	\$0	\$0	\$0
<input type="checkbox"/>	7740 Master Sewer Study Update							
		Sewer Fund	\$500	\$0	\$0	\$0	\$0	\$0
	Project Status:	Not Initiated	\$500	\$0	\$0	\$0	\$0	\$0
<input checked="" type="checkbox"/>	7923 Sewer Main Trenchless Rehabilitation							
		Sewer Fund	\$0	\$300	\$300	\$300	\$300	\$300
	Project Status:	Not Initiated	\$0	\$300	\$300	\$300	\$300	\$300
Total	Wastewater & Storm Drain System		\$1,620	\$5,480	\$4,200	\$1,350	\$1,350	\$1,350

= New Project

Water System

\$ in thousands

<i>Project No</i>	<i>Project Title</i>	<i>Source of Funding</i>	<i>Prior FY</i>	<i>FY 13/14</i>	<i>FY 14/15</i>	<i>FY 15/16</i>	<i>FY 16/17</i>	<i>FY 17/18</i>
<input type="checkbox"/>	7679 Cambridge Tank Expansion	Water Fund	\$800	\$0	\$0	\$0	\$0	\$0
Project Status: Not Initiated			\$800	\$0	\$0	\$0	\$0	\$0
<input type="checkbox"/>	7680 Storm Drain Sluice Gates Replacement	Water Fund	\$0	\$100	\$0	\$0	\$0	\$0
Project Status: Not Initiated			\$0	\$100	\$0	\$0	\$0	\$0
<input type="checkbox"/>	7682 Water Treatment Plant Solids Handling Improvements	Water Fund	\$50	\$700	\$7,700	\$0	\$0	\$0
Project Status: Not Initiated			\$50	\$700	\$7,700	\$0	\$0	\$0
<input type="checkbox"/>	7684 Water Treatment Plant Drainage Capture	Water Fund	\$0	\$0	\$0	\$100	\$1,000	\$0
Project Status: Not Initiated			\$0	\$0	\$0	\$100	\$1,000	\$0
<input type="checkbox"/>	7685 Canal Pump No. 4 Improvements	Water Fund	\$10	\$200	\$0	\$0	\$0	\$0
Project Status: Not Initiated			\$10	\$200	\$0	\$0	\$0	\$0
<input type="checkbox"/>	7686 Direct Raw Water Connection to Water Treatment Plant	Water Fund	\$0	\$0	\$30	\$220	\$0	\$0
Project Status: Not Initiated			\$0	\$0	\$30	\$220	\$0	\$0
<input type="checkbox"/>	7689 Chemical Tanks Replacement	Water Fund	\$54	\$70	\$0	\$0	\$0	\$0
Project Status: Not Initiated			\$54	\$70	\$0	\$0	\$0	\$0
<input type="checkbox"/>	7692 Inspection/Assessment of the Raw Water Pipelines	Water Fund	\$0	\$500	\$0	\$250	\$0	\$0
Project Status: Not Initiated			\$0	\$500	\$0	\$250	\$0	\$0
<input checked="" type="checkbox"/>	7693 Sunset Pump Station	Water Fund	\$0	\$50	\$750	\$0	\$0	\$0
Project Status: Not Initiated			\$0	\$50	\$750	\$0	\$0	\$0

= New Project

Water System

\$ in thousands

<i>Project No</i>	<i>Project Title</i>	<i>Source of Funding</i>	<i>Prior FY</i>	<i>FY 13/14</i>	<i>FY 14/15</i>	<i>FY 15/16</i>	<i>FY 16/17</i>	<i>FY 17/18</i>
<input checked="" type="checkbox"/> 7694	<i>Wireless Communication Upgrade</i>							
		Water Fund	\$0	\$0	\$0	\$50	\$300	\$0
<i>Project Status:</i> Not Initiated			\$0	\$0	\$0	\$50	\$300	\$0
<input checked="" type="checkbox"/> 7695	<i>Zone 1 Booster Pump Station</i>							
		Water Fund	\$0	\$0	\$0	\$0	\$0	\$30
<i>Project Status:</i> Not Initiated			\$0	\$0	\$0	\$0	\$0	\$30
<input checked="" type="checkbox"/> 7696	<i>Wilbur Avenue Booster Pumps</i>							
		Water Fund	\$0	\$25	\$100	\$0	\$0	\$30
<i>Project Status:</i> Not Initiated			\$0	\$25	\$100	\$0	\$0	\$30
<input checked="" type="checkbox"/> 7697	<i>Water Treatment Plant Electrical Upgrade</i>							
		Water Fund	\$0	\$0	\$100	\$500	\$0	\$0
<i>Project Status:</i> Not Initiated			\$0	\$0	\$100	\$500	\$0	\$0
Total	Water System		\$3,312	\$4,060	\$10,835	\$3,235	\$2,745	\$2,260

= New Project

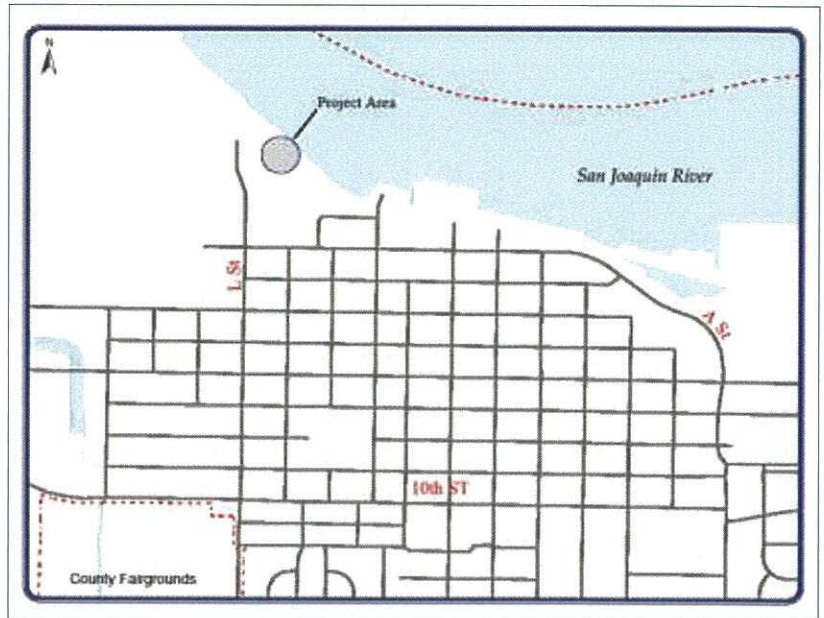
Location: Antioch Marina at the foot of "L" Street

Lead Department : Public Works

Est Completion: FY 13/14

Project Cost Estimate: \$495,000

(The estimate includes construction, design, project administration, inspection and construction management)



Project Description: The project will construct a new restroom facility at the new Marina Launch Ramp.

Justification: The new grant funding will supplement the previous grant for the launch ramp and provide funding for the new restroom facility.

Source of Funding	Project Funding					
	Prior FY	FY 13/14	FY 14/15	FY 15/16	FY 16/17	FY 17/18
DBAW Grant	\$75	\$420	\$0	\$0	\$0	\$0
	\$75	\$420	\$0	\$0	\$0	\$0

Comments:

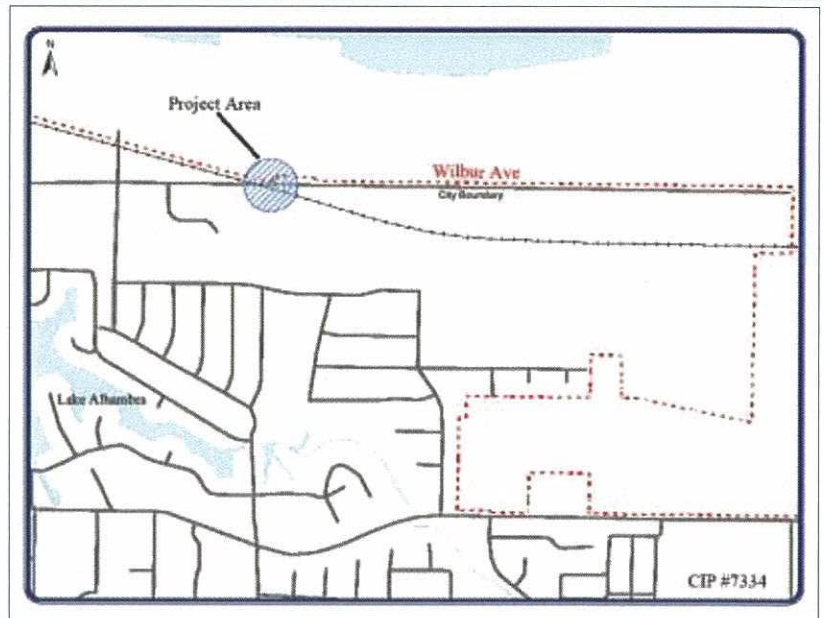
Location: Wilbur Avenue east of Minaker Drive over the BNSF railroad tracks

Lead Department : Public Works

Est Completion: July 2015

Project Cost Estimate: \$15,720,000

(The estimate includes construction, design, project administration, inspection and construction management)



Project Description: The project consists of constructing a parallel new bridge north of the existing bridge, seismically retrofit the existing overhead structure, constructing roadway approach east of the bridge and replacing the existing bridge barrier railings.

Justification: The existing two-lane structure and barrier railings do not meet the City and State standards and are in need of retrofitting for seismic stability. The project will improve traffic circulation and traffic safety on Wilbur Avenue.

Source of Funding	Project Funding					
	Prior FY	FY 13/14	FY 14/15	FY 15/16	FY 16/17	FY 17/18
Prop 1B Grant	\$0	\$103	\$0	\$0	\$0	\$0
Measure J	\$935	\$700	\$0	\$0	\$0	\$0
HBRR Grant	\$7,215	\$5,400	\$0	\$0	\$0	\$0
Gas Tax	\$80	\$0	\$0	\$0	\$0	\$0
	\$8,230	\$6,203	\$0	\$0	\$0	\$0

Comments:

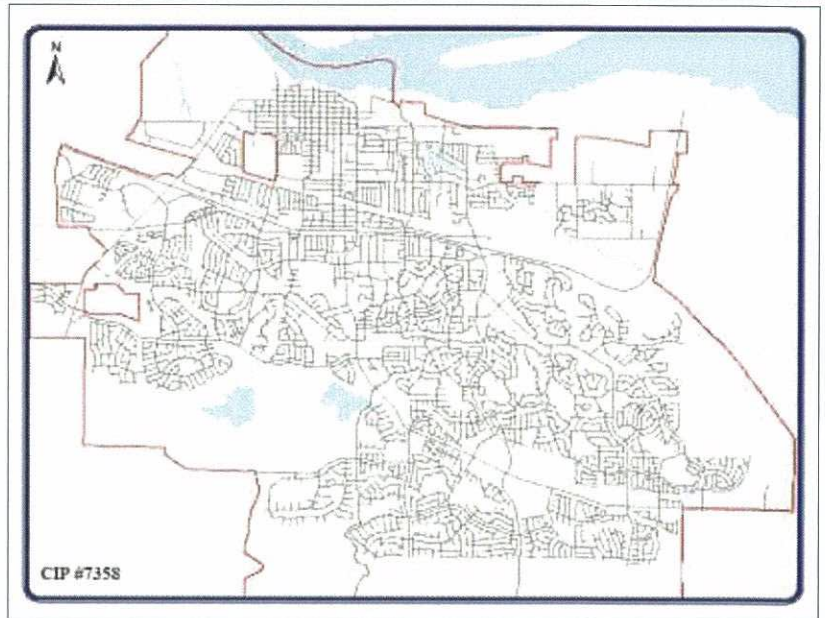
Location: Citywide

Lead Department : Public Works

Est Completion: On-going Program

Project Cost Estimate: \$300,000

(The estimate includes construction, design, project administration, inspection and construction management)



Project Description: The program contracts with a concrete contractor to remove and replace sidewalks that have been damaged or raised due to tree roots or due to utility service repair work. The program installs new handicap ramps to bring the city in compliance with ADA .

Justification: Problems arising from age and landscape impacts have caused sections of curb and sidewalk to uplift, creating a pedestrian hazard. The program removes and replaces existing non ADA compliant sidewalk at curb returns.

Source of Funding	Project Funding					
	(\$ in thousands)					
	Prior FY	FY 13/14	FY 14/15	FY 15/16	FY 16/17	FY 17/18
CDBG Fund	\$50	\$0	\$0	\$0	\$0	\$0
Gas Tax	\$100	\$100	\$100	\$100	\$100	\$100
Water Fund	\$183	\$100	\$100	\$100	\$100	\$100
Sewer Fund	\$150	\$100	\$100	\$100	\$100	\$100
	\$483	\$300	\$300	\$300	\$300	\$300

Comments: Funds are allocated to the program from the appropriate sources in addition to the property owner's contributions to the cost of repair.

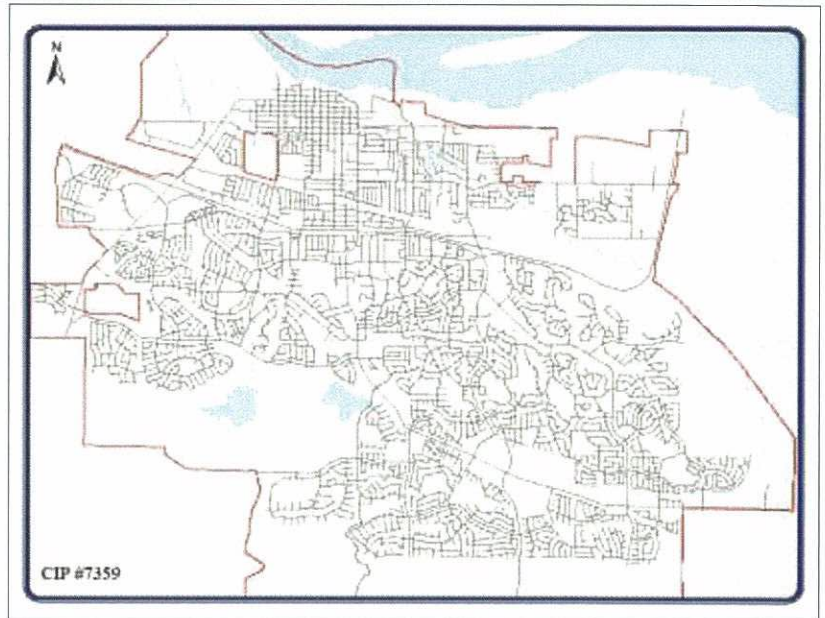
Location: Citywide

Lead Department : Public Works

Est Completion: On-going Program

Project Cost Estimate: \$30,000

(The estimate includes construction, design, project administration, inspection and construction management)



Project Description: The Pavement Management System program evaluates all the streets based on the pavement conditions and recommends pavement repair options.

Justification: A Pavement Management Plan is required as a condition of Measure "J" funding for streets.

Source of Funding	Project Funding					
	(\$ in thousands)					
	Prior FY	FY 13/14	FY 14/15	FY 15/16	FY 16/17	FY 17/18
Gas Tax	\$58	\$30	\$30	\$30	\$30	\$30
	\$58	\$30	\$30	\$30	\$30	\$30

Comments:

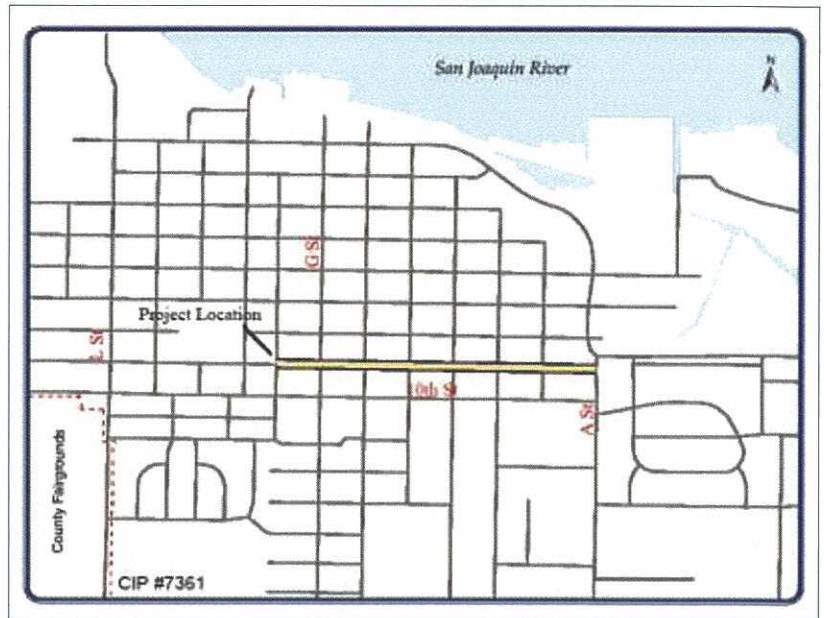
Location: Ninth Street from "H" to "A" Street

Lead Department : Public Works

Est Completion: FY 14/15

Project Cost Estimate: \$970,000

(The estimate includes construction, design, project administration, inspection and construction management)



Project Description: The project includes roadway rehabilitation, replacement of damaged sidewalk, curb and gutter, installation of new handicapped ramps and storm drain system modifications.

Justification: Existing pavement has deteriorated due to age and is in need of rehabilitation. The project will reduce the crown on the pavement profile and replace handicap ramps to meet ADA standards.

Source of Funding	Project Funding					
	Prior FY	FY 13/14	FY 14/15	FY 15/16	FY 16/17	FY 17/18
STP Grant	\$0	\$0	\$670	\$0	\$0	\$0
Measure J	\$0	\$20	\$280	\$0	\$0	\$0
	\$0	\$20	\$950	\$0	\$0	\$0

Comments:

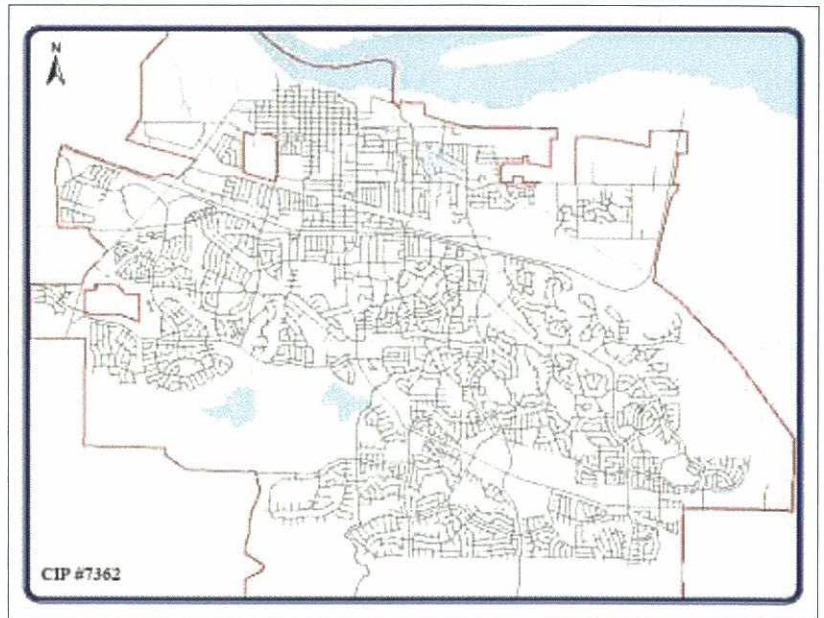
Location: Citywide

Lead Department : Public Works

Est Completion: On-going Program

Project Cost Estimate: \$750,000

(The estimate includes construction, design, project administration, inspection and construction management)



Project Description: The City Pavement Preventative Maintenance Program provides pavement preservation treatments such as slurry seal and other preventative maintenance treatments to extend the road's life expectancy.

Justification: The program implements the Pavement Management System program and recommendations.

Source of Funding	Project Funding					
	(\$ in thousands)					
	Prior FY	FY 13/14	FY 14/15	FY 15/16	FY 16/17	FY 17/18
General Fund/Street Maint Fund	\$200	\$200	\$200	\$200	\$200	\$200
Gas Tax	\$550	\$550	\$550	\$550	\$550	\$550
	\$750	\$750	\$750	\$750	\$750	\$750

Comments: The program includes yearly maintenance construction contracts such as slurry seal, crack seal and other preventative maintenance projects.

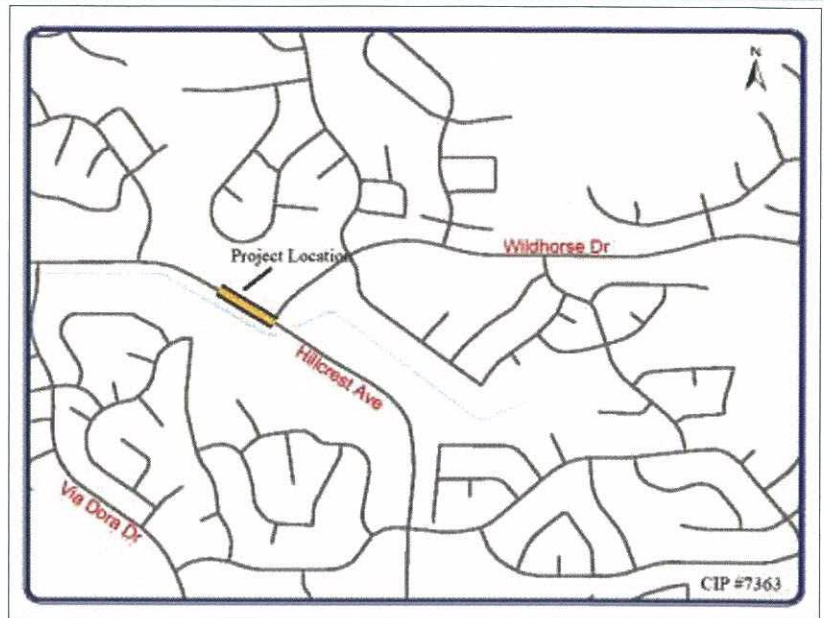
Location: Hillcrest Avenue at Wild Horse Road

Lead Department : Public Works

Est Completion: FY 13/14

Project Cost Estimate: \$200,000

(The estimate includes construction, design, project administration, inspection and construction management)



Project Description: Extend the Hillcrest Avenue left turn pocket at Wild Horse Road.

Justification: Additional capacity is necessary for build out of the development to the east and future extension of Wild Horse Road to Slatten Ranch Road

Source of Funding	Project Funding					
	Prior FY	FY 13/14	FY 14/15	FY 15/16	FY 16/17	FY 17/18
Hillcrest AD 26	\$0	\$200	\$0	\$0	\$0	\$0
	\$0	\$200	\$0	\$0	\$0	\$0

Comments:

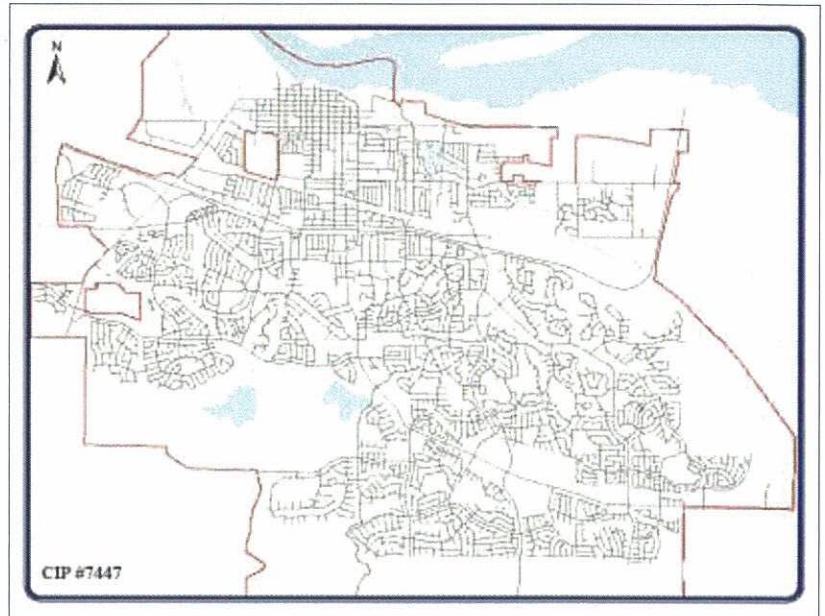
Location: Citywide

Lead Department : Public Works

Est Completion: On-going Program

Project Cost Estimate: \$50,000

(The estimate includes construction, design, project administration, inspection and construction management)



Project Description: Install new traffic signals and traffic signal improvements that prove to be warranted at various intersections throughout the City.

Justification: A traffic signal warrant analysis justifies the need for a new traffic signal at various intersections throughout the City.

Source of Funding	Project Funding					
	(\$ in thousands)					
	Prior FY	FY 13/14	FY 14/15	FY 15/16	FY 16/17	FY 17/18
Traffic Signal Fund	\$500	\$50	\$250	\$250	\$250	\$250
	\$500	\$50	\$250	\$250	\$250	\$250

Comments:

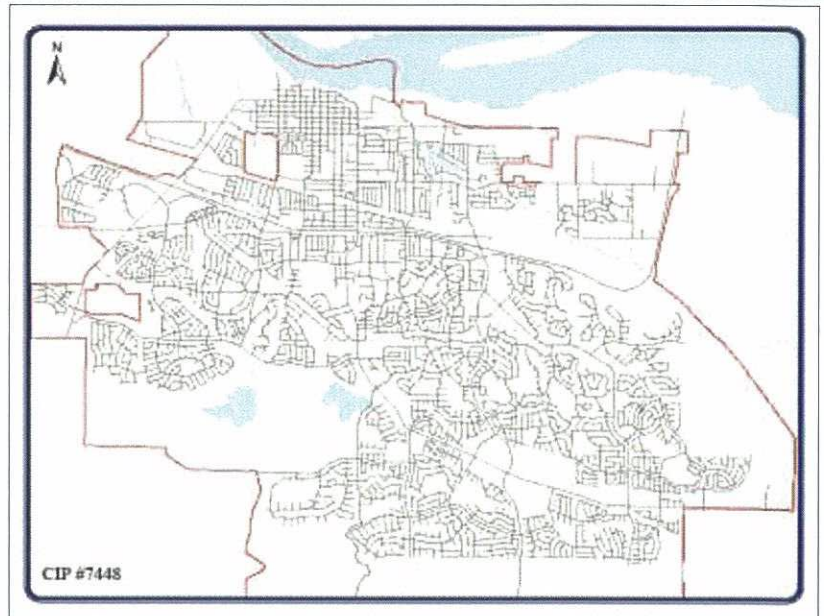
Location: Citywide

Lead Department : Public Works

Est Completion: FY 13/14

Project Cost Estimate: \$150,000

(The estimate includes construction, design, project administration, inspection and construction management)



Project Description: The study will update the current traffic impact fee program.

Justification: The existing traffic impact fee program is used to finance the construction of traffic signal improvements. The new study will be expanded to include other transportation improvements needed to support new developments throughout the City.

Source of Funding	Project Funding					
	(\$ in thousands)					
	Prior FY	FY 13/14	FY 14/15	FY 15/16	FY 16/17	FY 17/18
Measure J	\$0	\$150	\$0	\$0	\$0	\$0
	\$0	\$150	\$0	\$0	\$0	\$0

Comments:

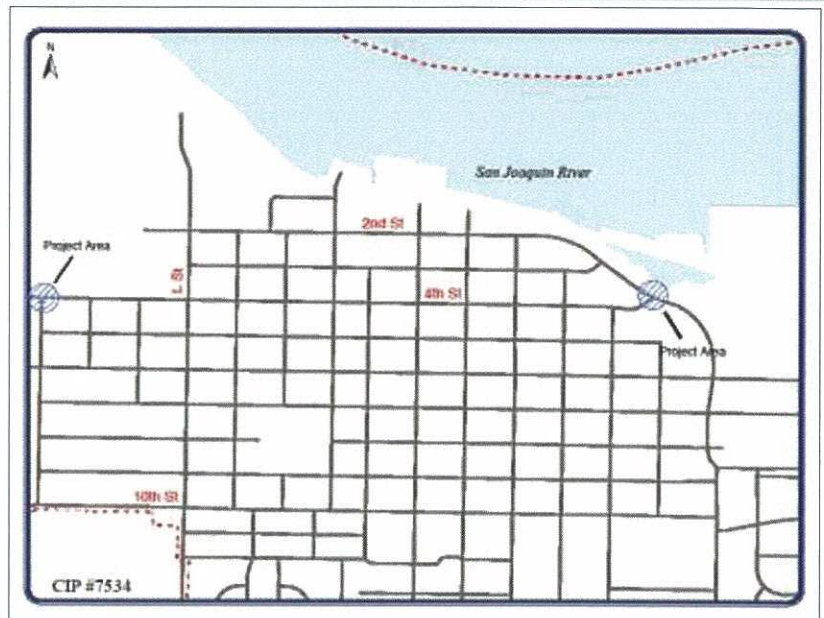
Location: Second Street and 4th & "N" Streets

Lead Department : Public Works

Est Completion: On-going Program

Project Cost Estimate: \$240,000

(The estimate includes construction, design, project administration, inspection and construction management)



Project Description: The program provides annual reports for various sites where underground storage tanks were removed. Soil and groundwater samples are collected and analyzed for total petroleum hydrocarbons in the diesel, gasoline and motor oil.

Justification: On-going program, as required by the County Health Department and California Regional Water Quality Control Board.

Source of Funding	Project Funding					
	Prior FY	FY 13/14	FY 14/15	FY 15/16	FY 16/17	FY 17/18
Sewer Fund	\$40	\$40	\$40	\$0	\$0	\$0
Water Fund	\$40	\$40	\$40	\$0	\$0	\$0
	\$80	\$80	\$80	\$0	\$0	\$0

Comments: State regulations require installation, sampling and analysis of monitoring wells in areas where underground storage tanks have been removed. The City is actively pursuing final closure of these monitoring wells.

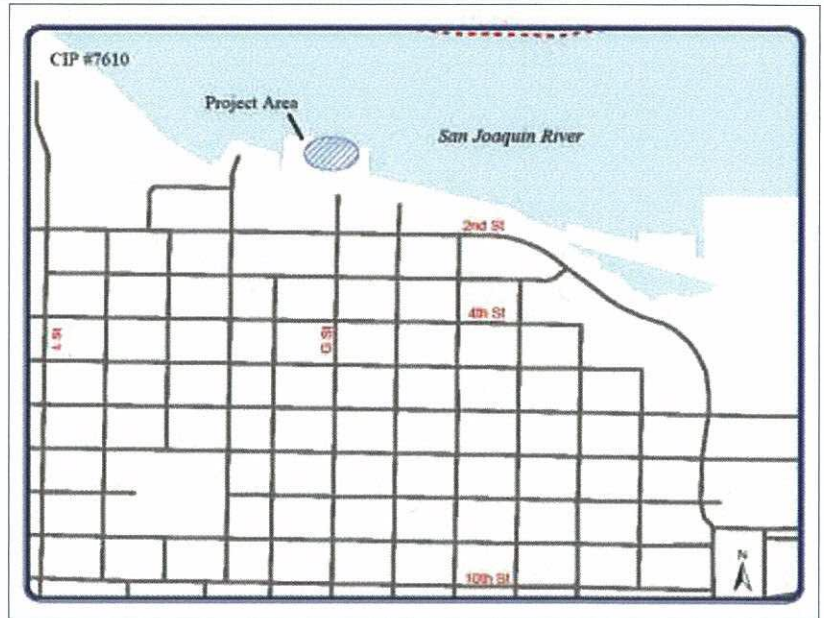
Location: Fishing Pier east of the foot of I Street

Lead Department : Public Works

Est Completion: FY 13/14

Project Cost Estimate: \$66,000

(The estimate includes construction, design, project administration, inspection and construction management)



Project Description: Remove the existing restroom structure on Antioch's fishing pier to construct a shade structure pavilion.

Justification: The restroom has been closed because it is not functional and fails to meet the public's needs.

Source of Funding	Project Funding					
	Prior FY	FY 13/14	FY 14/15	FY 15/16	FY 16/17	FY 17/18
Measure WW	\$0	\$66	\$0	\$0	\$0	\$0
	\$0	\$66	\$0	\$0	\$0	\$0

Comments: This will provide covered shelter from sun and rain on the pier and will create an open covered pavilion.

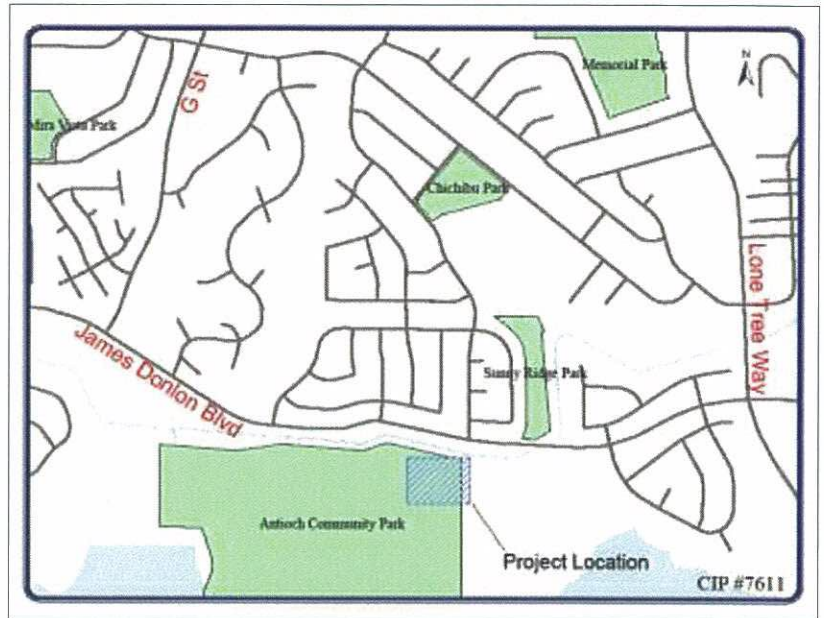
Location: Antioch Community Park on James Donlon Blvd

Lead Department : Public Works

Est Completion: FY 13/14

Project Cost Estimate: \$3,000,014

(The estimate includes construction, design, project administration, inspection and construction management)



Project Description: Renovate two existing natural turf soccer/multi-purpose fields and replacing them with two soccer/multi-use synthetic turf fields with Athletic field lighting on both fields. This project also includes security cameras and fencing.

Justification: This project will increase the field space for users on a year-round basis, while improving the field safety and access to the facility.

Source of Funding	Project Funding					
	Prior FY	FY 13/14	FY 14/15	FY 15/16	FY 16/17	FY 17/18
Measure WW	\$2,638	\$0	\$0	\$0	\$0	\$0
Park-In-Lieu	\$376	\$0	\$0	\$0	\$0	\$0
	<i>\$3,014</i>	<i>\$0</i>	<i>\$0</i>	<i>\$0</i>	<i>\$0</i>	<i>\$0</i>

Comments: This project is one of the Measure WW projects approved by the City Council in 2010.

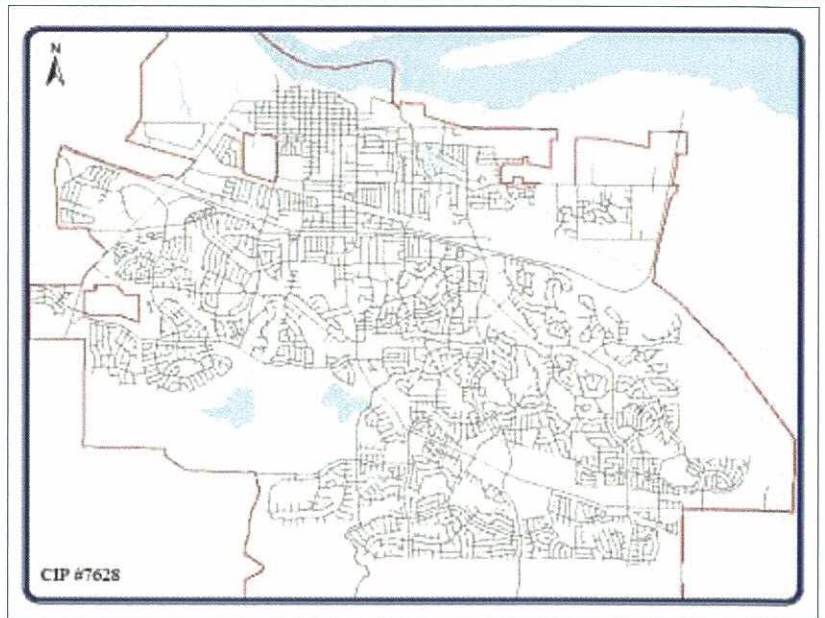
Location: Citywide

Lead Department : Public Works

Est Completion: On-going Program

Project Cost Estimate: \$1,000,000

(The estimate includes construction, design, project administration, inspection and construction management)



Project Description: The projects consists of replacing the existing water facilities as defined in the Water System Master Plan and as requested by Public Works Dept. to improve efficiency in the existing system.

Justification: Portions of the existing water system are aging and/or have experienced failures due to deterioration and are in need of replacement and upgrades.

Source of Funding	Project Funding					
	(\$ in thousands)					
	Prior FY	FY 13/14	FY 14/15	FY 15/16	FY 16/17	FY 17/18
Water Line Expansion Fund	\$500	\$1,000	\$1,000	\$1,000	\$1,000	\$1,000
	\$500	\$1,000	\$1,000	\$1,000	\$1,000	\$1,000

Comments: The next project area will include Stillwell Cir., Brisdale Pl., Cataline Ave and Hawthorne Ave.

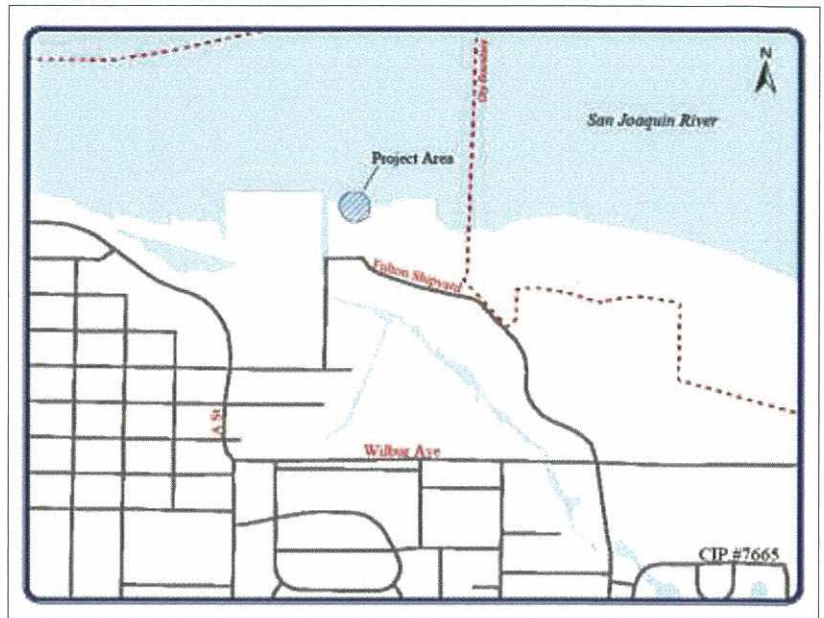
Location: Raw water pumping station at Fulton Shipyard Road Boat Ramp

Lead Department : Public Works

Est Completion: FY 14/15

Project Cost Estimate: \$460,000

(The estimate includes construction, design, project administration, inspection and construction management)



Project Description: The project will include rebuilding the pump and motor, improving surge control and building ventilation, replacing the pump control system and the discharge pipeline.

Justification: The existing raw water pump and motor are aging and in need of rehabilitation to continue operating efficiently.

Source of Funding	Project Funding					
	Prior FY	FY 13/14	FY 14/15	FY 15/16	FY 16/17	FY 17/18
Water Fund	\$0	\$60	\$400	\$0	\$0	\$0
	\$0	\$60	\$400	\$0	\$0	\$0

Comments:

Location: Water Treatment Plant on "D" Street

Lead Department : Public Works

Est Completion: On-going Improvements

Project Cost Estimate: \$530,000

(The estimate includes construction, design, project administration, inspection and construction management)



Project Description: Replacement of granular activated carbon (GAC) filters of both "A" and "B" Plants at the Water Treatment Plant.

Justification: The GAC filters must be replaced every four to five years to perform efficiently.

Source of Funding	Project Funding					
	Prior FY	FY 13/14	FY 14/15	FY 15/16	FY 16/17	FY 17/18
Water Fund	\$500	\$530	\$0	\$0	\$0	\$600
	\$500	\$530	\$0	\$0	\$0	\$600

Comments:

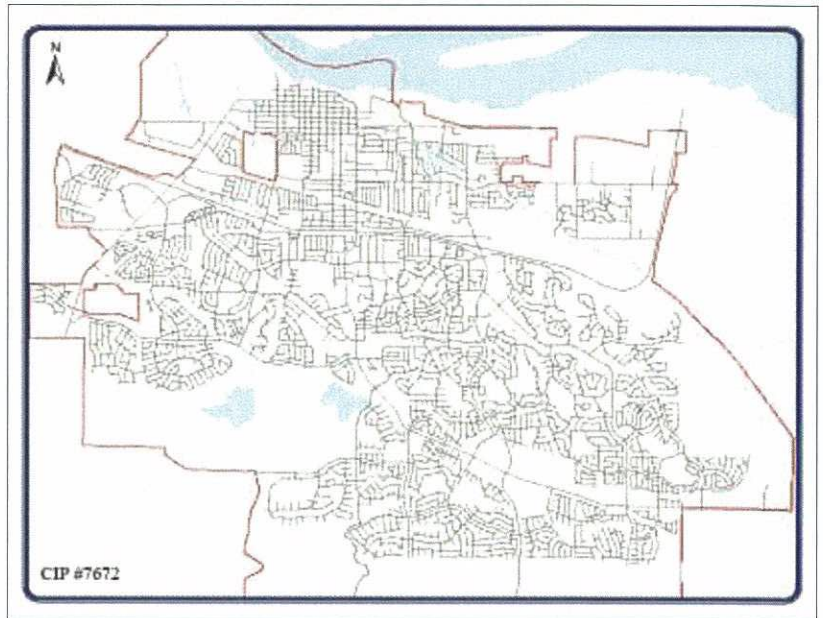
Location: Citywide

Lead Department : Public Works

Est Completion: On-going Studies

Project Cost Estimate: \$270,000

(The estimate includes construction, design, project administration, inspection and construction management)



Project Description: Prepare the following studies: Water Master Plan Update, Urban Water Management Plan Update, Watershed Sanitary Survey Update, Water Rate Study and Structural Evaluation of the WTP .

Justification: Provide updated information and direction regarding various water related topics including water rate establishment.

Source of Funding	Project Funding					
	(\$ in thousands)					
	Prior FY	FY 13/14	FY 14/15	FY 15/16	FY 16/17	FY 17/18
Water Fund	\$180	\$270	\$50	\$50	\$50	\$50
	<i>\$180</i>	<i>\$270</i>	<i>\$50</i>	<i>\$50</i>	<i>\$50</i>	<i>\$50</i>

Comments:

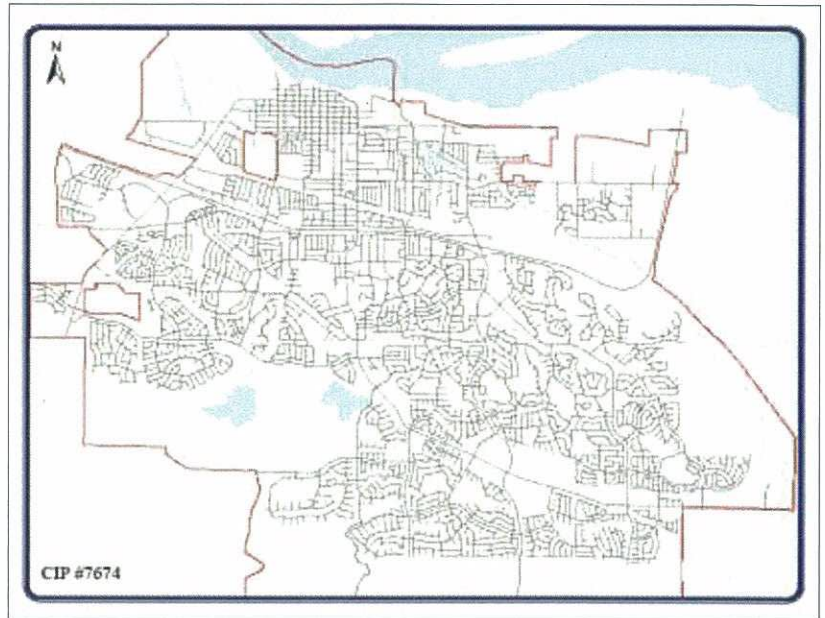
Location: Citywide

Lead Department : Public Works

Est Completion: On-going Improvements

Project Cost Estimate: \$1,925,000

(The estimate includes construction, design, project administration, inspection and construction management)



Project Description: The project will include a report study, seismic upgrade and the installation of four (4) mixers and a sampling station.

Justification:

Source of Funding	Project Funding (\$ in thousands)					
	Prior FY	FY 13/14	FY 14/15	FY 15/16	FY 16/17	FY 17/18
Water Fund	\$1,000	\$150	\$300	\$275	\$100	\$100
	<i>\$1,000</i>	<i>\$150</i>	<i>\$300</i>	<i>\$275</i>	<i>\$100</i>	<i>\$100</i>

Comments: Inspections and repairs of City's facilities are mandated by the State Department of Public Health.

Location: Water Treatment Plant on "D" Street

Lead Department : Public Works

Est Completion: On-going Improvements

Project Cost Estimate: \$1,410,000

(The estimate includes construction, design, project administration, inspection and construction management)



Project Description: Replacement of deteriorating equipment, design and construction of new facilities, review study of channel settlement along westside filter, seismic review of the plant, geotech study of the slope above backwash area to control falling rocks.

Justification: Upgrades to the plant are required to maintain and/or improve the efficiency of the facility.

Source of Funding	Project Funding					
	Prior FY	FY 13/14	FY 14/15	FY 15/16	FY 16/17	FY 17/18
Water Fund	\$138	\$325	\$275	\$290	\$270	\$250
	\$138	\$325	\$275	\$290	\$270	\$250

Comments: The improvements incl. replacing Zone II flow meters @ Plant A, Structural Inspection of WTP, Install roadway hatch covers at Plant A Fire Escape, Upgrade SCADA, Computerized Maintenance Management System, Plant A & B Clearwell Improvements.

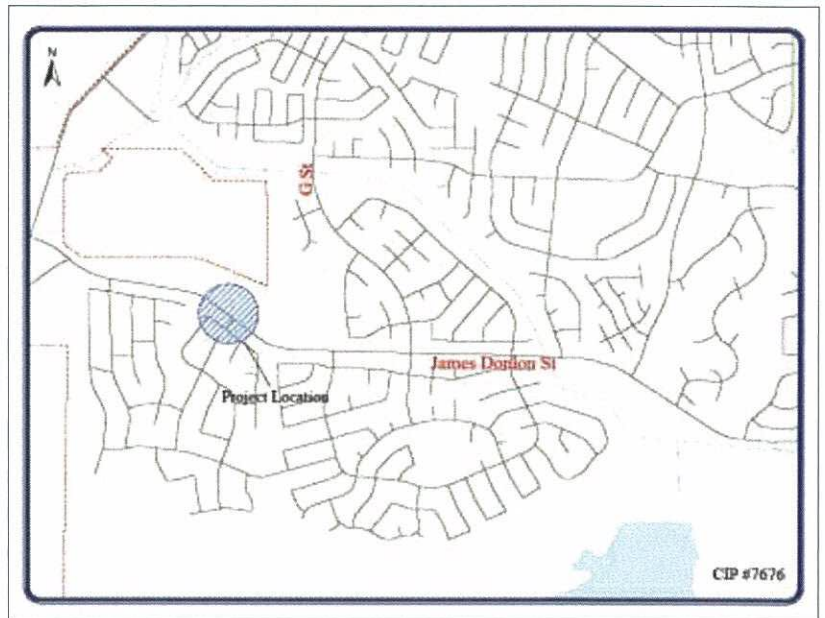
Location: James Donlon Boulevard

Lead Department : Public Works

Est Completion: FY 17/18

Project Cost Estimate: \$225,000

(The estimate includes construction, design, project administration, inspection and construction management)



Project Description: This project will replace the water pumps and motors at this facility.

Justification: The pumps and motors at this pump station are aging and require replacement to improve reliability and efficiency.

Source of Funding	Project Funding					
	(\$ in thousands)					
	Prior FY	FY 13/14	FY 14/15	FY 15/16	FY 16/17	FY 17/18
Water Fund	\$0	\$0	\$0	\$0	\$25	\$200
	\$0	\$0	\$0	\$0	\$25	\$200

Comments:

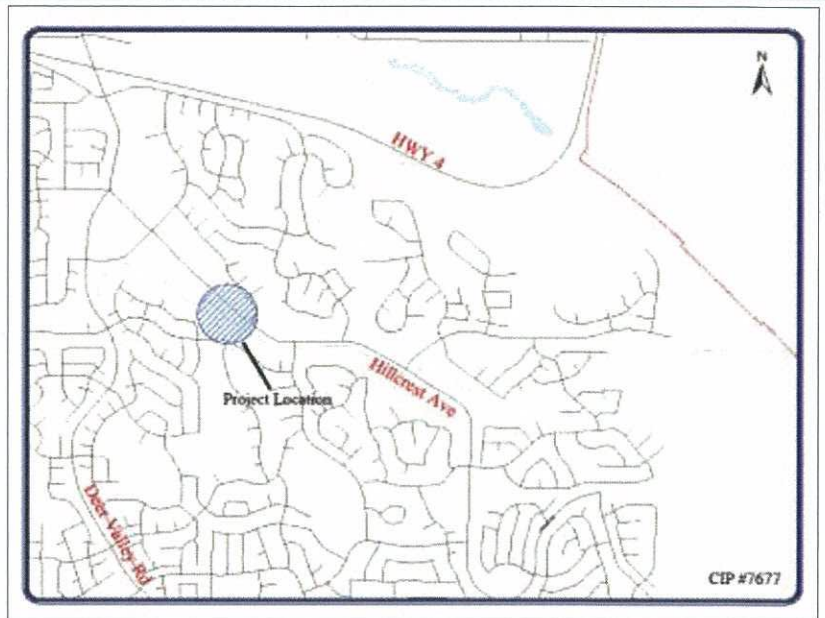
Location: Hillcrest Avenue

Lead Department : Public Works

Est Completion: FY 15/16

Project Cost Estimate: \$550,000

(The estimate includes construction, design, project administration, inspection and construction management)



Project Description: Replace outdated electrical panels, pumps, motors, control valves and install a new mag meter.

Justification: Facility is aging and requires improvements to improve reliability and efficiency.

Source of Funding	Project Funding					
	Prior FY	FY 13/14	FY 14/15	FY 15/16	FY 16/17	FY 17/18
Water Fund	\$0	\$0	\$50	\$500	\$0	\$0
	\$0	\$0	\$50	\$500	\$0	\$0

Comments:

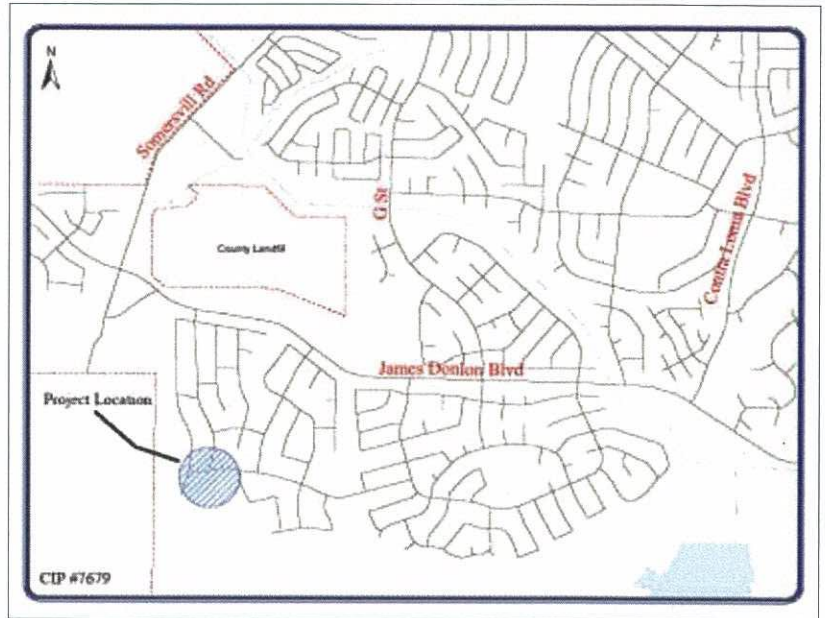
Location: Cambridge Drive

Lead Department : Public Works

Est Completion: FY 13/14

Project Cost Estimate: \$800,000

(The estimate includes construction, design, project administration, inspection and construction management)



Project Description: The project consists of installing an additional pump at this location in order to increase the capacity of the facility.

Justification: The facility is currently undersize. The additional pump will provide increased water supply in the event of a fire or line breakage.

Source of Funding	Project Funding					
	(\$ in thousands)					
	Prior FY	FY 13/14	FY 14/15	FY 15/16	FY 16/17	FY 17/18
Water Fund	\$800	\$0	\$0	\$0	\$0	\$0
	\$800	\$0	\$0	\$0	\$0	\$0

Comments:

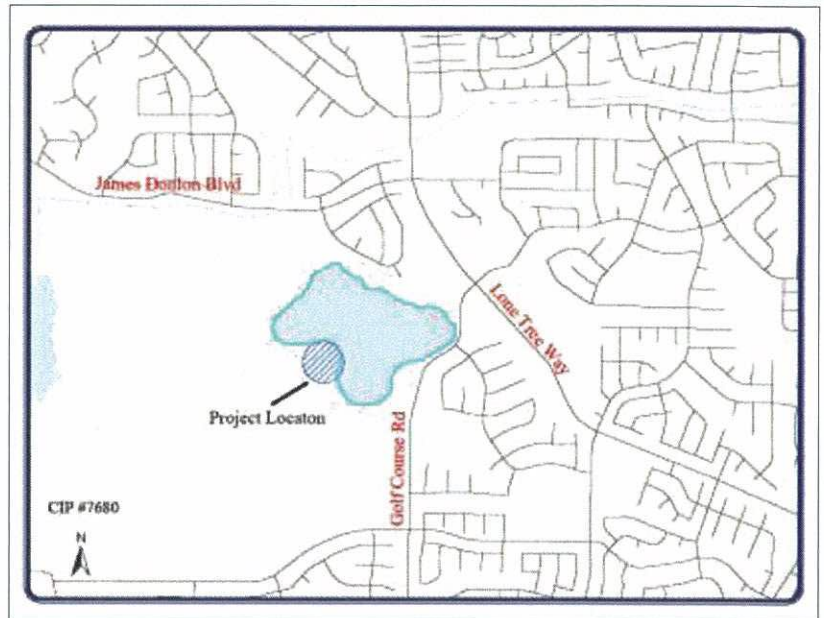
Location: Antioch Reservoir

Lead Department : Public Works

Est Completion: FY 13/14

Project Cost Estimate: \$100,000

(The estimate includes construction, design, project administration, inspection and construction management)



Project Description: Replace the existing sluice gates that prevent water transfer between the Municipal Reservoir and the Lone Tree Golf Course.

Justification: Replacing the existing sluice gates will prevent water transfer between the Municipal Reservoir and the Lone Tree Golf Course.

Source of Funding	Project Funding (\$ in thousands)					
	Prior FY	FY 13/14	FY 14/15	FY 15/16	FY 16/17	FY 17/18
Water Fund	\$0	\$100	\$0	\$0	\$0	\$0
	\$0	\$100	\$0	\$0	\$0	\$0

Comments:

Project Title: Water Treatment Plant Solids Handling Improvements

Project No: 7682

Location: Water Treatment Plant on "D" Street

Lead Department : Public Works

Est Completion: FY 14/15

Project Cost Estimate: \$8,450,000

(The estimate includes construction, design, project administration, inspection and construction management)



Project Description: Design and construct a permanent solids thickening and dewatering system.

Justification: The existing rented system is being utilized until the permanent system is operable.

Source of Funding	Project Funding					
	Prior FY	FY 13/14	FY 14/15	FY 15/16	FY 16/17	FY 17/18
Water Fund	\$50	\$700	\$7,700	\$0	\$0	\$0
	\$50	\$700	\$7,700	\$0	\$0	\$0

Comments:

Location: Water Treatment Plant on "D" Street

Lead Department : Public Works

Est Completion: FY 16/17

Project Cost Estimate: \$1,100,000

(The estimate includes construction, design, project administration, inspection and construction management)



Project Description: Upgrade existing sludge lagoon including removal of accumulated solids, stabilization of banks and installation of decant/disposal system.

Justification: The City requires additional capacity to accommodate emptying the clarifiers for routine or special maintenance.

Source of Funding	Project Funding					
	(\$ in thousands)					
	Prior FY	FY 13/14	FY 14/15	FY 15/16	FY 16/17	FY 17/18
Water Fund	\$0	\$0	\$0	\$100	\$1,000	\$0
	\$0	\$0	\$0	\$100	\$1,000	\$0

Comments:

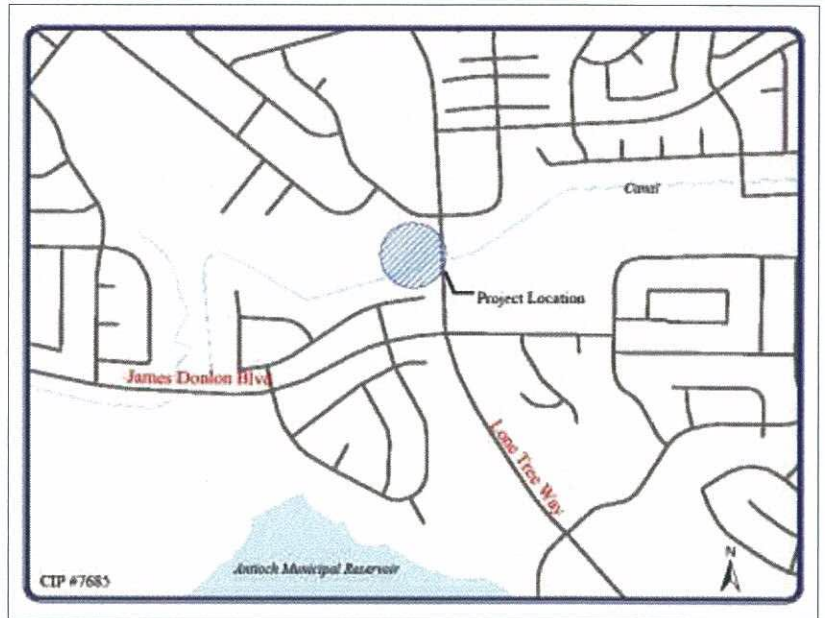
Location: Eastern Canal Pumping Station

Lead Department : Public Works

Est Completion: FY 13/14

Project Cost Estimate: \$210,000

(The estimate includes construction, design, project administration, inspection and construction management)



Project Description: Replacement of piping and valves; wet well modification to prevent vortexing.

Justification: Current piping is failing and needs to be replaced. Isolation valves are inoperable and need to be replaced.

Source of Funding	Project Funding (\$ in thousands)					
	Prior FY	FY 13/14	FY 14/15	FY 15/16	FY 16/17	FY 17/18
Water Fund	\$10	\$200	\$0	\$0	\$0	\$0
	\$10	\$200	\$0	\$0	\$0	\$0

Comments:

Project Title: Direct Raw Water Connection to Water Treatment Plant Project No: 7686
Plant

Location: Water Treatment Plant on "D" Street

Lead Department : Public Works

Est Completion: FY 15/16

Project Cost Estimate: \$250,000

(The estimate includes construction, design, project administration, inspection and construction management)



Project Description: The project will include design study of the direct feed to WTP and construction of control valves, piping and fittings.

Justification: The project would potentially increase pumping capacity and save energy.

Source of Funding	Project Funding					
	Prior FY	FY 13/14	FY 14/15	FY 15/16	FY 16/17	FY 17/18
Water Fund	\$0	\$0	\$30	\$220	\$0	\$0
	\$0	\$0	\$30	\$220	\$0	\$0

Comments:

Location: Water Treatment Plant on "D" Street

Lead Department : Public Works

Est Completion: FY 13/14

Project Cost Estimate: \$124,000

(The estimate includes construction, design, project administration, inspection and construction management)



Project Description: Replace two alum and one fluoride tanks.

Justification: These three chemical tanks installed in 1988 need replacing.

Source of Funding	Project Funding					
	Prior FY	FY 13/14	FY 14/15	FY 15/16	FY 16/17	FY 17/18
Water Fund	\$54	\$70	\$0	\$0	\$0	\$0
	\$54	\$70	\$0	\$0	\$0	\$0

Comments:

Project Title: Inspection/Assessment of the Raw Water Pipelines Project No: 7692

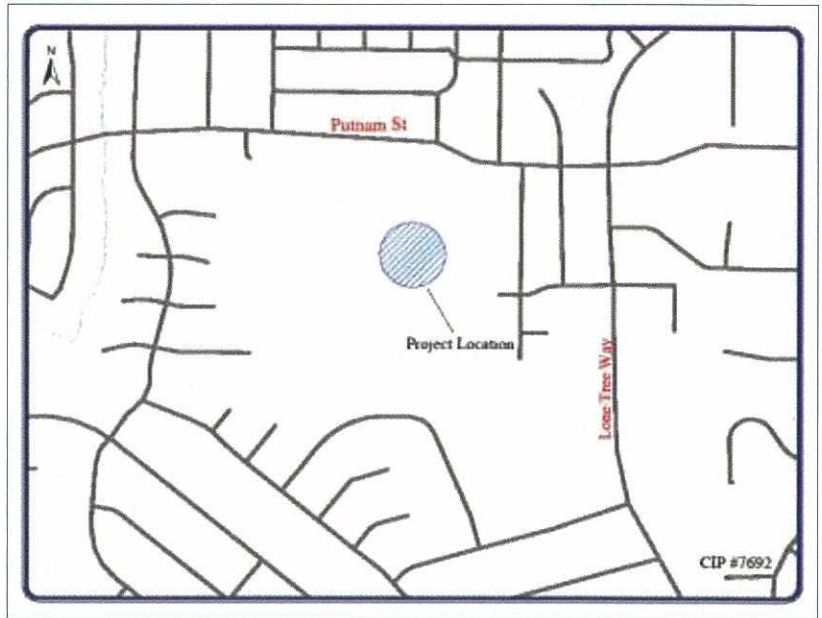
Location: Water Treatment Plant on "D" Street

Lead Department : Public Works

Est Completion: FY 15/16

Project Cost Estimate: \$750,000

(The estimate includes construction, design, project administration, inspection and construction management)



Project Description: First phase will include internal inspection of the existing raw water pipeline and potential cleaning of the line. Second phase will include feasibility study and preliminary planning/design of parallel pipeline.

Justification: Friction calculations suggest that the pipeline is partially filled with debris. Access points are needed for internal inspection and potential cleaning.

Source of Funding	Project Funding (\$ in thousands)					
	Prior FY	FY 13/14	FY 14/15	FY 15/16	FY 16/17	FY 17/18
Water Fund	\$0	\$500	\$0	\$250	\$0	\$0
	\$0	\$500	\$0	\$250	\$0	\$0

Comments:

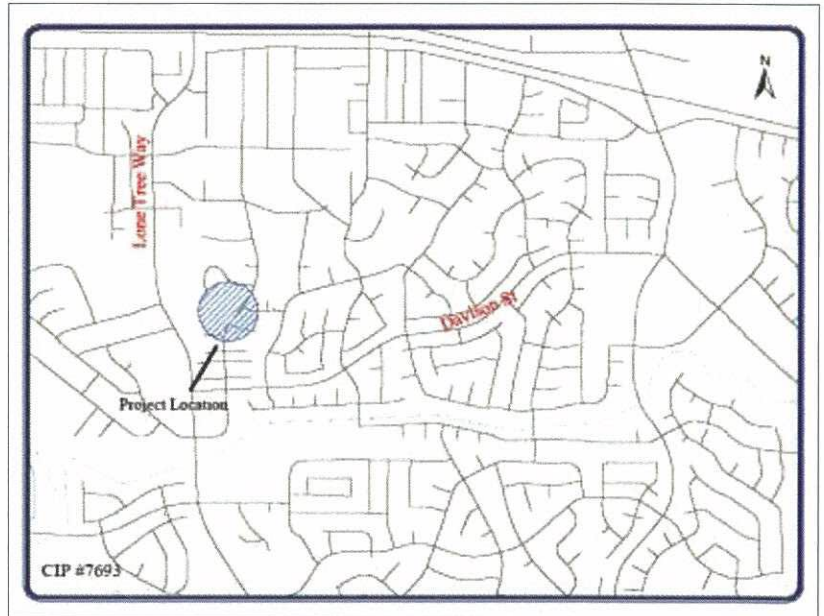
Location: Sunset Lane

Lead Department : Public Works

Est Completion: FY 14/15

Project Cost Estimate: \$800,000

(The estimate includes construction, design, project administration, inspection and construction management)



Project Description: Demolition of existing below-grade booster pumping station and installation of a new BPS with two smaller pumps to supply up to peak hour flow. New facilities will be housed in a one-story, split faced or stuccoed concrete block building

Justification: The existing BPS was installed in 1970's and has reached the end of its useful life. The existing pumping equipment is located below grade in vaults that require confined space entry procedures and have inadequate space for proper maintenance access.

Source of Funding	Project Funding (\$ in thousands)					
	Prior FY	FY 13/14	FY 14/15	FY 15/16	FY 16/17	FY 17/18
Water Fund	\$0	\$50	\$750	\$0	\$0	\$0
	\$0	\$50	\$750	\$0	\$0	\$0

Comments:

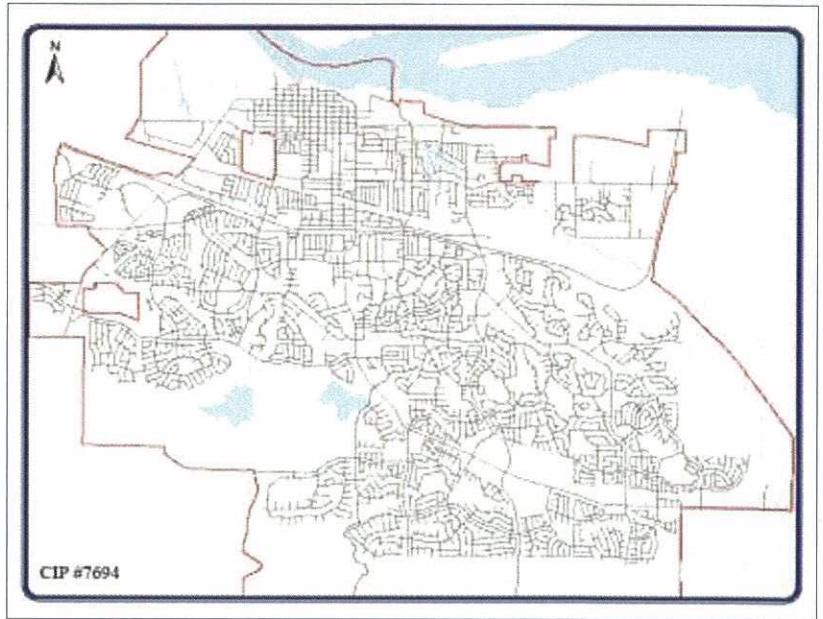
Location: Citywide

Lead Department : Public Works

Est Completion: FY 16/17

Project Cost Estimate: \$350,000

(The estimate includes construction, design, project administration, inspection and construction management)



Project Description: Study and implementation of Upgrade to Water System Supervisory Control and Data Acquisition (SCADA) System

Justification: The current equipment used for communications among its water facilities is obsolete, unreliable and incomplete and requires additional staff effort for manual inspection. The new equipment would also improve system security.

<i>Source of Funding</i>	Project Funding					
	<i>(\$ in thousands)</i>					
	<i>Prior FY</i>	<i>FY 13/14</i>	<i>FY 14/15</i>	<i>FY 15/16</i>	<i>FY 16/17</i>	<i>FY 17/18</i>
Water Fund	\$0	\$0	\$0	\$50	\$300	\$0
	\$0	\$0	\$0	\$50	\$300	\$0

Comments:

Location: "D" Street and Putnam Street

Lead Department : Public Works

Est Completion: FY 17/18

Project Cost Estimate: \$30,000

(The estimate includes construction, design, project administration, inspection and construction management)



Project Description: Decommissioning Zone 1 Booster Pumping Station including removing the existing pumps, motor, hydraulic variable speed drives, and electrical equipment and sealing piping connections.

Justification: The BPS was constructed when increased flow and pressure were needed to properly supply the City’s industrial customers in Zone I. Since then, the City has decreased the size of Zone I boundaries and has no future needs to operate the Zone I BPS.

<i>Source of Funding</i>	Project Funding (<i>\$ in thousands</i>)					
	<i>Prior FY</i>	<i>FY 13/14</i>	<i>FY 14/15</i>	<i>FY 15/16</i>	<i>FY 16/17</i>	<i>FY 17/18</i>
Water Fund	\$0	\$0	\$0	\$0	\$0	\$30
	<i>\$0</i>	<i>\$0</i>	<i>\$0</i>	<i>\$0</i>	<i>\$0</i>	<i>\$30</i>

Comments:

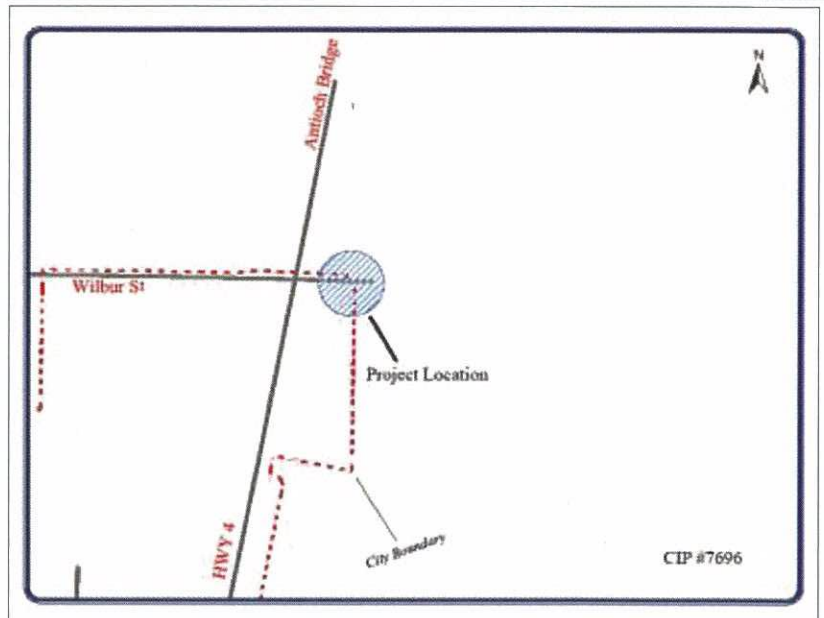
Location: Wilbur Avenue at Neroly Road

Lead Department : Public Works

Est Completion: FY 14/15

Project Cost Estimate: \$155,000

(The estimate includes construction, design, project administration, inspection and construction management)



Project Description: The mechanical, electrical, and control systems need thorough reconditioning to comply with current industry standards.

Justification: Inter-tie with Diablo Water District for emergency water supply.

Source of Funding	Project Funding					
	Prior FY	FY 13/14	FY 14/15	FY 15/16	FY 16/17	FY 17/18
Water Fund	\$0	\$25	\$100	\$0	\$0	\$30
	\$0	\$25	\$100	\$0	\$0	\$30

Comments: Control upgrades

Location: Water Treatment Plant on "D" Street

Lead Department : Public Works

Est Completion: FY15/16

Project Cost Estimate: \$600,000

(The estimate includes construction, design, project administration, inspection and construction management)



Project Description: Electrical system study and improvements.

Justification: Electrical wiring to pumps and drive units need to be brought to code.

<i>Source of Funding</i>	Project Funding					
	<i>(\$ in thousands)</i>					
	<i>Prior FY</i>	<i>FY 13/14</i>	<i>FY 14/15</i>	<i>FY 15/16</i>	<i>FY 16/17</i>	<i>FY 17/18</i>
Water Fund	\$0	\$0	\$100	\$500	\$0	\$0
	\$0	\$0	\$100	\$500	\$0	\$0

Comments:

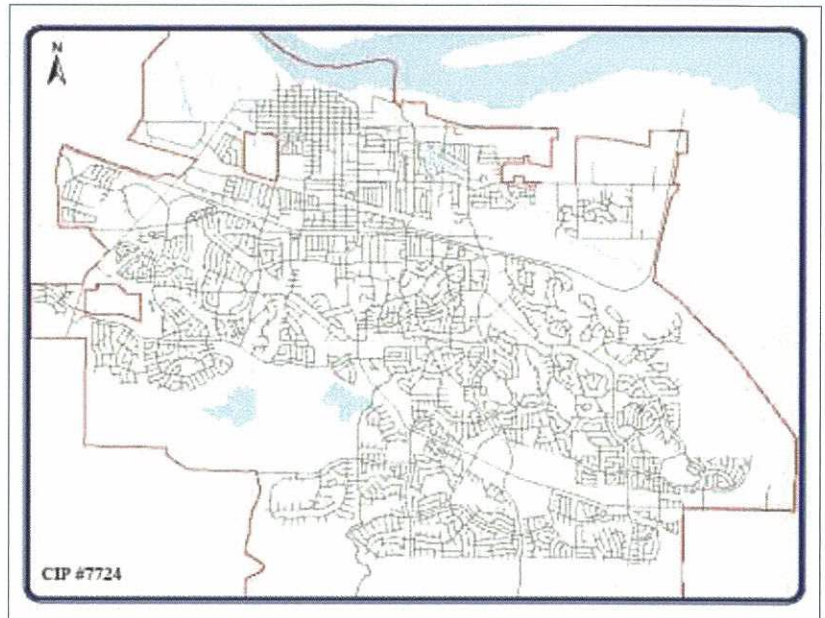
Location: Citywide

Lead Department : Public Works

Est Completion: On-going Program

Project Cost Estimate: \$800,000

(The estimate includes construction, design, project administration, inspection and construction management)



Project Description: Increase the capacity of the sanitary sewer system by installing new sewer mains, manholes and service laterals, or modifying the existing system as defined by the Wastewater System Collection Master Plan and as recommended by the Public Works Dept.

Justification: The Wastewater System Collection Master Plan and the Public Works Dept. have identified existing sewer lines to be upgraded.

Source of Funding	Project Funding					
	Prior FY	FY 13/14	FY 14/15	FY 15/16	FY 16/17	FY 17/18
Sewer Facility Expansion Fund	\$0	\$800	\$800	\$800	\$800	\$800
	\$0	\$800	\$800	\$800	\$800	\$800

Comments: The project list includes "L" Street from HWY 4 to Sycamore Drive, Lone Tree Way from Roberts Street to Putnam, Country Hills Drive from Wolf Way to Valley Way, 6th, 7th, 8th and 9th, Acacia, Birch, Chestnut, Deoder, Evergreen, Belshaw and 19th Streets.

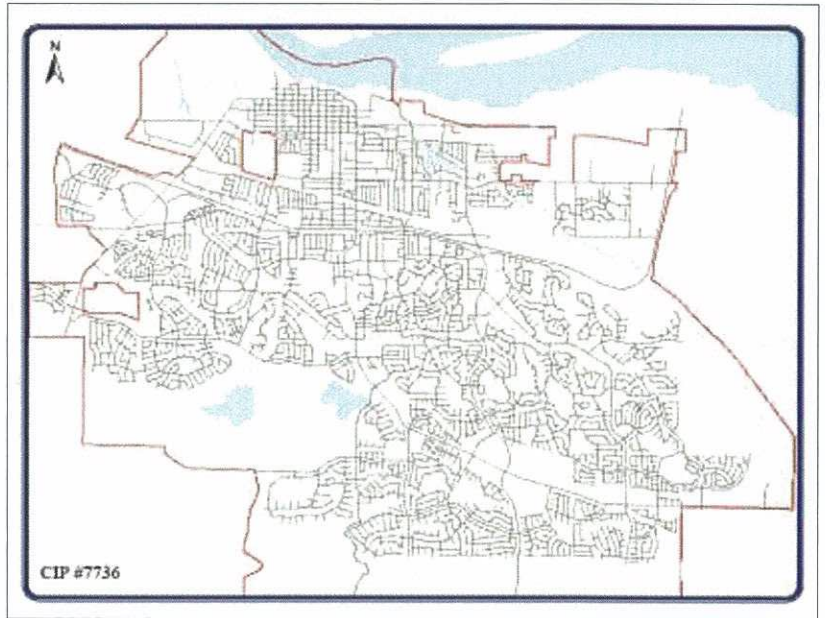
Location: Citywide

Lead Department : Public Works

Est Completion: On-going Program

Project Cost Estimate: \$100,000

(The estimate includes construction, design, project administration, inspection and construction management)



Project Description: This work includes pipe lining, replacement and additional capacity upgrades due to detritions in the sewer lines.

Justification: These improvements reduce maintenance cost, prevent overflows and improve sewer flow capacity.

Source of Funding	Project Funding					
	(\$ in thousands)					
	Prior FY	FY 13/14	FY 14/15	FY 15/16	FY 16/17	FY 17/18
Sewer Fund	\$100	\$100	\$100	\$250	\$250	\$250
	\$100	\$100	\$100	\$250	\$250	\$250

Comments: The project list includes Belle Drive, Beede Park Area, "G" Street, and Dallas Ranch Road at Cache Peak Drive.

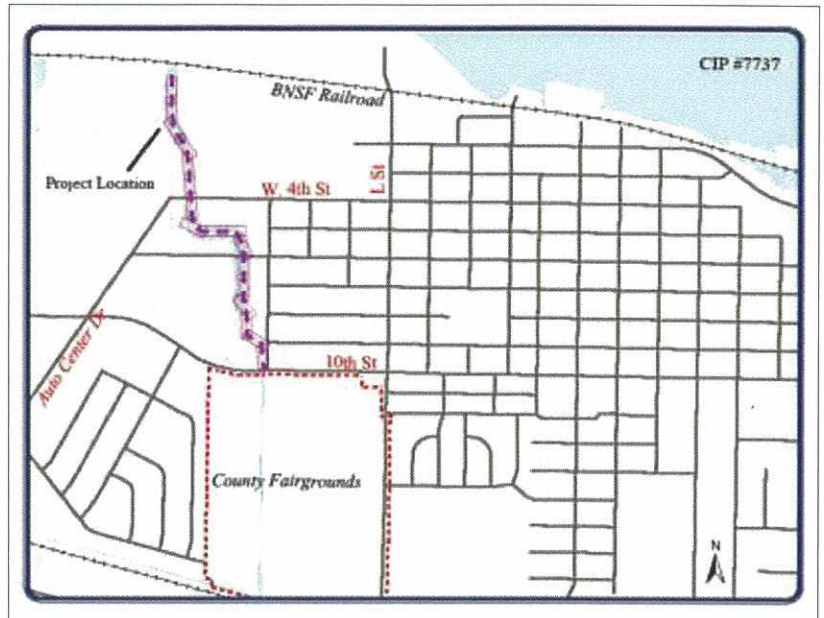
Location: West Antioch Creek from 10th Street to the railroad tracks.

Lead Department : Public Works

Est Completion: FY 13/14

Project Cost Estimate: \$6,900,000

(The estimate includes construction, design, project administration, inspection and construction management)



Project Description: The Contra Costa County Flood Control is partnering with the City of Antioch to replace the undersized concrete ditch at 10th and O Streets with new box culverts and de-silting the West Antioch Creek from 8th Street to the BNSF tracks.

Justification: This project will establish the 25-year storm flow capacity and flood protection.

Source of Funding	Project Funding					
	Prior FY	FY 13/14	FY 14/15	FY 15/16	FY 16/17	FY 17/18
NPDES	\$400	\$0	\$0	\$0	\$0	\$0
Flood Dist Drainage Area Fund	\$0	\$900	\$900	\$0	\$0	\$0
AD 27/31	\$500	\$600	\$600	\$0	\$0	\$0
Prop 1E Grant	\$0	\$1,500	\$1,500	\$0	\$0	\$0
	\$900	\$3,000	\$3,000	\$0	\$0	\$0

Comments: Design and permit work is under way. Construction is planned to start in 2014.

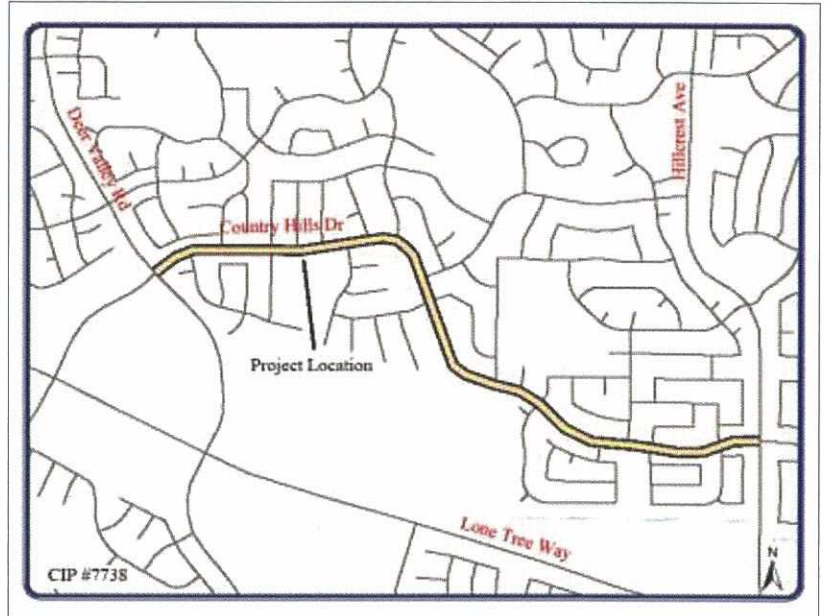
Location: Country Hills Drive from Deer Valley Road to Hillcrest Ave.

Lead Department : Public Works

Est Completion: FY 13/14

Project Cost Estimate: \$900,000

(The estimate includes construction, design, project administration, inspection and construction management)



Project Description: The project will replace the existing 12" sewer main on Country Hills Drive.

Justification: Portions of the existing 12" sewer main needs to be replaced due to deterioration.

Source of Funding	Project Funding					
	Prior FY	FY 13/14	FY 14/15	FY 15/16	FY 16/17	FY 17/18
Sewer Fund	\$100	\$800	\$0	\$0	\$0	\$0
	\$100	\$800	\$0	\$0	\$0	\$0

Comments:

Project Title: "L" Street Sewer Main Replacement at HWY 4 Project No: 7739

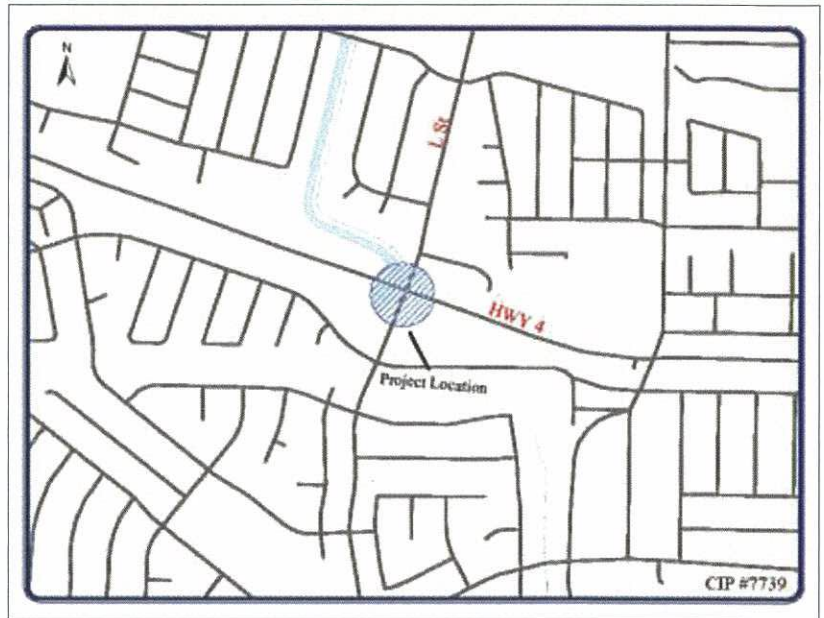
Location: "L" Street at HWY 4

Lead Department : Public Works

Est Completion: FY 13/14

Project Cost Estimate: \$500,000

(The estimate includes construction, design, project administration, inspection and construction management)



Project Description: The project will replace the existing 12" sewer main that runs under HWY 4 at "L" Street

Justification: The existing 12" sewer main needs to be replaced due to age and deterioration.

Source of Funding	Project Funding					
	<i>Prior FY</i>	<i>FY 13/14</i>	<i>FY 14/15</i>	<i>FY 15/16</i>	<i>FY 16/17</i>	<i>FY 17/18</i>
Sewer Fund	\$20	\$480	\$0	\$0	\$0	\$0
	\$20	\$480	\$0	\$0	\$0	\$0

Comments: The project will be constructed in conjunction with the HWY 4 widening project.

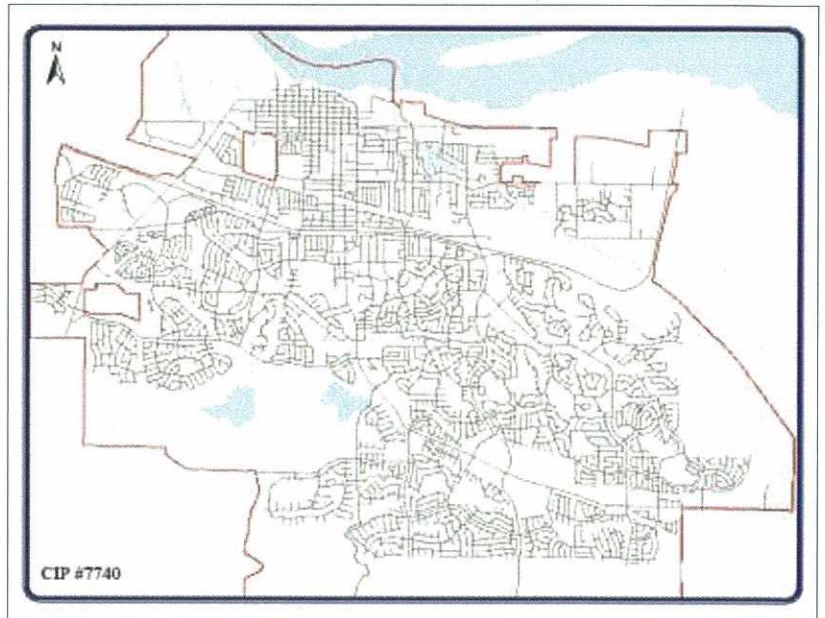
Location: Citywide

Lead Department : Public Works

Est Completion: FY 13/14

Project Cost Estimate: \$500,000

(The estimate includes construction, design, project administration, inspection and construction management)



Project Description: The project will evaluate the capacity of the existing system and identify system improvement needs.

Justification: The last Sewer Master Study Update was completed in 2003. The study is required every 10 years.

Source of Funding	Project Funding					
	(\$ in thousands)					
	Prior FY	FY 13/14	FY 14/15	FY 15/16	FY 16/17	FY 17/18
Sewer Fund	\$500	\$0	\$0	\$0	\$0	\$0
	\$500	\$0	\$0	\$0	\$0	\$0

Comments:

Project Title: CDBG Downtown Roadway Rehabilitation Program

Project No: 7746

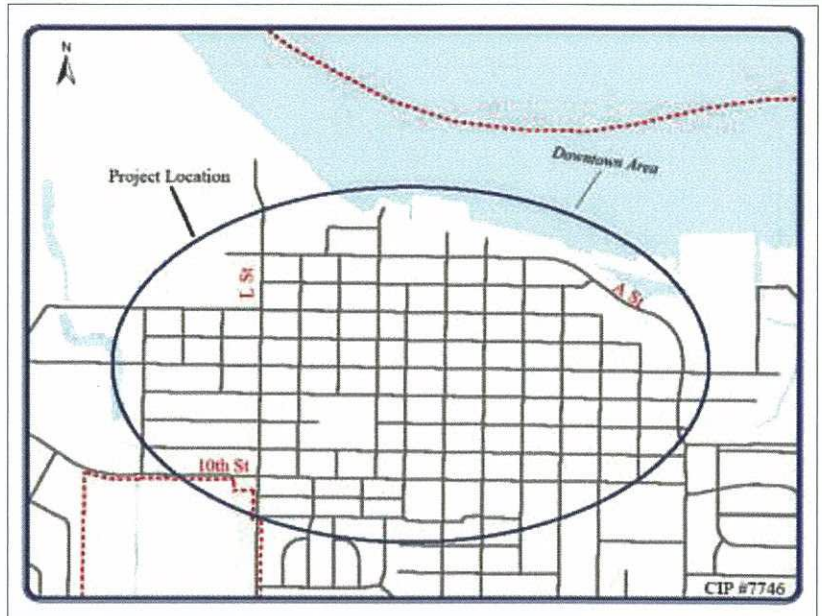
Location: Downtown area

Lead Department : Public Works

Est Completion: On-going Program

Project Cost Estimate: \$135,000

(The estimate includes construction, design, project administration, inspection and construction management)



Project Description: The project includes roadway rehabilitation, replacement of damaged sidewalk, curb and gutter, installation of new handicapped ramps and storm drain system modifications.

Justification: Existing pavement has deteriorated due to age and is in need of rehabilitation. The project will remove and replace damaged sidewalk and install curb ramps to meet ADA standards.

Source of Funding	Project Funding					
	Prior FY	FY 13/14	FY 14/15	FY 15/16	FY 16/17	FY 17/18
CDBG Fund	\$0	\$270	\$135	\$135	\$135	\$135
	\$0	\$270	\$135	\$135	\$135	\$135

Comments: The project areas include "B" Street from 6th to 9th Streets and "D" Street from 6th to 9th Street. Additional streets in the downtown area to be determined.

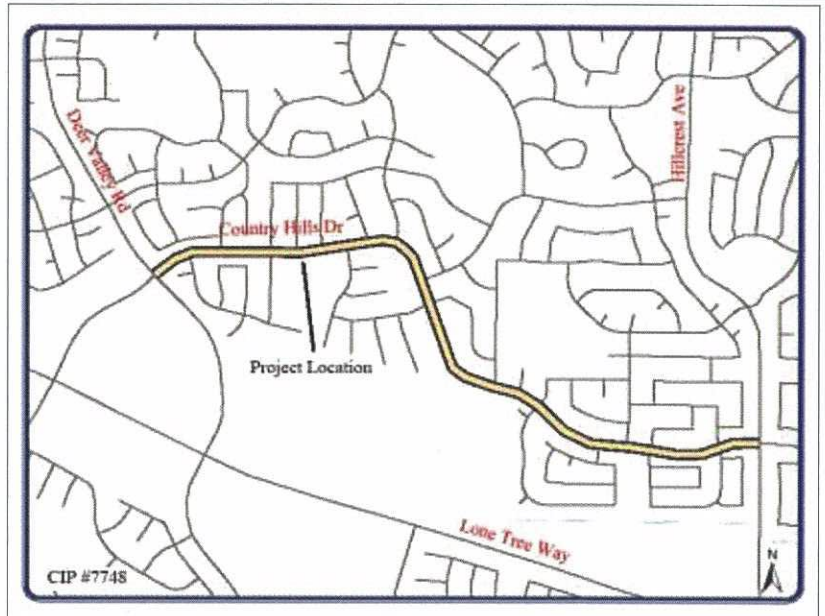
Location: Country Hills Drive between Deer Valley Road and Hillcrest Ave.

Lead Department : Public Works

Est Completion: FY13/14

Project Cost Estimate: \$1,130,000

(The estimate includes construction, design, project administration, inspection and construction management)



Project Description: The project will repair deteriorated pavement areas due to base failures. These areas will be excavated and plugged with asphalt. After all the base failure areas have been repaired, a final pavement overlay will be placed over the entire road.

Justification: Existing pavement has deteriorated due to age and is in need of rehabilitation.

Source of Funding	Project Funding					
	Prior FY	FY 13/14	FY 14/15	FY 15/16	FY 16/17	FY 17/18
Gas Tax	\$50	\$1,080	\$0	\$0	\$0	\$0
	\$50	\$1,080	\$0	\$0	\$0	\$0

Comments:

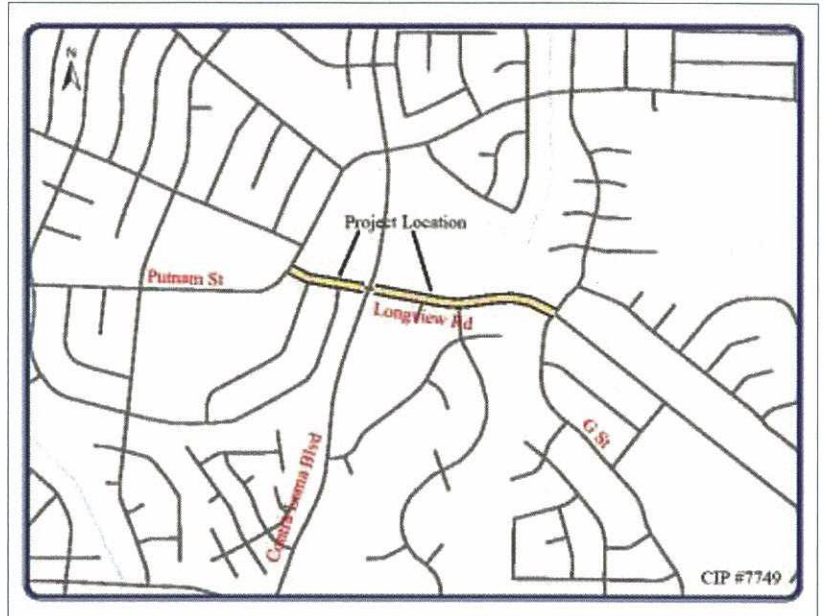
Location: Longview Road from "G" Street to Putnam Street

Lead Department : Public Works

Est Completion: FY 14/15

Project Cost Estimate: \$740,000

(The estimate includes construction, design, project administration, inspection and construction management)



Project Description: The project will repair deteriorated pavement areas due to base failures. These areas will be excavated and plugged with asphalt. After all the base failure areas have been repaired, a final pavement overlay will be placed over the entire road.

Justification: Existing pavement has deteriorated due to age and base failures.

Source of Funding	Project Funding (\$ in thousands)					
	Prior FY	FY 13/14	FY 14/15	FY 15/16	FY 16/17	FY 17/18
Gas Tax	\$0	\$40	\$700	\$0	\$0	\$0
	\$0	\$40	\$700	\$0	\$0	\$0

Comments:

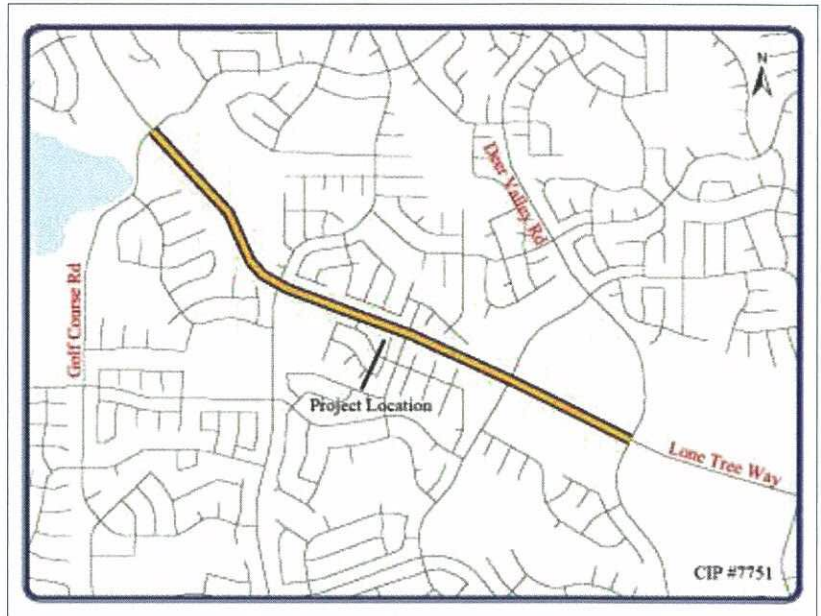
Location: Lone Tree Way from Golf Course Road to Deer Valley Road

Lead Department : Public Works

Est Completion: FY 15/16

Project Cost Estimate: \$1,370,000

(The estimate includes construction, design, project administration, inspection and construction management)



Project Description: The project will identify deteriorated pavement areas due to base failures. These areas will be excavated and plugged with asphalt. After all the base failure areas have been repaired a final pavement overlay will be placed over the entire road.

Justification: Without scheduled preventative maintenance for this major arterial, the pavement condition will deteriorate rapidly in just a few years, which would require a major repair and significantly increase the cost of the repair.

Source of Funding	Project Funding (\$ in thousands)					
	Prior FY	FY 13/14	FY 14/15	FY 15/16	FY 16/17	FY 17/18
Measure J	\$0	\$0	\$50	\$1,320	\$0	\$0
	\$0	\$0	\$50	\$1,320	\$0	\$0

Comments: The Pavement Management System has identified this section of the road to be scheduled for preventive maintenance work.

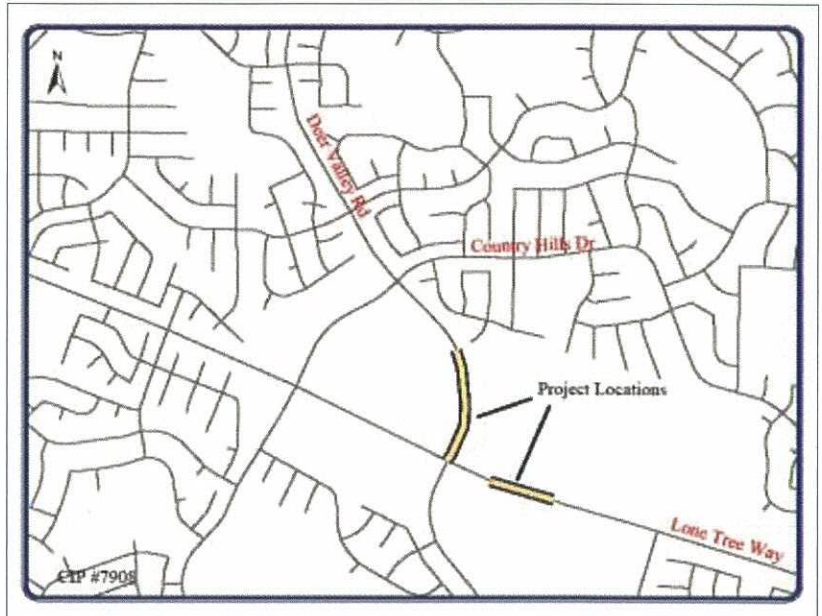
Location: Deer Valley Road from Lone Tree Way to 1000' South

Lead Department : Public Works

Est Completion: FY 13/14

Project Cost Estimate: \$1,700,000

(The estimate includes construction, design, project administration, inspection and construction management)



Project Description: Complete the AD 27/31 improvements on Deer Valley Road including lengthen existing turn pocket and adding a second south bound left turn lane. Project also includes lengthening the left turn pocket into Prewett Park.

Justification: These roadway improvements on Deer Valley Road are needed to add capacity and to improve traffic circulation and traffic signal efficiency in this area.

Source of Funding	Project Funding					
	Prior FY	FY 13/14	FY 14/15	FY 15/16	FY 16/17	FY 17/18
Measure J	\$500	\$0	\$0	\$0	\$0	\$0
Lone Tree Way AD 27/31	\$1,200	\$0	\$0	\$0	\$0	\$0
	<i>\$1,700</i>	<i>\$0</i>	<i>\$0</i>	<i>\$0</i>	<i>\$0</i>	<i>\$0</i>

Comments:

Location: Cavallo Road from Wilbur Avenue to East 18th Street

Lead Department : Public Works

Est Completion: FY 14/15

Project Cost Estimate: \$830,000

(The estimate includes construction, design, project administration, inspection and construction management)



Project Description: The project will repair deteriorated pavement areas due to base failures. These areas will be excavated and plugged with asphalt. After all the base failure areas have been repaired a final pavement overlay will be placed over the entire road.

Justification: Existing pavement has deteriorated due to age and is in need of rehabilitation.

Source of Funding	Project Funding					
	Prior FY	FY 13/14	FY 14/15	FY 15/16	FY 16/17	FY 17/18
Gas Tax	\$0	\$20	\$810	\$0	\$0	\$0
	\$0	\$20	\$810	\$0	\$0	\$0

Comments:

Location: Lone Tree Way to Mt. Hamilton Drive

Lead Department : Public Works

Est Completion: FY 16/17

Project Cost Estimate: \$750,000

(The estimate includes construction, design, project administration, inspection and construction management)



Project Description: The project will repair deteriorated pavement areas due to base failures. These areas will be excavated and plugged with asphalt. After all the base failure areas have been repaired a final pavement overlay will be placed over the entire road.

Justification: Existing pavement has deteriorated due to age and is in need of rehabilitation.

Source of Funding	Project Funding					
	Prior FY	FY 13/14	FY 14/15	FY 15/16	FY 16/17	FY 17/18
Gas Tax	\$0	\$0	\$0	\$0	\$750	\$0
	\$0	\$0	\$0	\$0	\$750	\$0

Comments:

**Project Title: Deer Valley Road/Davison Drive/Sunset Lane
Pavement Rehabilitation**

Project No: 7913

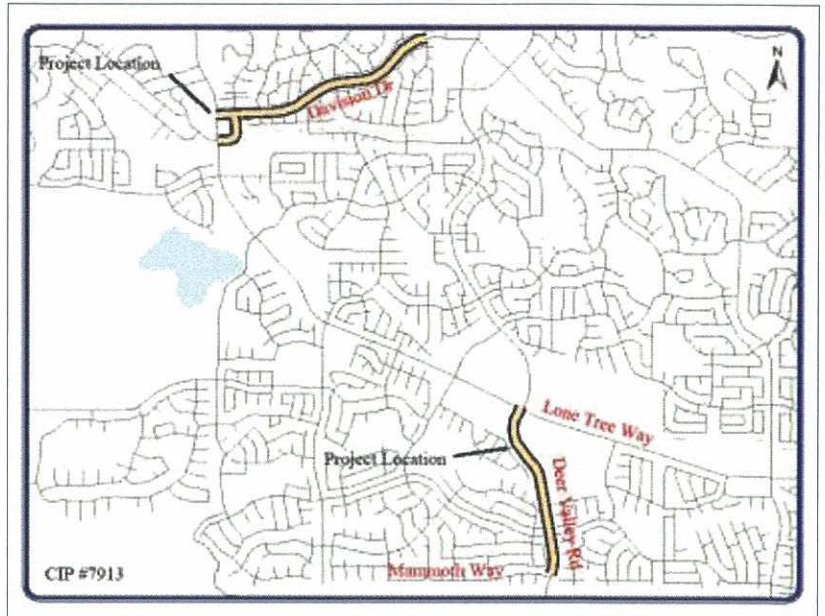
Location: Deer Valley Road from Lone Tree Way to Mammoth Drive, Davison Drive from Deer Valley Road to Lone Tree

Lead Department : Public Works

Est Completion: FY 13/14

Project Cost Estimate: \$2,000,000

(The estimate includes construction, design, project administration, inspection and construction management)



Project Description: The project will repair deteriorated pavement areas due to base failures. These areas will be excavated and plugged with asphalt. After all the base failure areas have been repaired a final pavement overlay will be placed over the entire road.

Justification: Existing pavement has deteriorated due to age and is in need of rehabilitation.

Source of Funding	Project Funding (\$ in thousands)					
	Prior FY	FY 13/14	FY 14/15	FY 15/16	FY 16/17	FY 17/18
Prop 1B Grant	\$0	\$1,450	\$0	\$0	\$0	\$0
Gas Tax	\$50	\$500	\$0	\$0	\$0	\$0
	\$50	\$1,950	\$0	\$0	\$0	\$0

Comments:

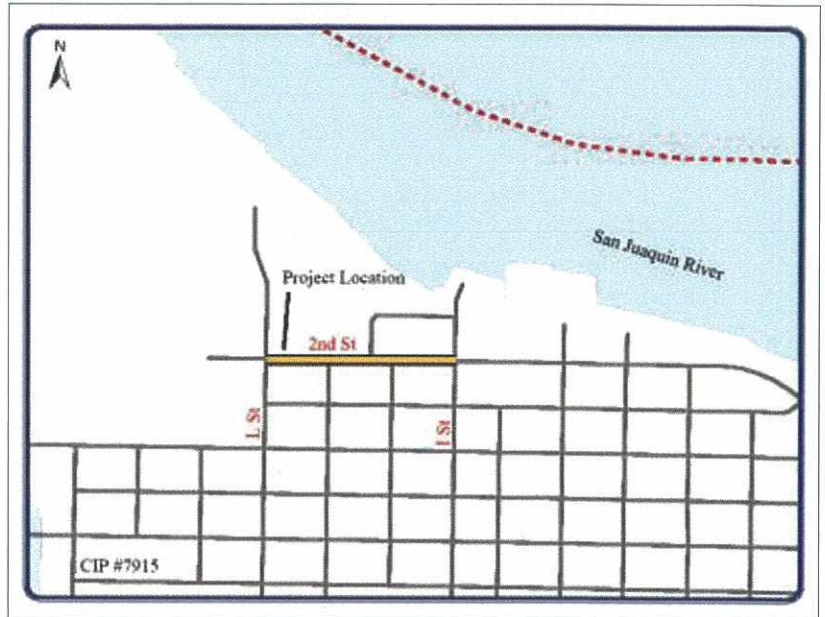
Location: L Street to I Street

Lead Department : Public Works

Est Completion: FY 13/14

Project Cost Estimate: \$410,000

(The estimate includes construction, design, project administration, inspection and construction management)



Project Description: The project will repair deteriorated pavement areas due to base failures. These areas will be excavated and plugged with asphalt. After all the base failure areas have been repaired a final pavement overlay will be placed over the entire road.

Justification: Existing pavement has deteriorated due to age and is in need of rehabilitation.

Source of Funding	Project Funding (\$ in thousands)					
	Prior FY	FY 13/14	FY 14/15	FY 15/16	FY 16/17	FY 17/18
Gas Tax	\$0	\$410	\$0	\$0	\$0	\$0
	\$0	\$410	\$0	\$0	\$0	\$0

Comments:

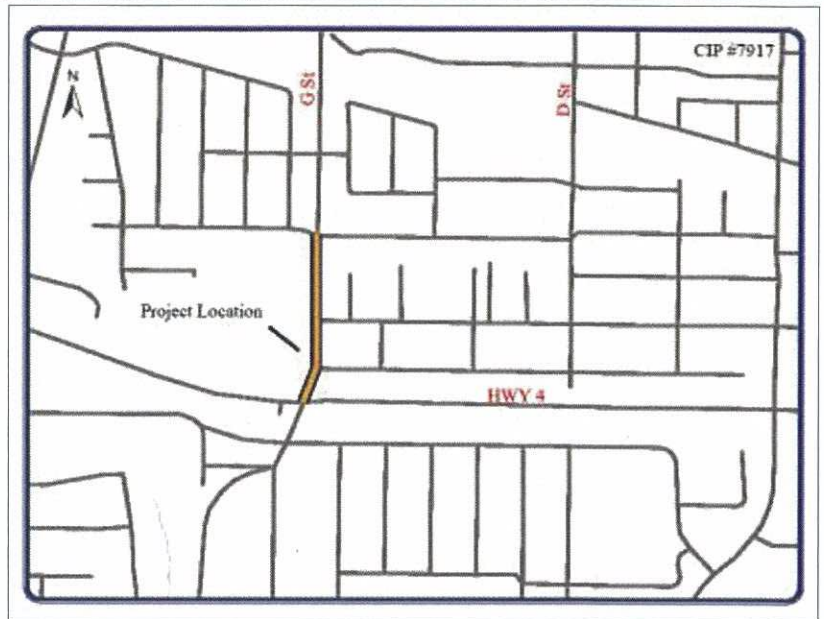
Location: West Madill St. to HWY 4

Lead Department : Public Works

Est Completion: FY 14/15

Project Cost Estimate: \$685,000

(The estimate includes construction, design, project administration, inspection and construction management)



Project Description: The project will repair deteriorated pavement areas due to base failures. These areas will be excavated and plugged with asphalt. After all the base failure areas have been repaired a final pavement overlay will be placed over the entire road.

Justification: Existing pavement has deteriorated due to age and is in need of rehabilitation.

Source of Funding	Project Funding					
	Prior FY	FY 13/14	FY 14/15	FY 15/16	FY 16/17	FY 17/18
Gas Tax	\$0	\$0	\$685	\$0	\$0	\$0
	\$0	\$0	\$685	\$0	\$0	\$0

Comments:

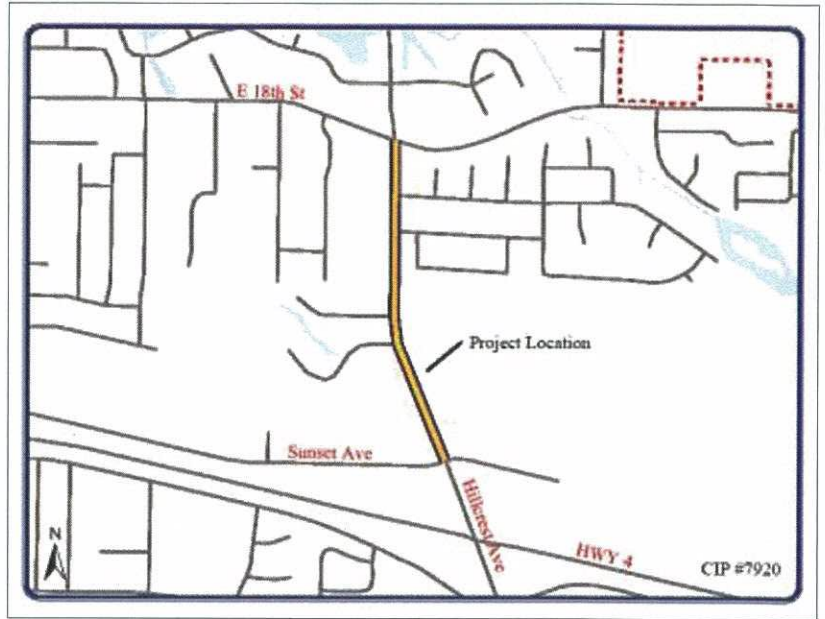
Location: Hillcrest Avenue from E 18th Street to Sunset Drive

Lead Department : Public Works

Est Completion: FY 16/17

Project Cost Estimate: \$400,000

(The estimate includes construction, design, project administration, inspection and construction management)



Project Description: The project will complete the Hillcrest Avenue Improvement Project by installing low maintenance landscape and stamped concrete.

Justification: Roadway Improvements were completed in 2011, with the exception of the median landscape.

Source of Funding	Project Funding (\$ in thousands)					
	Prior FY	FY 13/14	FY 14/15	FY 15/16	FY 16/17	FY 17/18
Measure J	\$0	\$0	\$0	\$0	\$0	\$400
	\$0	\$0	\$0	\$0	\$0	\$400

Comments:

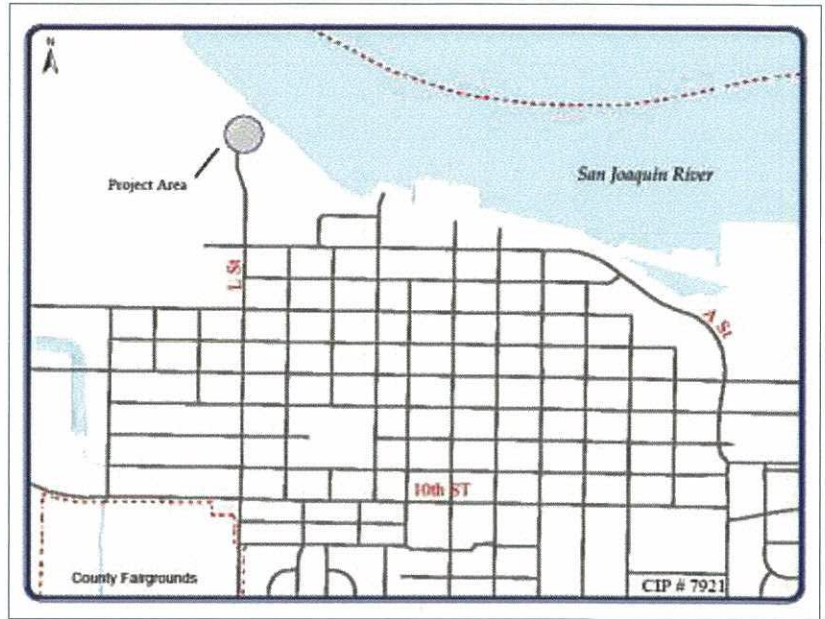
Location: Antioch Marina

Lead Department : Public Works

Est Completion: FY 13/14

Project Cost Estimate: \$100,000

(The estimate includes construction, design, project administration, inspection and construction management)



Project Description: Convert existing fuel pumping system from manual to an automated passive system.

Justification: To improve operational efficiency and convenience to berthers and boaters.

Source of Funding	Project Funding					
	Prior FY	FY 13/14	FY 14/15	FY 15/16	FY 16/17	FY 17/18
Marina Fund	\$0	\$90	\$0	\$0	\$0	\$0
	\$0	\$90	\$0	\$0	\$0	\$0

Comments:

Project Title: *Fulton Shipyard Boat Ramp*

Project No: 7922

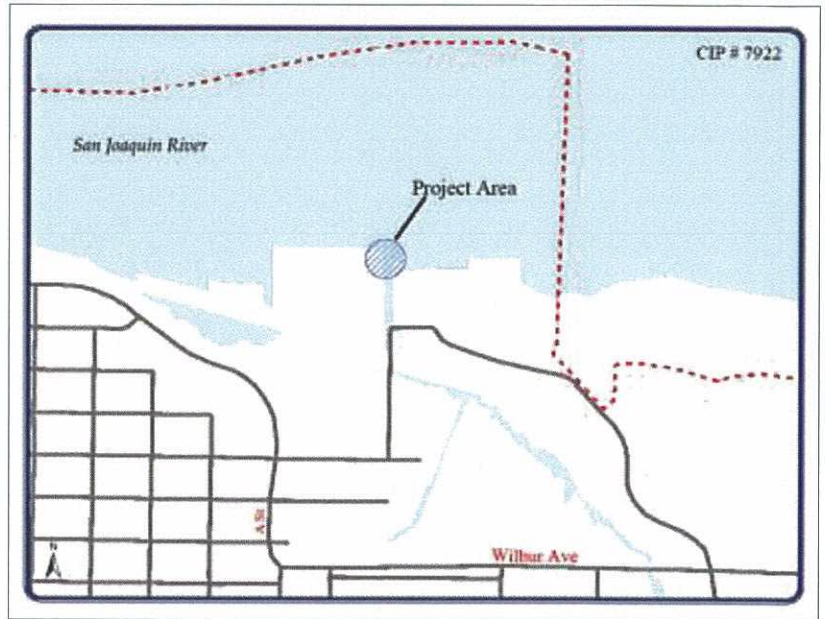
Location: Fulton Shipyard Boat Ramp on Fulton Shipyard Road

Lead Department : Public Works

Est Completion: FY 13/14

Project Cost Estimate: \$70,000

(The estimate includes construction, design, project administration, inspection and construction management)



Project Description: Replace existing handrail, repair gangway and boarding float, and install gate and fencing. Pavement surface treatment and restriping of parking area.

Justification: Public safety improvements.

<i>Source of Funding</i>	Project Funding (\$ in thousands)					
	<i>Prior FY</i>	<i>FY 13/14</i>	<i>FY 14/15</i>	<i>FY 15/16</i>	<i>FY 16/17</i>	<i>FY 17/18</i>
Tidelands Fund	\$0	\$20	\$0	\$0	\$0	\$0
Marina Fund	\$0	\$50	\$0	\$0	\$0	\$0
	\$0	\$70	\$0	\$0	\$0	\$0

Comments:

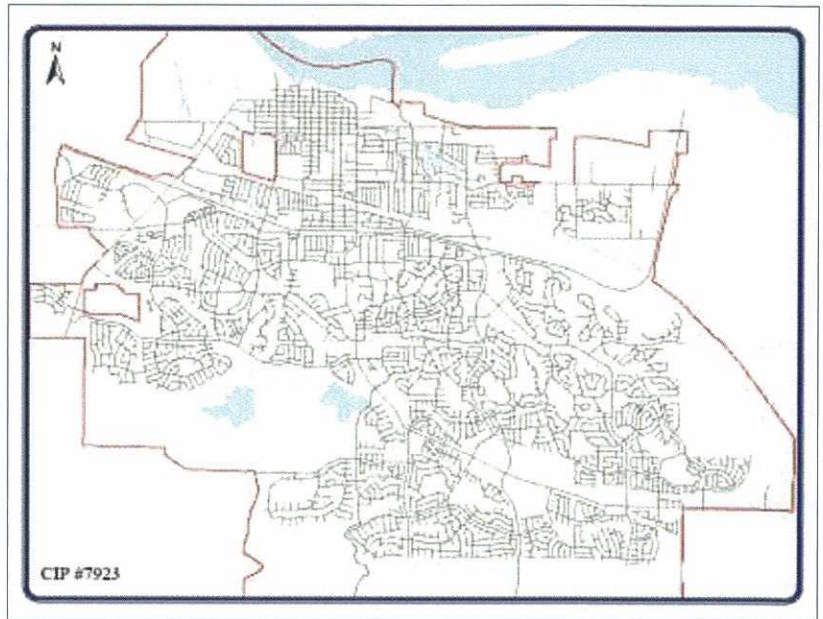
Location: Citywide

Lead Department : Public Works

Est Completion: On-going Improvements

Project Cost Estimate: \$300,000

(The estimate includes construction, design, project administration, inspection and construction management)



Project Description: The Project will consist of pipe bursting and replacing the old lines through a trenchless sewer replacement method without impacting residents' yards and landscaping.

Justification: Cost saving: Trenchless sewer replacement is performed via small access points, which means that damage to the surface is minimized and the subsequent repairs to landscaping, porches, walkways, and driveways are avoided.

Source of Funding	Project Funding (\$ in thousands)					
	Prior FY	FY 13/14	FY 14/15	FY 15/16	FY 16/17	FY 17/18
Sewer Fund	\$0	\$300	\$300	\$300	\$300	\$300
	\$0	\$300	\$300	\$300	\$300	\$300

Comments:

Location: Antioch Marina at "L" Street

Lead Department : Public Works

Est Completion: FY 13/14

Project Cost Estimate: \$50,000

(The estimate includes construction, design, project administration, inspection and construction management)



Project Description: Install Surveillance Cameras at the Marina to improve security.

Justification: To improve security and reduce vandalism and associated maintenance costs.

Source of Funding	Project Funding					
	Prior FY	FY 13/14	FY 14/15	FY 15/16	FY 16/17	FY 17/18
Marina Fund	\$0	\$50	\$0	\$0	\$0	\$0
	\$0	\$50	\$0	\$0	\$0	\$0

Comments: These cameras will be in addition to the cameras being installed at Knoll Park, the Soccer Turf Fields, Antioch Community Park, Fulton Shipyard Boat Ramp and Antioch Golf Course as part of the WW grant funding.

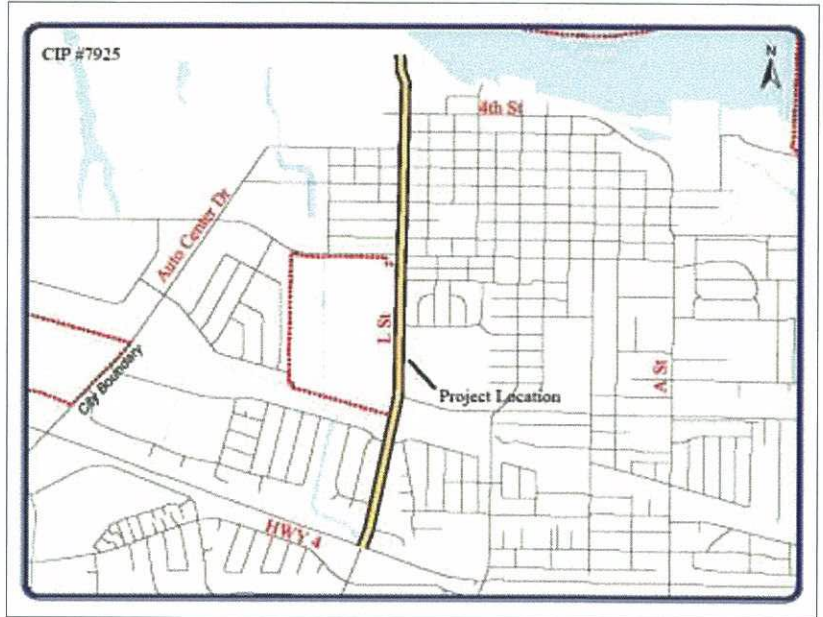
Location: "L" Street from HWY 4 to Antioch Marina

Lead Department : Public Works

Est Completion:

Project Cost Estimate: \$50,000

(The estimate includes construction, design, project administration, inspection and construction management)



Project Description: Initiate planning process of identifying plan line and right of way needs, overall project scope and beautification parameters.

Justification: Improve traffic flow and aesthetics from HWY 4 to the Marina and the Rivertown District.

Source of Funding	Project Funding (\$ in thousands)					
	Prior FY	FY 13/14	FY 14/15	FY 15/16	FY 16/17	FY 17/18
Measure J	\$0	\$50	\$0	\$0	\$0	\$0
	\$0	\$50	\$0	\$0	\$0	\$0

Comments:

**CITY OF ANTIOCH 5 YEAR
CAPITAL IMPROVEMENT PROGRAM
2013-2018
DRAFT MAY 28, 2013**

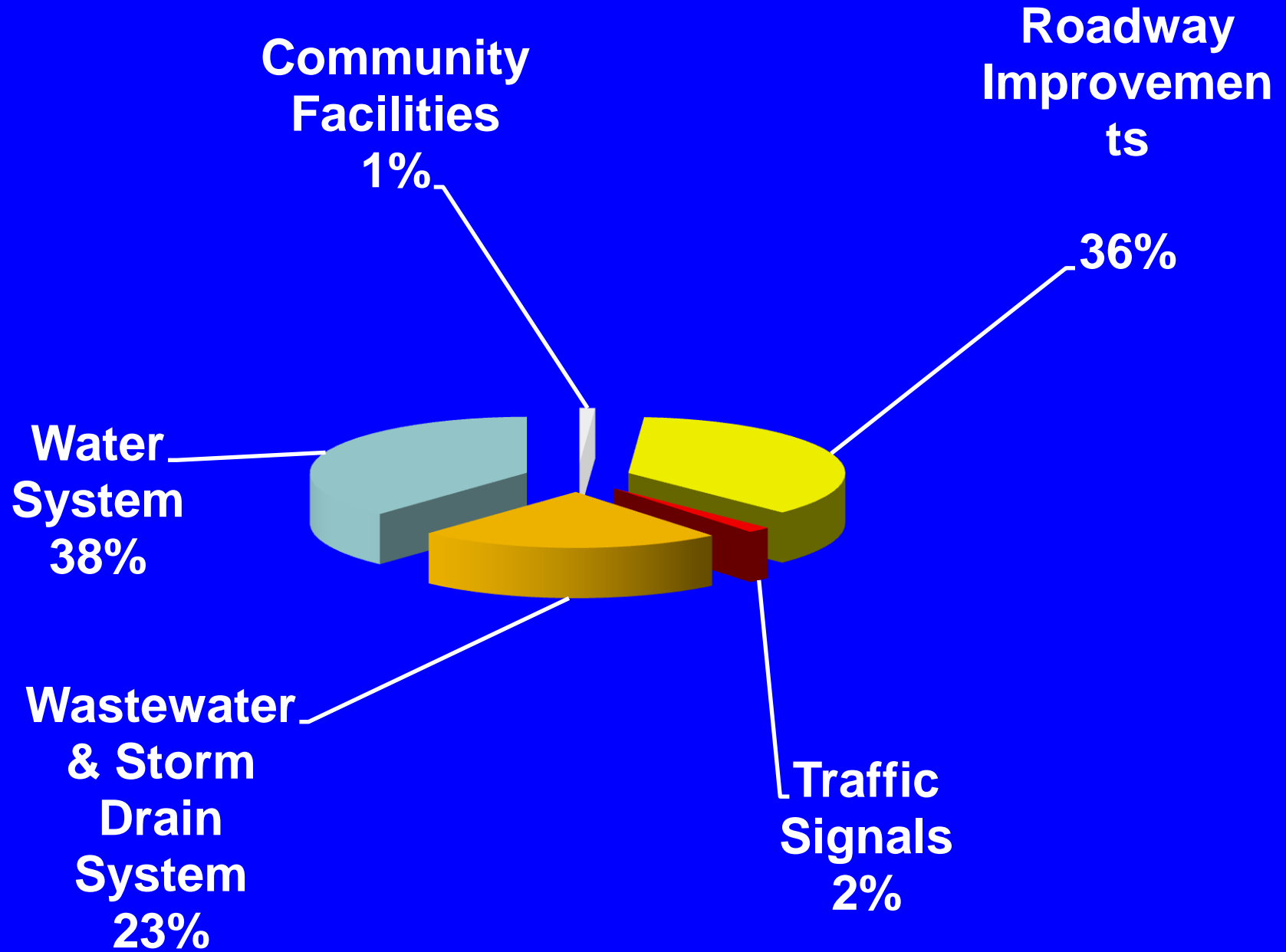


2013-2018 CIP

Projected Capital Expenditures

\$ in Thousands

Program Category	FY 13/14	FY 14/15	FY 15/16	FY 16/17	FY 17/18	Total
Community Facilities	\$696	\$0	\$0	\$0	\$0	\$696
Roadway Improvements	\$11,473	\$4,410	\$2,535	\$1,965	\$1,615	\$21,998
Traffic Signals	\$50	\$250	\$250	\$250	\$250	\$1,050
Wastewater & Storm Drain System	\$5,480	\$4,200	\$1,350	\$1,350	\$1,350	\$13,730
Water System	\$4,060	\$10,835	\$3,235	\$2,745	\$2,260	\$23,135
Total	\$21,759	\$19,695	\$7,370	\$6,310	\$5,475	\$60,609



KEY PROJECTS COMPLETED IN FY 12/13



KEY PROJECTS COMPLETED IN FY 12/13

- **NEW TRAFFIC SIGNAL @ DELTA FAIR BLVD. & BELLE DRIVE**
- **TRAFFIC SIGNAL IMPROVEMENTS @ COSTCO WY. & SCHOOL ST.**
- **HAMLIN COURT SEWER IMPROVEMENTS**
- **MARKLEY CREEK CULVERT REPLACEMENT**

KEY PROJECTS COMPLETED IN FY 12/13, CONT'D

- **WATER MODEL SYSTEM UPDATE**
- **WTP IMPROVEMENTS, GAC REPLACEMENT**
- **WTP IMPROVEMENTS, CHEMICAL STORAGE TANKS REPLACEMENT**
- **WATERSHED SANITARY SURVEY**
- **RESERVOIR REHABILITATIONS AT LARKSPUR AND JAMES DONLON**

KEY PROJECTS COMPLETED IN FY 12/13, CONT'D

- WATER MAIN REPLACEMENT ON ELIZABETH LN., ELIZABETH CT., PLUMLEIGH AVE., ROBERTS ST., AND DIABLO AVE.**

PROJECTS IN PROGRESS

- **PREWETT PARK FILTER REPLACEMENT/RESURFACING**
- **COUNCIL CHAMBERS A/V SYSTEM RENOVATION**
- **COMMUNITY PARK SYNTHETIC TURF SOCCER FIELD**
- **MARINA BOAT LAUNCH FACILITY RESTROOM**
- **TOT LOT PLAYGROUND REPLACEMENT AT CITY PARK**

PROJECTS IN PROGRESS

- **SURVEILLANCE CAMERAS
CITYWIDE, PHASE I**
- **2013 PAVEMENT MAINTENANCE,
RUBBERIZED CAPE SEAL**
- **WILBUR AVENUE BRIDGE**
- **LONE TREE WY INTERSECTION
IMPROVEMENTS**
- **SEWER MASTER PLAN STUDY**
- **CAMBRIDGE TANK EXPANSION**
- **WATER MASTER PLAN STUDY**

NEW PROJECTS ADDED TO 2013/2018

<u>PROJECT TITLE</u>	<u>PROJECT ESTIMATE</u>	<u>PROJECTED COMPL.</u>
9 TH St. Roadway Improvements	\$970,000	FY 14/15
Transportation Impact Fee Study	\$150,000	FY 13/14
Sunset Pump Station	\$800,000	FY 14/15
WTP Wireless Communication Upgrade	\$350,000	FY 16/17

NEW PROJECTS ADDED TO 2013/2018, CONT'D

<u>PROJECT TITLE</u>	<u>PROJECT ESTIMATE</u>	<u>PROJECTED COMPL.</u>
Zone 1 Booster Pump Station	\$30,000	FY 17/18
Wilbur Ave. Booster Pumps	\$125,000	FY 14/15
WTP Electrical Upgrade	\$600,000	FY 15/16

NEW PROJECTS ADDED TO 2012/2017, CONT'D

<u>PROJECT TITLE</u>	<u>PROJECT ESTIMATE</u>	<u>PROJECTED COMPL.</u>
Marina Passive Fuel System	\$100,000	FY 13/14
Fulton Shipyard Boat Ramp Improvements	\$70,000	FY 13/14
Sewer Main Trenchless Rehabilitation	\$300,000	Per Year
Marin Surveillance Cameras	\$50,000	FY 13/14

NEW PROJECTS ADDED TO 2013/2018, CONT'D

<u>PROJECT TITLE</u>	<u>PROJECT ESTIMATE</u>	<u>PROJECTED COMPL.</u>
"L" St. Improvement Study	\$50,000	FY 13/14

QUESTIONS





Antioch Police Department
K9 Unit

Community Groups

American Kenpo Shaolin Studio

Antioch Kiwana's

Antioch Lions Club

Antioch Rotary

Pittsburg Elks Lodge

Rotary Club of the Delta

VFW Ladies Auxiliary

VFW Post 3435

Women's Club

Corporate Sponsors

AAA

A & B trophy

Allied Waste

Chili's

Cold Stone

Jim's Auto Body

Johnny Corino's

Kinders

Mimi's

Pet Food Express

Target

Tavos

Umpqua Bank

Foundations

Ben Roethlisburger Foundation

Police and Working K9 Foundation

Individual Contributors

Leo Fontana

Barbara Herendeen

Rick Kaiser/ Bob Temen

Jack Roddy

Additional Significant Contributors

- Richard Augusta
- Nello Baldocchi
- Karen Bocchieri
- Jennifer Billey
- Broderick Family
- Steve & Lisa Culcasi
- Shirley Diethelm
- Larry Doweidt
- Scott Ebert
- Don Freitas
- Ralph Garrow
- Martha Goralka
- Brenda Gorbali
- Harger Family
- Larry Harrison
- Hans Ho
- Lonnie Karste
- Sandra Kelly
- Kermit & Rosella Kerr
- Earline La Buy
- Lenora Langman
- Margaret Lauritzen
- Wayne & Mary Lindelof
- Linda Locke
- Gerald Lubinski
- Leroy & Danae Lui
- McDonald Family
- Paula McEvoy
- Delores E. McNair
- Nissen Family
- Rachel Oshea
- Cari & Ali Othman
- Barney & Martha Parsons
- Mary Peinado
- Perkinson Family
- Kay Marie Power
- Valliere Family
- VanderKlugt Family
- Debbie Walls
- Jeff Warrenburg
- Janet Williams
- Gary Willis

K9 Unit Members

Officer Perkinson and “Bo”

Officer Joannides and “Vera”

Officer Harger and “Donna”

Officer Valliere and “Erin”

Officer White and “Chopper”

Thank you!

**CITY COUNCIL MEETING
INCLUDING THE ANTIOCH CITY COUNCIL
ACTING AS SUCCESSOR AGENCY/HOUSING SUCCESSOR
TO THE ANTIOCH DEVELOPMENT AGENCY**

**Special/Regular Meeting
6:00 P.M.**

**April 23, 2013
Council Chambers**

5:30 P.M. - CLOSED SESSION

1. **CONFERENCE WITH LABOR NEGOTIATORS** – This Closed Session is authorized by California Government Code section 54957.6. City designated representatives: Michelle Fitzer and Glenn Berkheimer; Employee organizations: Management, Confidential, Local 1, Operating Engineers Local 3

2. **CONFERENCE WITH LEGAL COUNSEL – ANTICIPATED LITIGATION** – Significant exposure to litigation pursuant to California Government Code section 54956.9(d)(2): Letter dated April 17, 2013 from the ACLU (American Civil Liberties Union)

City Attorney Nerland reported the City Council had been in Closed Session and gave the following report: **#1 CONFERENCE WITH LABOR NEGOTIATORS**, Continued to a future meeting: and **#2 CONFERENCE WITH LEGAL COUNSEL – ANTICIPATED LITIGATION**, No action was taken.

Mayor Harper called the meeting to order at 6:05 P.M., and City Clerk Simonsen called the roll.

Present: Council Members Wilson, Rocha, Tiscareno, Agopian and Mayor Harper

PLEDGE OF ALLEGIANCE

Mayor Pro Tem Rocha led the Council and audience in the Pledge of Allegiance.

STUDY SESSION – SPECIAL MEETING

1. **PRESENTATION AND DISCUSSION OF BUDGET DEVELOPMENT FOR THE GENERAL FUND, RECREATION AND ANIMAL SERVICES SPECIAL REVENUE FUNDS AND PREWETT PARK ENTERPRISE FUND FOR THE 2013-14 FISCAL YEAR**

Finance Director Merchant gave a brief overhead presentation and presented the staff report dated April 16, 2013 recommending the City Council provide direction and feedback.

Mayor Harper thanked Finance Director Merchant for the comprehensive report.

City Manager Jakel clarified the Building Inspector position was driven by a significant increase in development activity. He added the City's preference would be to contract services from a neighboring agency.

Finance Director Merchant added there was money in the current year budget for a contract building official so the net impact of the position would be less. Additionally, she noted building permit revenue had risen significantly, which helped fund the position.

Councilmember Agopian thanked Finance Director Merchant for the comprehensive report and thanked staff for their cost control efforts.

Councilmember Tiscareno thanked Finance Director Merchant for the comprehensive report and stated he supported the elimination of employee furloughs, as soon as possible.

Councilmember Wilson thanked Finance Director Merchant for the comprehensive report.

Following discussion, Council consensus directed staff to return to the City Council with a draft budget that included a target reserve of \$5M for the end of fiscal year 2013-2014. They supported funding the Chief Building Official and Customer Service Representative positions and reclassifying the existing Facility Maintenance Worker to Facility Maintenance Leadworker.

Finance Director Merchant announced the next study session on the budget would be held on May 14, 2013.

Mayor Harper called the meeting to order at 7:00 P.M., and City Clerk Simonsen called the roll.

Present: Council Members Wilson, Rocha, Tiscareno, Agopian and Mayor Harper

PLEDGE OF ALLEGIANCE

Mayor Pro Tem Rocha led the Council and audience in the Pledge of Allegiance.

PROCLAMATIONS

- *Sexual Assault Awareness Month, April 2013*
- *Arbor Day, April 26, 2013*
- *Be Kind to Animals Week, May 5 - 11, 2013*

On motion by Councilmember Wilson, seconded by Councilmember Rocha, the Council unanimously approved the Proclamations.

Councilmember Rocha presented the proclamation proclaiming May 5-11, 2013 as “Be Kind to Animals Week” to Barbara Sobalvarro who accepted the proclamation and announced a “Be Kind to Animals Week” celebration would be held on May 11, 2013 from 11:00 A.M. – 2:00 P.M. and an adoption promotion would be held from May 5-11, 2013, at the Antioch Animal Shelter.

Councilmember Agopian presented the proclamation proclaiming April 2013 as “Sexual Assault Awareness Month” to Chief Cantando who accepted the proclamation on behalf of Community

Violence Solutions. Councilmember Rocha announced the City Council had been invited to a luncheon on April 30, 2012.

Councilmember Tiscareno presented the proclamation proclaiming April 26, 2013 as "Arbor Day" to Linda Flood and members of the Antioch Riverview Garden Club, who accepted the proclamation and announced the celebration would be held on April 26, 2013 at Mira Vista Park. They presented the Council with candy bars to commemorate the event.

ANNOUNCEMENTS OF CIVIC AND COMMUNITY EVENTS

Don Williams, representing the Diablo Valley Mustang Association, invited the City Council to attend the Shine Car Show on May 4, 2013 at Prewett Park.

Betty Smith, representing the Antioch Rivertown Jamboree committee, announced a Crab Feed would be held from 6:00 P.M. – 10:00 P.M. on April 27, 2013 at St. George's Social Hall. She noted in conjunction with the Center for Human Development, they would be hosting the Harlem Ambassadors at 7:00 P.M. on May 10, 2013 at Pittsburg High School. She thanked Councilmembers Rocha and Wilson for their support.

Ron Parish, Director of Golf Lone Tree Golf Center, announced the Mayor's Cup Golf Tournament would be held at 1:00 P.M. on June 2, 2013.

Mayor Harper stated he would be participating in the Mayor's Golf Tournament and thanked Mr. Parish for organizing the event.

Iris Archeleta, representing the Youth Intervention Network (YIN), announced a *Preventing Bullying and Reconnecting Our Youth* luncheon, featuring U.S. Attorney Melinda Haag, would be held from 11:30 A.M. – 1:30 P.M. on May 9, 2013 at Lone Tree Golf Course. Contact information was provided.

PUBLIC COMMENTS

Gil Orozco, Antioch resident, spoke to criminal activity that had occurred in his neighborhood. He questioned if the Neighborhood Improvement Program would be reinstated by the Code Enforcement Department.

City Manager Jakel stated he would discuss this issue with Mr. Orozco.

Sandra Kelly, Neighborhood Watch Block Captain "C" Street, reported illegal activity had occurred and garbage had been left in City Park. She questioned if residents pay a deposit for park use to cover cleanup costs and suggested more refuse and recycling cans be placed in the park to help reduce littering. She offered to assist the City, if needed.

Mayor Harper stated he would have staff contact Ms. Kelly to discuss the issue.

Beverly Knight, Antioch resident, presented photos of litter at City Park. She requested the City wash down the cement pads and suggested the Antioch Police Department patrol the area.

COUNCIL SUBCOMMITTEE REPORTS

Councilmember Rocha reported on her attendance at the Maintenance Department celebration and the Coffee with Cops events.

Councilmember Tiscareno reported he would be attending the International Council of Local Environmental Initiatives Fueling Station ribbon-cutting and Earth Day Celebration on April 24, 2013 and the Relay for Life committee meeting on April 25, 2013.

Councilmember Agopian reported on his attendance at the Chamber of Commerce Economic Development Government Affairs subcommittee meeting.

MAYOR'S COMMENTS

Mayor Harper reported on his attendance at the following events: Governance Training and Team Building Workshop, testifying at the Assembly in support of AB935 in Sacramento, Every 15 Minute program at Deer Valley High School, Showcase of the Schools, Keep Antioch Beautiful Citywide Clean Up Event, and the Association of Bay Area Government (ABAG) General Meeting.

PRESENTATIONS

Rebuild of City Park certificates for Assembly Member Jim Frazier, Take Back Antioch, S.T.A.R. Ministry at Church of the Rock, and Pacific Gas & Electric Company

The City Council presented Certificates of Recognition Awards to Erica Rodriguez on behalf of Assembly Member Jim Frazier, Take Back Antioch, S.T.A.R. Ministry at Church on the Rock, and Pacific Gas & Electric Company.

Thomas Judge, representing S.T.A.R. Ministry at Church on the Rock, led the audience in prayer.

Brittany Gougeon, representing Take Back Antioch, thanked the City Council for the recognition and acknowledged Beverly Knight's efforts to maintain the City Park.

Erica Rodriguez, on behalf of Assembly Member Frazier, thanked the City Council for the recognition and for allowing him to open his District Office at the Antioch Community Center. She invited the City Council and community to the Open House of the District Office from 5:00 P.M. – 7:00 P.M. on May 17, 2013. Contact information was given.

Implementation of Public Safety Realignment (AB109) in Contra Costa County, Jessie Warner, Contra Costa County Reentry Coordinator

Jessie Warner, Contra Costa County Reentry Coordinator, and Melvin Russell, Probation Manager, thanked the City Council for inviting them to make a presentation this evening. They gave a brief overhead presentation of the Implementation of Public Safety Realignment (AB109) and Probation Services in Contra Costa County.

Mayor Harper thanked Ms. Warner and Mr. Russell for the presentation. He requested the presentation be sent electronically to the City Council.

Police Statistics First Quarter 2013, Chief Allan Cantando

Chief Cantando gave a presentation of 1st Quarter 2013 crime statistics including the following information:

- Part 1 Crime Statistics
- Bureau of Support Services
- Bureau of Field Services
- Current Staffing Levels
- Upcoming Events

He announced Coffee with the Cops would be held from 9:00 A.M. – 11:00 A.M. on May 11, 2013 in the Antioch Community Room. He reported on his attendance at Coffee with the Cops for the Hispanic community, Tip-A-Cop fundraiser for Special Olympics, NAACP meeting and noted he continued to meet with stakeholders in the community.

Councilmember Wilson thanked Chief Cantando for the report and reported on her attendance at the Tip a Cop event.

Councilmember Rocha thanked Chief Cantando for his involvement in Mobilization for Youth Alcohol Prevention (MYAP).

Councilmember Tiscareno thanked Chief Cantando for the report and engaging the community in efforts to reduce crime.

Councilmember Agopian thanked Chief Cantando for the presentation, his recruitment efforts, and engaging the community in efforts to reduce criminal activity. He cautioned that while the report was positive, it was in comparison to one of the worst years of crime increases.

Mayor Harper expressed concern that if Police Officers continued working overtime, it would result in more injuries and fatigue. He noted they City needed the communities help moving forward.

In response to Mayor Harper, Chief Cantando gave further details regarding the City's recruitment efforts and costs associated with Reserve Officers. He encouraged park adoption and noted if there were concerns regarding park facilities, residents should contact the City. He reported the

Antioch Police Department would be able to address cold cases, once there was increased staffing in the Investigations Unit.

City Attorney Nerland announced there was an amended staff report for Consent Calendar Item F and there were two (2) supplemental staff reports for Item L, on the dais this evening. She noted the reports were also available for the public on the City's website.

2. COUNCIL CONSENT CALENDAR

City of Antioch

- A. APPROVAL OF SPECIAL MEETING MINUTES FOR MARCH 28, 2013**
- B. APPROVAL OF COUNCIL MINUTES FOR APRIL 9, 2013**
- C. SPECIAL MEETING OF APRIL 10 AND 11, 2013**
- D. APPROVAL OF COUNCIL WARRANTS**
- E. APPROVAL OF TREASURER'S REPORT FOR MARCH 2013**
- F. REJECTION OF CLAIMS**
 - 1. Melinda Will 12/13-2080 (personal injury)**
 - 2. Ronda Huddleston 13/14-2096 (civil rights)**
 - 3. Dana Canady 13/14-2100 (personal injury)**
- G. RESOLUTION NO. 2013/17 DEFER FEES DUE AT BUILDING PERMIT ISSUANCE FOR RESIDENTIAL DEVELOPMENT**
- H. RESOLUTION NO. 2013/18 ESTABLISHING THE NATIONAL POLLUTION DISCHARGE ELIMINATION SYSTEM RATE PER EQUIVALENT RUNOFF UNIT FOR FISCAL YEAR 2013-14**
- I. BUDGET AMENDMENT FOR ANTIOCH WATER PARK REPAIRS AND SAFETY UPGRADES**
- J. CONSULTANT SERVICE AGREEMENT FOR CONSTRUCTION MANAGEMENT SERVICES AND BIOLOGICAL MONITORING WITH PARSONS BRINCKERHOFF, INC., FOR THE LONE TREE WAY INTERSECTION IMPROVEMENTS, DEER VALLEY ROAD TO HILLCREST AVENUE (P.W. 555-12C)**

- K. **RESOLUTION NO. 2013/19 APPROVING CONSOLIDATED ENGINEER'S REPORT AND DECLARING INTENTION TO LEVY AND COLLECT ASSESSMENTS FOR THE HILLCREST, CITYWIDE, DOWNTOWN, ALMONDRIDGE, LONE TREE, AND EAST LONE TREE LANDSCAPE MAINTENANCE DISTRICTS, AND SETTING PUBLIC HEARING (PW 500)**
- L. **CONSIDERATION OF BIDS FOR THE TOT LOT PLAYGROUND REPLACEMENT AT CITY PARK (P.W. 205-G)**

City of Antioch Acting as Successor Agency/Housing Successor to the Antioch Development Agency

M. APPROVAL OF SUCCESSOR AGENCY WARRANTS

N. APPROVAL OF HOUSING SUCCESSOR WARRANTS

On motion by Councilmember Rocha, seconded by Councilmember Agopian, the City Council unanimously approved the Council Consent Calendar with the exception of Items I and L, which were removed for further discussion.

Item I – Councilmember Tiscareno reported Deputy Director of Community Development/Recreation Graham had explained the expenditures and he had no further questions regarding this Item.

On motion by Councilmember Tiscareno, seconded by Councilmember Rocha, the Council unanimously approved Item I.

Item L – Dave McNabb, McNabb Construction Inc., reported that he had investigated the submissions by H&H Construction and one of the homeowner projects had never been constructed. He discussed the importance of child safety for playgrounds.

Public Works Director/City Engineer Bernal reported staff was satisfied that the contractor and his subcontractor had satisfied the requirement for having completed public projects of both construction and poured and placed mats within the last two (2) years.

In response to Council, Public Works Director/City Engineer Bernal stated staff did not verify the personal residence projects' being that they were not a requirement for the bid. He noted Leathers and Associates would be supervising construction.

In response to Council, Information Services Director Barton, responded that he would have the security camera vendor look at the site to determine what equipment would be needed and quote the project.

Councilmember Agopian felt staff should research to determine if all the information provided by H&H Construction was accurate.

Councilmember Tiscareno stated that with Leather and Associates overseeing the project, he felt the project could be completed efficiently with H&H Construction.

A motion by Councilmember Tiscareno to award the bid to H&H Construction and rejecting the bid protest, died for the lack of a second.

On motion by Councilmember Agopian, seconded by Councilmember Rocha, the Council continued Item L to May 14, 2013 and directed staff to research the information and provide a recommendation. The motion carried the following vote:

Ayes: Wilson, Rocha, Agopian and Harper

Noes: Tiscareno

Mayor Harper declared a recess at 8:51 P.M. The meeting reconvened at 9:04 P.M. with all Councilmembers present.

City Attorney Nerland explained the manner in which the Public Hearing would be conducted.

PUBLIC HEARING

3. ANNUAL COMMUNITY DEVELOPMENT BLOCK GRANT (CDBG) ACTION PLAN FUNDING

Community Development Block Grant (CDBG) Consultant Teri House presented the staff report dated April 15, 2013 recommending the City Council: 1) Approve the funding recommendations of the CDBG subcommittee, and approve the Resolution reflecting the final recommendations and adopting the draft Fiscal Year (FY) 2013-14 Action Plan. 2) Approve the recommendation of the CDBG subcommittee to modify the funding cycles within each Five Year Consolidated Plan so that the first funding cycle covers two years and the second cycle covers the remaining three years of the Consolidated Plan, as is being considered by all Contra Costa CDBG/HOME Consortium jurisdictions.

In response to Councilmember Agopian, CDBG Consultant House stated she would provide Council with an annual report indicating what had been accomplished during the program year.

In response to Mayor Harper, CDBG Consultant House clarified in the future, if more grant funds became available, Council could consider modifying the grant length to consider more providers.

Mayor Harper opened the public hearing.

Willie Mims, East County NAACP and Black Political Association, questioned if the programs funded had been evaluated by the Council or City Staff to determine if they had been successful.

CDBG Consultant House responded that all the proposals and agencies funded undergo extensive quarterly evaluations to assure they are performing well.

Mayor Harper closed the public hearing.

Councilmembers Wilson and Tiscareno discussed the methodology used to determine the recommended length for the grant cycle.

RESOLUTION NO. 2013/20

On motion by Councilmember Tiscareno, seconded Councilmember Agopian, the City Council unanimously 1) Approved the funding recommendations of the CDBG subcommittee and approved the resolution reflecting the final recommendations and adopted the draft Fiscal Year (FY) 2013-14 Action Plan. 2) Approved the recommendation of the CDBG subcommittee to modify the funding cycles within each Five Year Consolidated Plan so that the first funding cycle cover two years and the second cycle cover the remaining three years of the Consolidated Plan, as is being considered by all Contra Costa CDBG/HOME Consortium jurisdictions.

4. COMMUNITY SUPERVISION PROGRAMS

Councilmember Rocha recused herself from this Item due to potential conflict of interest related to her employer being involved with the services to be provided to AB 109 formerly incarcerated individuals and left the Council Chambers.

City Attorney Nerland reported there was a supplemental staff report on the dais this evening and copies were available for the public in Council Chambers. She noted subsequent to the City's supplemental staff report, the ACLU sent a letter at 5:30 P.M., dated April 23, 2013, which was also on the dais.

Community Development Director Wehrmeister presented the staff report dated April 23, 2013 recommending the City Council: 1) Motion to read the Interim Zoning Ordinance and Regular Ordinance by title only; 2) Motion to extend the Interim Urgency Ordinance regulating Community Supervision Programs including the findings for the need for this urgency action (4/5 vote required) (Revised attachment A); 3) Motion to introduce a Regular Ordinance amending Section 9-5.203 and adding Section 9-5.3836 to the Antioch Municipal Code dealing with Community Supervision Programs. Staff was proposing some modifications to the ordinance that the Planning Commission unanimously recommended adopting on April 17, 2013. Staff's recommendations were shown in redline to the Planning Commission's recommended ordinance (Revised attachment B). The Community Development Director explained that the issue of location of service providers for previously incarcerated individuals arose when such a use planned to locate next to the Nick Rodriguez Senior Center and Community Center and the County Probation Department ignored the City's concerns about that location. There was never an effort to ban the uses, but simply to find appropriate locations both from the perspective of public safety and the success of the programs in decreasing the high recidivism rates among this

population. Following a public hearing, the Planning Commission made a recommendation about the location of these uses, which the staff recommendation has further refined. Accordingly, the staff recommendation is that the Community Supervision Program uses be allowed in any zone where Business and Professional Offices are permitted or conditionally permitted, but be subject to a use permit if the zone requires a use permit or if located within 1500 feet of a public or private school, park, recreation center, senior age restricted living facility or other Community Supervision Program.

The Mayor opened the public hearing.

Iris Archuleta, Antioch resident, stated that the organization she co-founded, Youth Intervention Network (YIN) had submitted a proposal to provide services and she felt the ordinance was premature as it would come prior to the development of a strategic plan. She believed that individuals that would utilize services under AB 109 would be self-electing to do so in an effort to help reintegrate into the community. She stated she hoped decisions made regarding this ordinance were not driven by fear prior to Council receiving the facts.

Terry Rosevelt discussed the importance of Community Supervision Programs noting he had self-selected to participate in the rehabilitation programs, upon his release back into the community after 18 years in prison.

Micaela Davis, representing the Northern California ACLU, summarized a letter submitted to Council which urged them to reject the proposal to extend the interim ordinance and the proposal to introduce the regular ordinance.

Willie Mims, representing the East County NAACP, expressed concern regarding the ordinance. He urged the City Council to reject it noting it could violate issues of environmental justice and put a barrier in place to these services.

No other individuals wishing to provide public comment, Mayor Harper closed the public hearing.

In response to Council, Community Development Director Wehrmeister provided a map of the zoning districts and the 1500 foot buffer area around the defined "sensitive uses" in the proposed ordinance. She noted there were many areas that would permit professional offices, by right, that were not located within the buffer. Copies of the map were made available to the public.

City Attorney Nerland clarified that the question presented this evening was whether uses that provide services to individuals who had previously been incarcerated and were on probation or parole services would require a conditional use permit, if located within 1500 feet of the sensitive uses. She added this use would require a conditional use permit only in locations where other business or professional uses required a use permit or where they were within 1500 feet of the sensitive uses.

In response to Councilmember Agopian, Community Development Director Wehrmeister provided a map of the Tri-Delta Transit system map. Copies of the transit map were made available to the public.

Councilmember Agopian stated he intended to ensure parolees had access to vital services and wanted to provide good quality areas for those services to be located. Thus, access to public transportation was important and still provided with the proposed ordinance. He did not believe that the Council's zoning action made access to services more difficult. He acknowledged staff for being flexible and responding to the stakeholders.

Councilmember Tiscareno clarified his intent was to support the services for parolees and the goal was to look at a strategic plan to locate them in areas that would set the programs up for the highest success rate. He gave the example that it may not help success of these programs if located next to a bar given the issues raised about substance abuse being a challenge faced by some parolees.

Councilmember Wilson applauded the efforts of Mr. Rosevelt for self-selecting to participate in rehabilitation programs. She stated her intent was to provide local resources for parolees to ensure success. She expressed concern that delaying action on this item may cause services to seek locations in other communities.

In response to a question from Councilmember Wilson, Captain McConnell stated successful reentry services appropriately located would be an asset from the Police Department's perspective. He reported that they had collaborated with the Community Development Director with regard to the recommended action this evening.

Mayor Harper reopened the public hearing to allow the representative from County Supervisor Glover to speak, given that the Supervisor had sent a letter previously regarding the City's proposed ordinance but had not chosen to speak during the public comments.

David Fraser, Chief of Staff to Supervisor Glover, stated the Supervisor and staff were supportive of changes made in response to their previous concerns. He expressed concern that obtaining a use permit would be cost prohibitive for non-profits because of the \$2000 deposit for staff time required of all use permits in the City.

Ed Diokno, Senior Policy Advisor to Supervisor Glover, suggested Council choose a 500 foot radius around sensitive uses. He acknowledged that recidivism rates were high in the 75% range; however, it was based on parolees who had not participated in rehabilitation programs. He reminded Council that parolees currently living in the community, received services from existing agencies.

Lamar Thorpe, Antioch resident and member of Economic Development Commission, then asked to speak and cautioned the Council in creating innuendos regarding the services. He noted that there would be women who were on probation or parole, who were the caretakers of children. He

added that access was also making sure Antioch received community members back into the City and provided them with services they deserved.

Jennifer Costa, representing Rubincon Programs, reported they had been very successful at providing reentry programs for the previously incarcerated in Antioch. She urged the City Council to consider that they had been providing services with no need for limitations and cautioned that in many cases, transportation was an issue. She invited the Council to visit their office and meet with clients. She spoke to their desire to be a permanent program for the Antioch community.

Jessie Warner, Contra Costa County Reentry Coordinator, stated she was available to answer any questions regarding the AB109 programs, Probation Department's role, and the services. She discussed the importance of a regional approach and noted by creating the opportunity for the County and Cities to provide resources, the State had given local jurisdictions the chance to reduce recidivism.

Mayor Harper thanked all the speakers for their comments and closed the public hearing again. He voiced his support for the ordinance noting he had a mandate to protect the public safety, which included assuring these types of programs were not located adjacent to sensitive uses.

Councilmember Agopian indicated his desire to set these programs up for success and wondered about changing the buffer zone radius from 1500 feet to 1000 feet.

At the Councilmember Agopian's request, Director of Community Development Wehrmeister provided a map of the zoning districts and the 1000 foot buffer area around sensitive uses. Copies of this map were provided to the public.

Following discussion, the City Council supported providing services in areas where those who participate, would be successful. They agreed to change the radius requirement to a 1000 foot buffer around sensitive uses. They affirmed that there had been no intent to restrict or ban reentry services. They spoke to their desire to continue working with the organizations providing reentry services to insure success.

ORDINANCE 2064 C-S

On motion by Councilmember Agopian, seconded by Councilmember Wilson, the City Council unanimously 1) Read the Interim Zoning Ordinance and Regular Ordinance by title only; 2) Extended the Interim Urgency Ordinance regulating Community Supervision Programs including the findings for the need of this urgency action (revised Attachment A to reflect the language in the proposed regular ordinance and changing the proposed 1500-foot buffer to 1000-foot buffer); 3) Introduced a Regular Ordinance amending Section 9-5.203 and adding Section 9-5.3836 to the Antioch Municipal Code dealing with Community Supervision Programs per revised Attachment B to include a provision allowing the Planning Commission or City Council to grant relief from the requirements and changing the proposed 1500-foot buffer to 1000-foot foot buffer.

Mayor Harper, on behalf of the City Council, reiterated that they had no intent to ban the program and they would remain flexible and continue to work with individuals that oversee supervision programs.

PUBLIC COMMENTS

Jim Boccio invited the City Council to visit the Bedford Center from 11:00 A.M. – 2:00 P.M, to observe the services they provide the community.

Willie Mims suggested City Council consider utilizing bid savings from the playground rebuild to install lights in the park. He expressed concern that staff had provided attachments to the staff report at the meeting, which had not been given the Council in sufficient time to study the information. He questioned why the map attachments and supplemental staff reports were not made available to the public, in a timely manner.

STAFF COMMUNICATIONS

City Manager Jakel announced Wilbur Avenue would be closed for construction between Apollo Court and Viera Avenue from 7:00 A.M. – 7:00 P.M., Monday through Friday, beginning April 29, 2013 and ending on or before May 10, 2013. He noted the next City Council meetings would be held on May 14 and May 28, 2013.

COUNCIL COMMUNICATIONS

Councilmember Wilson reported on her attendance at the Assembly in Sacramento, on behalf of the City of Antioch, in support of AB935.

Councilmember Agopian reported on his attendance at the Showcase of the Schools.

Councilmember Tiscareno reported on his attendance at the Showcase of the Schools. He thanked Councilmember Agopian for attending a meeting at Knoll Park to discuss some issues of concern with residents.

Mayor Harper thanked the City Council for their thoughtful input and staff for their professionalism this evening.

ADJOURNMENT

With no further business, Mayor Harper adjourned the meeting at 11:06 P.M. to the next regular Council meeting on May 14, 2013.

Respectfully submitted:

Kitty Eiden

KITTY EIDEN, Minutes Clerk

**CITY COUNCIL MEETING
INCLUDING THE ANTIOCH CITY COUNCIL
ACTING AS SUCCESSOR AGENCY/HOUSING SUCCESSOR
TO THE ANTIOCH DEVELOPMENT AGENCY
ANTIOCH PUBLIC FINANCING AUTHORITY**

Special/Regular Meeting
5:30 P.M.

May 14, 2013
Council Chambers

Mayor Harper called the meeting to order at 5:33 P.M., and City Clerk Simonsen called the roll.

Present: Council Members Wilson, Rocha, Tiscareno, Agopian and Mayor Harper

PLEDGE OF ALLEGIANCE

Mayor Pro Tem Rocha led the Council and audience in the Pledge of Allegiance.

STUDY SESSION – SPECIAL MEETING

1. PRESENTATION AND DISCUSSION OF BUDGET DEVELOPMENT FOR GENERAL FUND, SPECIAL REVENUE FUNDS, CAPITAL PROJECTS FUNDS, DEBT SERVICE FUNDS, ANTIOCH PUBLIC FINANCING AUTHORITY AND CITY OF ANTIOCH ACTING AS SUCCESSOR AGENCY/HOUSING SUCCESSOR FOR FISCAL YEARS 2013-14

Finance Director Merchant presented the staff report dated May 8, 2013, recommending the City Council provide direction and feedback.

Following review of the General Fund, Recreation, Prewett and Animal Services Funds, the City Council provided the following direction to staff:

- Page 17 – General Fund Non-departmental (100-1250) – Staff to provide real costs for the maintenance of the library facility
- Council acknowledged their goal to eliminate employee furloughs
- Page 19 - Public Works – Staff to provide details on the transfers and expenditures

Following review of the Special Revenue, Capital Projects, and Debt Service Funds, the City Council provided the following direction to staff:

- Page 5 – Civic Arts Fund (215) – Include \$25,000 in funding to the Arts & Cultural Foundation
- Page 6 – Parks in Lieu (Fund 216) – Staff to determine if funds could be used for security cameras in City parks

Councilmember Agopian suggested the Economic Development Department actively look to attract hotels to the area. He also suggested in the future, the City explore a more equitable way of funding street light and landscape maintenance districts.

Finance Director Merchant announced the next Budget Study Session would be held on May 28, 2013.

Mayor Harper thanked Finance Director Merchant and City Manager Jakel for presenting the revised General Fund Budget and increasing the fund balance as directed.

CLOSED SESSIONS – Council announced **CLOSED SESSION: Item #1 CONFERENCE WITH LEGAL COUNSEL ANTICIPATED LITIGATION:** Initiation of litigation pursuant to California Government Code section 54956.9(d)(4): 2 potential cases, was moved to the end of the public session and **Item #2 CONFERENCE WITH LEGAL COUNSEL – ANTICIPATED LITIGATION** – Significant exposure to litigation pursuant to California Government Code section 54956.9(d)(2): Letters dated April 17 and April 23, 2013 from the ACLU (American Civil Liberties Union), was moved and discussed after Public Comments.

Mayor Harper called the meeting to order at 7:00 P.M., and City Clerk Simonsen called the roll.

Present: Council Members Wilson, Rocha, Tiscareno, Agopian and Mayor Harper

PROCLAMATIONS

Older Americans Month, May 2013
National Military Appreciation Month, May 2013
National Police Week, May 12-18, 2013
East Bay Sustainability Challenge, May 18 & 19, 2013
National Public Works Week, May 19 – 25, 2013

On motion by Councilmember Rocha, seconded by Councilmember Wilson, the Council unanimously approved the Proclamations.

Councilmember Tiscareno presented the proclamation proclaiming May 2013 as *National Military Appreciation Month* to Josie Monahan, representing East County Military Families, who accepted the proclamation and thanked the City for recognizing Veterans. She introduced Veteran's and their families, in attendance this evening. She announced *Walk for a Warrior* would be held from 9:00 A.M. – 11:00 A.M. on May 18, 2013.

Mayor Harper thanked the Veterans for serving and their families for their support.

Councilmember Rocha acknowledged women who had served in the Military.

Councilmember Agopian presented the proclamation proclaiming May 12 – 18, 2013 as *National Police Week* to Captain McConnell who accepted the proclamation on behalf of the men and women of the Antioch Police Department.

Councilmember Rocha presented the proclamation proclaiming May 19 - 25, 2013 as *National Public Works Week* to Deputy Director of Public Works Bechtholdt and Acting Collections Lead Worker Cleveland Porter who accepted the proclamation and thanked the City Council for the recognition.

Councilmember Wilson presented the proclamation proclaiming May 18-19, 2013 as *East Bay Sustainability Challenge* to Julie Haas-Wajdowicz. Julie announced a free composting workshop would be held at 9:00 A.M. on May 18, 2013 at the Antioch Community Center and the City of Pleasant Hill would be holding a City-Wide garage sale May 18 and 19, 2013. Contact information was given.

Mayor Harper presented the proclamation proclaiming May 2013 as *Older Americans Month* to City Clerk Simonsen who accepted the proclamation.

ANNOUNCEMENTS OF CIVIC AND COMMUNITY EVENTS

Fred Hoskins, on behalf of the Antioch Historical Society, announced Family Fun Nights at the Museum, would be held from 1:00 P.M. – 9:00 P.M. on May 15, June 19, July 17, and August 21, 2013.

Lonnie Karste announced the Mayor's Cup Golf Tournament would be held June 2, 2013. Contact information was provided.

Jalani Killings, Threshing Floor Tabernacle, invited the Council and community to the *Power of Agreement Community Outreach Event* would be held from 12:00 P.M. – 6:00 P.M. on May 18, 2013 at the Antioch Fair Grounds.

PUBLIC COMMENTS

Fred Hoskins, Antioch resident, requested the City disclose who was responsible for initiating items placed on the agenda.

Rick Robison, Antioch resident, stated he felt the design of the new boat ramp was flawed and suggested the City contact the contractor for repairs. He also suggested the City install warning signs indicating that the docks were dangerous in high wind situations.

Mayor Harper reported he had asked City Engineer Bernal to look into the new boat ramp issues and requested staff to provide a report back to Council on this and the abandoned house located on the river.

Mr. Robinson offered to show Council the waterfront and the prospect of developing the area.

Joseph Zamora, Antioch resident, recommended the residents of Antioch vote “No” on the one-half cent sales tax ballot measure. He discussed his efforts to give back to the community.

Mayor Harper adjourned to **Closed Session Item #2 CONFERENCE WITH LEGAL COUNSEL – ANTICIPATED LITIGATION** – Significant exposure to litigation pursuant to California Government Code section 54956.9(d)(2): Letters dated April 17 and April 23, 2013 from the ACLU (American Civil Liberties Union) at 7:34 P.M. The meeting reconvened at 7:49 P.M. with all Councilmembers present.

City Attorney Nerland announced the City Council had been in Closed Session and provided the following report: **#2 CONFERENCE WITH LEGAL COUNSEL – ANTICIPATED LITIGATION**, Councilmember Rocha did not participate in the Closed Session given that she had previously recused herself from this Item; no action was taken. **#1 CONFERENCE WITH LEGAL COUNSEL ANTICIPATED LITIGATION**, this Item would be heard at the end of the public session.

COUNCIL SUBCOMMITTEE REPORTS

Councilmember Wilson reported on her attendance at the League of California Cities meeting and announced the League of California Cities Casino Night Fundraiser would be held on May 25, 2013.

Councilmember Rocha reported on her attendance at the Arbor Day Tree City U.S.A. celebration on April 26, 2013 at Mira Vista Park.

Councilmember Agopian reported on his attendance at the Chamber of Commerce Economic Development Government Affairs subcommittee meeting.

MAYOR’S COMMENTS

Mayor Harper reported on his attendance at the Bullying Prevention event, Antioch High School and Deer Valley High School award ceremonies for students with 4.0 Grade Point averages, and the TRANSPLAN, East Contra Costa Regional Fee and Financing Authority, and Highway 4 meetings.

PRESENTATION

eBart Next Segment Study and Construction Update, Ellen Smith - This item was continued to a future date.

2. COUNCIL CONSENT CALENDAR

A. APPROVAL OF COUNCIL MINUTES FOR APRIL 23, 2013

- B. APPROVAL OF COUNCIL WARRANTS
- C. 2013-2015 FORENSIC SERVICES AGREEMENT AND FEE SCHEDULE
- D. EDWARD BYRNE MEMORIAL JUSTICE ASSISTANCE GRANT (JAG) 2013
- E. ORDINANCE 2065 C-S AUTHORIZING AN AMENDMENT TO THE CONTRACT BETWEEN THE CITY COUNCIL OF THE CITY OF ANTIOCH AND THE BOARD OF ADMINISTRATION OF THE CALIFORNIA PUBLIC EMPLOYEES' RETIREMENT SYSTEM (*Introduced on 04/09/13*)
- F. RESOLUTION NO. 2013/21 ADOPTING THE GROWTH MANAGEMENT COMPLIANCE CHECKLIST FOR REPORTING CALENDAR YEARS 2010 AND 2011 FOR THE SALES TAX/TRANSPORTATION INITIATIVE (MEASURE "J")
- G. APPROVE AWARD OF PROPOSAL FOR OUTSOURCING OF PRINTING AND MAILING WATER BILLS
- H. CONSIDERATION OF BIDS FOR THE TOT LOT PLAYGROUND REPLACEMENT AT CITY PARK (P.W. 205-G)
- I. ORDINANCE 2066 C-S COMMUNITY SUPERVISION PROGRAMS
- J. RESOLUTION NO. 2013/22 (RECINDING RESOLUTION NO. 2013/19) APPROVING THE REVISED CONSOLIDATED ENGINEER'S REPORT AND DECLARING INTENTION TO LEVY AND COLLECT ASSESSMENTS FOR THE HILLCREST, CITYWIDE, DOWNTOWN, ALMONDRIDGE, LONE TREE, AND EAST LONE TREE LANDSCAPE MAINTENANCE DISTRICTS, AND SETTING PUBLIC HEARING (PW 500)
- K. RESOLUTION NO. 2013/23 TO SUPPORT REGIONAL ECONOMIC DEVELOPMENT

City Attorney Nerland announced there was a supplemental staff report for Item J on the dais this evening.

On motion by Councilmember Rocha, seconded by Councilmember Tiscareno, the City Council unanimously approved the Council Consent Calendar with the exception of Item I which was removed for further discussion.

Item I – Councilmember Rocha recused herself from this Item and did not vote due to potential conflict of interest related to her employer being involved with the services to be provided to AB 109 formerly incarcerated individuals.

On motion by Councilmember Agopian, seconded by Councilmember Wilson, the Council approved Item I. The motion carried the following vote:

AYES: Harper, Wilson, Tiscareno, Agopian

RECUSED: Rocha

COUNCIL REGULAR AGENDA

3. REVENUE BALLOT MEASURE

City Manager Jakel presented the staff report and Ruth Bernstein gave a brief overhead presentation of the community survey recommending the City Council motion to receive and file the community survey (Attachment A) and provide direction to staff regarding a revenue ballot measure. Based on the community survey, it is staff's recommendation to place a one-half cent sales tax measure on the November 2013 ballot with a 10-year sunset subject to annual independent audit and a Citizens' Oversight Committee. Staff has made some suggestions regarding the composition of the Citizens' Oversight Committee as discussed later in the report and seeks direction.

In response to Council, Ms. Bernstein clarified the margin of error for the survey was 4.9. She cautioned that their experience had been, when there are multiple measures attempting to accomplish the same goal; it added a level of confusion and difficulty.

Councilmember Agopian stated he was disappointed the survey had not explored the business license tax.

Mayor Harper reported Hans Ho had submitted a ballot measure to the City. He thanked Mr. Ho and those who assisted, for their submission and concern for the community.

Terry Ramos, Antioch resident, spoke in support of a ballot measure proposal for a fee on landlords to address public safety.

Fred Hoskins, Antioch resident, stated he felt the cost of the survey was frivolous and hiring more police officers would not improve public safety. He suggested the Police Department establish a system to test citizens to allow them to protect themselves with small arms. He requested the City Council commit their stipends to cover the cost of the ballot measures.

Gil Murillo, Antioch resident, cautioned that with the potential for a transportation tax measure on the ballot, there could potentially be three competing ballot measures. He spoke in support of a business license tax for rentals and suggested the City focus on being creative in developing revenue streams for the City.

Hans Ho, Antioch resident, spoke in support of the sales tax measure and a companion business tax measure for owners of rental properties, to increase public safety.

Mayor Harper read written comment from Donna Wilson, Antioch resident, who expressed concern a survey of only 400 residents, did not fairly represent the registered voters in Antioch. She also noted she was opposed to a ballot measure to increase sales tax.

Robert Munton, Antioch resident, spoke in support of a ballot measure for a business tax on owners of rental properties.

Joseph Zamora, Antioch resident, spoke in opposition to a ballot measure for a business tax on owners of rental properties.

Donald Freitas, Antioch resident, spoke in support of a landlord rental fee as a means of providing a stable dedicated funding source and a companion sales tax measure to address public safety.

George Briggs, Antioch resident, reviewed his written requests for further details on sales tax and business tax revenues. He stated he felt the survey had not tested a sufficient number of registered voters.

Bill Cook, Antioch resident, stated based on his contact with a large sector of the community; he disagreed with the results of the survey. He noted residents had strongly suggested that they would not support a sales tax measure, unless there was a companion business tax measure for the landlords of rental properties.

City Manager Jakel provided the projected revenue for a sales tax measure and clarified there had been no discussion regarding the reauthorization of the transportation tax.

Ms. Bernstein clarified that 400 interviews was a reasonable and normal sample size for a population similar to Antioch.

Following discussion, the City Council consensus voiced their support for a one-half cent sales tax measure and a complimentary business tax measure for landlords on residential units. They discussed the importance of making the landlord rental fee ballot measure as clear and concise, as possible.

Councilmember Tiscareno stated that he supported both measures; however, he remained concern that if both were on the ballot, it would cause confusion for voters.

Further discussion regarding the revenue ballot measure resulted in Council consensus support for: a citizen oversight committee comprised of seven (7) Antioch residents; annual audit; and the budget reflecting the revenues generated.

Councilmember Agopian suggested the oversight committee include a member of the business community, labor representative, and a member of the Police Crime Prevention Commission.

On motion by Councilmember Tiscareno, seconded by Councilmember Rocha, the Council unanimously directed staff to bring back an ordinance for: (½) one-half cent sales tax over ten (10) years with a seven (7) member oversight board; annual audit; and line item in the City's annual budget shall reflect all revenues generated.

Councilmember Agopian suggested language in the business license tax measure include a freeze on other business licenses for five (5) years and a simple formula to address a reasonable cap on apartment complexes. He suggested, in the future, the City consider an ordinance to address problem businesses in Antioch.

On motion by Councilmember Agopian, seconded by Councilmember Wilson, the Council unanimously directed staff to work with the citizens regarding a business tax on residential landlords.

4. FULTON SHIPYARD BOAT RAMP

Director of Public Works Bernal presented the staff report dated May 9, 2013 recommending the City Council motion to determine if the Fulton Shipyard Boat Ramp was to be closed as recommended by the Antioch Parks and Recreation Commission.

Councilmember Rocha suggested the Fulton Shipyard Boat Ramp be placed in the Capital Improvement Projects (CIP) and Tidelands and WW funds be considered for future improvements.

In response to Councilmember Tiscareno, Director of Public Works Bernal stated he would explore whether the Water staff could be responsible for opening and closing a gate at the Ramp.

Councilmember Agopian thanked staff for the presentation. He proposed a gate, with a pass reader, to be installed to allow annual pass holders access to the secondary launch ramp facility. He suggested looking at the Capital Improvement Program (CIP) to enhance and secure the property. He also supported installing security cameras and stickers being placed on the boat trailers of the annual pass holders.

Director of Public Works Bernal reported a gate, with reader card system, would cost \$50,000 - \$60,000.

Rick Robison and Sheila White, Antioch residents, spoke in support of keeping the Fulton Shipyard Boat Ramp opened and securing it with fencing to prevent criminal activity in the area.

Marty Fernandez, Antioch resident, spoke in support of keeping Fulton Shipyard Boat Ramp opened. He urged the City Council to improve the area and noted that if it were utilized more, criminal activity would decrease.

Mayor Harper stated the boat ramp should be placed on the list of Capital Improvement Projects (CIP) and prioritized for the next fiscal year. He suggested the City determine if Tideland Funds could be utilized for improvements and work with the Antioch Police Department on crime prevention through environmental design.

Councilmember Tiscareno discussed the importance of the Antioch Police Department patrolling the area and keeping it active as a way to deter criminal activity.

On motion by Councilmember Agopian, seconded by Councilmember Rocha, the Council unanimously directed staff to leave the boat ramp open; install a gate, with acceptable reader, with main gate lock; and seek funding options.

PUBLIC COMMENTS - None

STAFF COMMUNICATIONS

City Manager Jakel announced the next City Council meeting would be held on May 28, 2013 and the Council would be adjourning to Closed Session immediately following this meeting. He announced NRG had a community improvement day and had made several improvements at the Skate Park, Water Park, and Community Center.

COUNCIL COMMUNICATIONS

Councilmember Agopian reported on his attendance at the Antioch Prayer Breakfast and the Recognition ceremony for the Antioch Police Department.

Councilmember Tiscareno reported on his attendance at the Youth Intervention Network luncheon and Red Day event. He announced Allied Waste was working with the Antioch Police Department and training employees to report criminal activities, in the community. He noted they were looking to expand the program to other businesses in the City.

Councilmember Rocha announced Jr. Giants sign-ups would begin on May 20, 2013 and the Los Medanos Community Health Care District rooftop reception would be held from 5:00 P.M. – 7:00 P.M. on May 29, 2013.

Councilmember Wilson reported on her attendance at the Women's Club luncheon and the Harlem Ambassadors Charity Basketball game.

Following discussion, City Manager Jakel stated there may be a possibility of rescheduling the July 23, 2013 meeting to accommodate Mayor Harper and Councilmember Rocha being out of town at the Transportation Conference. He stated they intended to follow up with the citizens group immediately to determine how to proceed with the business tax measure.

ADJOURNMENT

Mayor Harper adjourned the meeting at 10:22 P.M. to Closed Session.

CLOSED SESSION

- 1. CLOSED SESSION: CONFERENCE WITH LEGAL COUNSEL ANTICIPATED LITIGATION:** Initiation of litigation pursuant to California Government Code section 54956.9(d)(4): 2 potential cases

City Council returned to open session from closed session at 10:50 P.M.

City Attorney Nerland reported the City Council had been in Closed Session and gave the following report: **#1 CONFERENCE WITH LEGAL COUNSEL ANTICIPATED LITIGATION** - On the first potential case, direction was given to staff, The second potential case related to the Antioch Development Agency's 2008 loan to the Bases Loaded Restaurant. The Council sitting as Successor Agency to the Antioch Development Agency determined on a unanimous vote that Bases Loaded Restaurant had substantially complied with the Agency's 2008 Loan Agreement and no litigation would be initiated.

With no further business, Mayor Harper adjourned the meeting at 10:51 P.M. to the next regular Council meeting on May 28, 2013.

Respectfully submitted:

Kitty Eiden

KITTY EIDEN, Minutes Clerk

CITY OF ANTIOCH
 CLAIMS BY FUND REPORT
 FOR THE PERIOD OF
 MAY 9 - 22, 2013
 FUND/CHECK#

100 General Fund

Non Departmental

345140 DAHLIN GROUP INC	DESIGN SERVICES	1,280.00
345146 ECC REG FEE AND FIN AUTH	ECCRFFA-RTDIM	252,099.00
345208 UNITED STATES POSTAL SERVICE	PREPAID POSTAGE	11,000.00
345312 PLANCHON ROOFING INC	SMIP FEE REFUND	2.00

City Council

345124 BANK OF AMERICA	MEETING EXPENSE	649.76
345221 BAGEL STREET CAFE	MEETING EXPENSE	250.55
345223 BANK OF AMERICA	BUSINESS EXPENSE	67.00
345260 EDD	UNEMPLOYMENT CLAIMS	509.00

City Attorney

345155 JACKSON LEWIS LLP	LEGAL FEES	12,838.19
345261 FEDEX	SHIPPING	53.38
345287 LEXISNEXIS	ONLINE RESEARCH	76.50
345318 SHRED IT INC	SHRED SERVICE	51.32
345333 WENDEL ROSEN BLACK AND DEAN	LEGAL SERVICES	6,736.22

City Manager

202612 ANTIOCH CHAMBER OF COMMERCE	MEETING EXPENSE	80.00
202613 DS WATERS OF AMERICA	WATER	62.18
202614 COSTCO	MEETING EXPENSE	81.93
345124 BANK OF AMERICA	MEETING EXPENSE	194.29
345234 CA SHOPPING CART RETRIEVAL CORP	SHOPPING CART RETRIEVAL	264.00

City Clerk

345260 EDD	UNEMPLOYMENT CLAIMS	1,968.00
------------	---------------------	----------

City Treasurer

345150 GARDA CL WEST INC	ARMORED CAR PICK UP	211.87
--------------------------	---------------------	--------

Human Resources

345171 OFFICE MAX INC	OFFICE SUPPLIES	24.04
345223 BANK OF AMERICA	POSTAGE	74.50
345225 BANK OF AMERICA	SUPPLIES	66.00
345227 BAY AREA NEWS GROUP	LEGAL AD	111.63
345288 LIEBERT CASSIDY WHITMORE	WEBINAR	55.00
345297 MUNICIPAL POOLING AUTHORITY	PROFESSIONAL SERVICES	873.97
345308 PARS	PROFESSIONAL SERVICES	1,052.09
345313 PSYCHOLOGICAL RESOURCES INC	PREEMPLOYMENT EXAM	400.00
345318 SHRED IT INC	SHRED SERVICE	31.27

Economic Development

345223 BANK OF AMERICA	CONFERENCE DUES	200.00
345262 FITZER, MICHELLE M	PER DIEM	284.00
345298 MUNICIPAL RESOURCE GROUP LLC	CONSULTANT SERVICES	12,091.80
345302 NUNNALLY, BRIAN D	PER DIEM	284.00

Finance Accounting

345318 SHRED IT INC	SHRED SERVICE	51.32
---------------------	---------------	-------

Finance Operations

345167 NEOPOST	EQUIPMENT RENTAL	1,072.60
----------------	------------------	----------

CITY OF ANTIOCH
 CLAIMS BY FUND REPORT
 FOR THE PERIOD OF
 MAY 9 - 22, 2013
 FUND/CHECK#

345207 UNITED PARCEL SERVICE	WEEKLY PRINTER SERVICE FEE	4.00
345326 UNITED PARCEL SERVICE	WEEKLY PRINTER SERVICE FEE	13.00
Non Departmental		
202710 PROJECT AMERICA INC	BUS LIC OVERPAYMENT REFUND	5.75
202741 QUICK CHECK CASHING STORES INC	BUS LIC OVERPAYMENT REFUND	25.00
202742 MARJORIES HOUSEKEEPING SERVICE	BUS LIC PENALTY FEE REFUND	3.00
202743 HEAVEN ON EARTH HOME CARE	BUS LIC OVERPAYMENT REFUND	30.00
202744 APEX GRADING	BUS LIC PENALTY FEE REFUND	12.00
202745 SHOE STOP	BUS LIC OVERPAYMENT REFUND	25.00
345297 MUNICIPAL POOLING AUTHORITY	LIABILITY DEDUCTIBLE	8,469.98
Public Works Maintenance Administration		
202753 CITY OF ANTIOCH	EXPENSE REIMBURSEMENT	16.00
345171 OFFICE MAX INC	BUSINESS CARDS	33.79
Public Works Street Maintenance		
345142 DELTA GRINDING CO INC	EQUIPMENT RENTAL	3,200.00
345182 PSC ENVIRONMENTAL SERVICES LLC	WASTE REMOVAL	1,576.48
919536 3M AOSAFETY EYEWARE	SAFETY GLASSES-YOAKUM	293.91
919543 GRAINGER INC	SUPPLIES	66.27
919562 TELFER OIL COMPANY	SUPPLIES	2,900.00
Public Works-Signal/Street Lights		
345122 AT AND T MCI	PHONE	570.23
345135 CONTRA COSTA COUNTY	TRAFFIC SIGNAL MAINTENANCE	35,596.34
345177 PACIFIC GAS AND ELECTRIC CO	ELECTRIC	512.18
345195 STATE OF CALIFORNIA	SIGNAL MAINTENANCE	2,989.69
919559 ICR ELECTRICAL CONTRACTORS	ELECTRICAL SERVICES	3,992.70
Public Works-Striping/Signing		
345162 MANERI SIGN COMPANY	STICKERS	230.57
345171 OFFICE MAX INC	OFFICE SUPPLIES	15.23
345201 STATEWIDE SAFETY AND SIGNS INC	SUPPLIES	557.02
345317 SHERWIN WILLIAMS CO	SUPPLIES	57.41
Public Works-Facilities Maintenance		
345122 AT AND T MCI	PHONE	46.60
345160 LOWES COMPANIES INC	SUPPLIES	156.96
345169 OAKLEYS PEST CONTROL	PEST CONTROL SERVICE	225.00
345207 UNITED PARCEL SERVICE	SHIPPING	28.89
345250 DREAM RIDE ELEVATOR	ELEVATOR SERVICE	240.00
345272 HOME DEPOT, THE	SUPPLIES	267.33
345273 HONEYWELL INTERNATIONAL INC	HVAC SERVICES	13,586.13
345314 REAL PROTECTION INC	FIRE ALARM SYSTEM TEST	360.23
919544 HAMMONS SUPPLY COMPANY	SUPPLIES	45.37
Public Works-Parks Maint		
345111 ACE HARDWARE, ANTIOCH	CEMENT	47.23
345122 AT AND T MCI	PHONE	80.67
345160 LOWES COMPANIES INC	SUPPLIES	144.29
345174 ORCHARD SUPPLY HARDWARE	SUPPLIES	367.21
345177 PACIFIC GAS AND ELECTRIC CO	ELECTRIC	110.41

CITY OF ANTIOCH
 CLAIMS BY FUND REPORT
 FOR THE PERIOD OF
 MAY 9 - 22, 2013
 FUND/CHECK#

345249 DELTA FENCE CO	FENCE REPAIR	1,620.00
Public Works-Median/General Land		
345111 ACE HARDWARE, ANTIOCH	SUPPLIES	150.33
345122 AT AND T MCI	PHONE	149.66
345152 HORIZON	SUPPLIES	608.61
345176 PACIFIC COAST LANDSCAPE MGMT INC	LANDSCAPE SERVICES	5,415.00
345177 PACIFIC GAS AND ELECTRIC CO	ELECTRIC	11.14
345213 ACE HARDWARE, ANTIOCH	PVC FITTINGS	22.84
345260 EDD	UNEMPLOYMENT CLAIMS	761.00
345306 PACIFIC COAST LANDSCAPE MGMT INC	LANDSCAPE SERVICES	7,280.00
Public Works-Work Alternative		
345149 FURBER SAW INC	EQUIPMENT	1,175.00
Police Administration		
345120 ARROWHEAD 24 HOUR TOWING INC	TOWING SERVICES	132.50
345171 OFFICE MAX INC	OFFICE SUPPLIES	139.53
345215 AED SUPERSTORE	BATTERIES	1,975.00
345216 ALAMEDA COUNTY SHERIFFS OFFICE	TRAINING-JOHNSEN,E	151.00
345219 ARROWHEAD 24 HOUR TOWING INC	TOWING SERVICES	137.50
345222 BANK OF AMERICA	TRAINING	1,769.28
345226 BARNETT MEDICAL SERVICES INC	WASTE DISPOSAL	165.00
345231 BIAS, STEVE M	EXPENSE REIMBURSEMENT	64.58
345236 COMCAST	CABLE	26.31
345239 CONCORD UNIFORMS LLC	BALLISTIC VEST	2,239.95
345240 CONTRA COSTA COUNTY	RANGE USE FEES	245.00
345246 COSTCO	PHOTO PROCESSING	17.78
345255 ED JONES CO INC	BADGES	147.63
345256 EIDEN, KITTY J	MINUTES CLERK	90.00
345258 EMBASSY SUITES	LODGING-LOPEZ WK1	776.05
345259 EMBASSY SUITES	LODGING-LOPEZ WK2	776.05
345261 FEDEX	SHIPPING	29.80
345263 FUHRMANN, THOMAS J	MILEAGE REIMBURSEMENT	603.01
345268 HILTON	LODGING-MEADS WK1	453.00
345269 HILTON	LODGING-MEADS WK2	453.00
345270 HILTON	LODGING-MORTIMER WK1	453.00
345271 HILTON	LODGING-MORTIMER WK2	453.00
345277 JACKSON LEWIS LLP	PROFESSIONAL SERVICES	997.00
345281 KIRK WELDING	SWAT TURRET	3,200.00
345285 LC ACTION POLICE SUPPLY	AMMUNITION AND SUPPLIES	2,098.20
345290 LOPEZ, KATHLEEN M	PER DIEM	560.00
345294 MEADS, ROBERT P	PER DIEM	610.00
345296 MORTIMER, MICHAEL P	PER DIEM	610.00
345303 OFFICE MAX INC	OFFICE SUPPLIES	971.07
345316 SEN COMMUNICATIONS INC	HEADSET REPAIR	954.16
345318 SHRED IT INC	SHRED SERVICE	457.65
345319 SIGN A RAMA INC	BANNER	268.69
345323 TASER INTERNATIONAL	TASER	4,557.89

CITY OF ANTIOCH
 CLAIMS BY FUND REPORT
 FOR THE PERIOD OF
 MAY 9 - 22, 2013
 FUND/CHECK#

345330 VERIZON WIRELESS	AIR CARDS	76.02
919547 MOBILE MINI LLC	STORAGE CONTAINERS	351.82
919550 3M AOSAFETY EYEWARE	SAFETY GLASSES-LOWTHER	87.22
919551 A AND B CREATIVE TROPHIES	ANNUAL AWARD PLAQUES	1,958.43
919558 HUNTINGTON COURT REPORTERS INC	TRANSCRIPTION SERVICES	558.14
919560 IMAGE SALES INC	BADGE	16.01
Police Prisoner Custody		
345260 EDD	UNEMPLOYMENT CLAIMS	802.00
Police Community Policing		
202636 CITY OF ANTIOCH	EXPENSE REIMBURSEMENT	91.46
345224 BANK OF AMERICA	K9 SUPPLIES	270.40
345260 EDD	UNEMPLOYMENT CLAIMS	3,160.00
345266 HARGER, MATTHEW J	DOG ALLOWANCE	150.00
345275 HUNT AND SONS INC	FUEL	41.55
345278 JOANNIDES, JASON M	DOG ALLOWANCE	150.00
345295 MOORE K9 SERVICES	TRAINING	500.00
345303 OFFICE MAX INC	OFFICE SUPPLIES	175.61
345309 PERKINSON, JAMES A	DOG ALLOWANCE	150.00
345324 TURKOVICH, NICHOLAS	COURT APPEARANCE	95.25
345329 VALLIERE, CHRISTOPHER J	DOG ALLOWANCE	150.00
345335 WHITE, RYAN K	DOG ALLOWANCE	150.00
Police Investigations		
345138 COURT SERVICES INC	PRISONER TRANSPORTATION	250.00
345168 NEXTEL SPRINT	CELL PHONE EQUIPMENT	142.49
345222 BANK OF AMERICA	SUPPLIES	72.48
345241 CONTRA COSTA COUNTY	LAB TESTING	770.00
345242 CONTRA COSTA COUNTY	LAB TESTING	13,795.00
345248 COURT SERVICES INC	PRISONER TRANSPORTATION	500.00
345286 LEADS ONLINE LLC	RENEWAL	4,428.00
Police Communications		
345121 AT AND T MCI	PHONE	655.27
345122 AT AND T MCI	PHONE	1,180.15
345183 PERS	PAYROLL DEDUCTIONS	233.10
345246 COSTCO	SUPPLIES	28.50
345303 OFFICE MAX INC	OFFICE SUPPLIES	181.14
Office Of Emergency Management		
345122 AT AND T MCI	PHONE	307.90
Police Facilities Maintenance		
345111 ACE HARDWARE, ANTIOCH	SUPPLIES	16.37
345122 AT AND T MCI	PHONE	281.43
345160 LOWES COMPANIES INC	SUPPLIES	7.73
345168 NEXTEL SPRINT	CELL PHONE	2,488.59
345224 BANK OF AMERICA	FLOOR COVER	392.93
345250 DREAM RIDE ELEVATOR	ELEVATOR SERVICE	80.00
345273 HONEYWELL INTERNATIONAL INC	HVAC SERVICES	8,160.32
345301 NEXTEL SPRINT	CELL PHONE	2,576.73

CITY OF ANTIOCH
 CLAIMS BY FUND REPORT
 FOR THE PERIOD OF
 MAY 9 - 22, 2013
 FUND/CHECK#

345314 REAL PROTECTION INC	FIRE ALARM SYSTEM TEST	311.38
919543 GRAINGER INC	SUPPLIES	415.51
Community Development Land Planning Services		
345227 BAY AREA NEWS GROUP	LEGAL AD	1,073.34
345251 DYETT AND BHATIA	CONSULTING SERVICES	1,545.00
Community Development Neighborhood Improvement		
202667 CONTRA COSTA COUNTY	LIEN RELEASE	16.00
345171 OFFICE MAX INC	OFFICE SUPPLIES	33.79
345206 TURNAGE II, KEN	ABATEMENT SERVICES	11,555.27
345225 BANK OF AMERICA	SUPPLIES	29.95
PW Engineer Land Development		
345119 ARC IMAGING RESOURCES	PAPER	256.34
345122 AT AND T MCI	PHONE	30.64
345223 BANK OF AMERICA	ADVERTISEMENT	877.50
Community Development Building Inspection		
345171 OFFICE MAX INC	OFFICE SUPPLIES	115.60
345312 PLANCHON ROOFING INC	TECH FEE REFUND	203.59
345331 VIGIL, EUGENE	SAFETY SHOES REIMBURSEMENT	190.00
212 CDBG Fund		
CDBG		
345126 BAY AREA LEGAL AID	CDBG SERVICES	2,742.94
345227 BAY AREA NEWS GROUP	LEGAL AD	270.25
CDBG NSP		
345171 OFFICE MAX INC	OFFICE SUPPLIES	41.48
213 Gas Tax Fund		
Streets		
345163 MARK THOMAS AND CO INC	PROFESSIONAL SERVICES	12,088.00
345177 PACIFIC GAS AND ELECTRIC CO	ELECTRIC	41.02
345233 BNSF RAILWAY COMPANY INC	WILBUR AVE PROJECT FLAGGING	22,335.07
214 Animal Control Fund		
Animal Control		
345115 AMERICAN PLUMBING INC	PLUMBING SERVICES	135.00
345145 EAST HILLS VETERINARY HOSPITAL	VETERINARY SERVICES	269.70
345160 LOWES COMPANIES INC	SUPPLIES	37.09
345168 NEXTEL SPRINT	CELL PHONE	272.17
345252 EAST BAY VETERINARY EMERGENCY	VETERINARY SERVICES	191.38
345253 EAST HILLS VETERINARY HOSPITAL	VETERINARY SERVICES	420.00
345267 HILLS PET NUTRITION	ANIMAL FOOD	451.58
345282 KOEFRAN SERVICES INC	ANIMAL DISPOSAL SERVICES	3,700.00
345289 LOPEZ, ALEJANDRO	CITATION REFUND	500.00
345301 NEXTEL SPRINT	CELL PHONE	384.50
919544 HAMMONS SUPPLY COMPANY	SUPPLIES	641.47
919557 HLP INC	SOFTWARE MAINTENANCE	1,345.40
Maddie's Fund Grant		
345145 EAST HILLS VETERINARY HOSPITAL	VETERINARY SERVICES	1,120.50
345253 EAST HILLS VETERINARY HOSPITAL	VETERINARY SERVICES	711.25

Prepared by: Georgina Meek
 Finance Accounting
 5/23/2013

May 28, 2013

CITY OF ANTIOCH
 CLAIMS BY FUND REPORT
 FOR THE PERIOD OF
 MAY 9 - 22, 2013
 FUND/CHECK#

215 Civic Arts Fund

Civic Arts

345273 HONEYWELL INTERNATIONAL INC	HVAC SERVICES	271.73
345314 REAL PROTECTION INC	FIRE ALARM SYSTEM TEST	67.60

216 Park-In-Lieu Fund

Parks & Open Space

345227 BAY AREA NEWS GROUP	LEGAL AD	336.48
345237 COMMERCIAL POOL SYSTEMS INC	CONSULTING SERVICES	490.00

218 Senior Bus Fund

Senior Bus

345260 EDD	UNEMPLOYMENT CLAIMS	6,368.00
------------	---------------------	----------

219 Recreation Fund

Non Departmental

345274 HUB INTERNATIONAL OF CA INSURANCE	LIABILITY INSURANCE	205.94
345320 SORNIA, JORGE	DEPOSIT REFUND	1,000.00
345336 WOODS, SHARNECE	DEPOSIT REFUND	500.00

Recreation Admin

345273 HONEYWELL INTERNATIONAL INC	HVAC SERVICES	5,706.44
345314 REAL PROTECTION INC	FIRE ALARM SYSTEM TEST	94.64

Senior Programs

345122 AT AND T MCI	PHONE	96.59
345220 AUTOMATIC DOOR SYSTEMS INC	DOOR REPAIR	652.86
345247 COSTCO	SUPPLIES	160.54

Recreation Classes/Prog

202700 URIBE, CARRIE	CLASS REFUND	79.00
202711 GARCIA, MARIBEL	CLASS REFUND	24.00
202712 GEROGIANNI, MARIA	CLASS REFUND	24.00
202713 PELLATT, MARGARET	CLASS REFUND	9.00
345165 MUIR, ROXANNE	CONTRACTOR PAYMENT	282.39
345225 BANK OF AMERICA	SUBSCRIPTION	771.47
345247 COSTCO	SUPPLIES	12.15
345257 EL CAMPANIL THEATRE PRESERVATION	THEATRE RENTAL	500.00
345260 EDD	UNEMPLOYMENT CLAIMS	2,400.00
345283 KOVALICK, LUANNE	CONTRACTOR PAYMENT	624.84
345291 MAD SCIENCE OF MT DIABLO	CONTRACTOR PAYMENT	450.00
345292 MADSEN, MELISSA	CONTRACTOR PAYMENT	375.00
345299 MURILLO, GILBERT & DULCE	CLASS REFUND	108.00
345305 ORTIZ, CHERYL	CONTRACTOR PAYMENT	251.40
345315 SAFETY DRIVERS ED LLC	CONTRACTOR PAYMENT	354.00
345322 TAN, HARRY	CLASS REFUND	250.00

Recreation Sports Programs

345238 CONCORD SOFTBALL UMPIRES	UMPIRE FEES	2,002.00
345260 EDD	UNEMPLOYMENT CLAIMS	1,234.00
919561 LONE TREE GOLF COURSE	RECREATION CLASS FEE	472.50

Recreation Concessions

345211 US FOODSERVICE INC	SUPPLIES	588.41
---------------------------	----------	--------

CITY OF ANTIOCH
 CLAIMS BY FUND REPORT
 FOR THE PERIOD OF
 MAY 9 - 22, 2013
 FUND/CHECK#

345247 COSTCO	SUPPLIES	786.71
Recreation-New Comm Cntr		
345132 COMCAST	CONNECTION SERVICE	1,586.93
345160 LOWES COMPANIES INC	SUPPLIES	153.13
345177 PACIFIC GAS AND ELECTRIC CO	ELECTRIC	6,455.84
345225 BANK OF AMERICA	LIGHTBULBS	117.73
345228 BAY BUILDING MAINTENANCE INC	JANITORIAL SERVICE	995.00
345247 COSTCO	SUPPLIES	31.54
345260 EDD	UNEMPLOYMENT CLAIMS	3,284.00
345273 HONEYWELL INTERNATIONAL INC	HVAC SERVICE	726.19
345293 MARLIES CLEANING SERVICE	CLEANING SERVICE	342.00
345314 REAL PROTECTION INC	REPAIR MAINTENANCE	926.10
345320 SORNIA, JORGE	DEPOSIT REFUND	2,151.00
226 Solid Waste Reduction Fund		
Solid Waste Used Oil		
345114 ALLIED WASTE SERVICES	CURBSIDE OIL COLLECTION	1,643.60
345141 DELTA DIABLO SANITATION DISTRICT	HOUSEHOLD HAZARDOUS WASTE	1,029.52
Solid Waste		
345141 DELTA DIABLO SANITATION DISTRICT	HOUSEHOLD HAZARDOUS WASTE	9,990.16
345157 KETTLE CREEK CORP	BARRELLS	14,162.43
229 Pollution Elimination Fund		
Channel Maintenance Operation		
345117 ANKA BEHAVIORAL HEALTH INC	LANDSCAPE SERVICES	5,520.00
345134 CONTRA COSTA COUNTY	INSPECTION SERVICES	174.00
345171 OFFICE MAX INC	OFFICE SUPPLIES	38.79
345260 EDD	UNEMPLOYMENT CLAIMS	1,498.00
919543 GRAINGER INC	SUPPLIES	14.01
251 Lone Tree SLLMD Fund		
Lonetree Maintenance Zone 1		
345122 AT AND T MCI	PHONE	63.84
Lonetree Maintenance Zone 2		
345122 AT AND T MCI	PHONE	123.58
345175 PACHECO BROTHERS GARDENING INC	LANDSCAPE SERVICES	3,700.00
Lonetree Maintenance Zone 3		
345122 AT AND T MCI	PHONE	47.26
345175 PACHECO BROTHERS GARDENING INC	LANDSCAPE SERVICES	3,700.00
345177 PACIFIC GAS AND ELECTRIC CO	ELECTRIC	43.20
254 Hillcrest SLLMD Fund		
Hillcrest Maintenance Zone 1		
345122 AT AND T MCI	PHONE	31.92
345202 STEWARTS TREE SERVICE	TREE SERVICE	1,200.00
345321 STEWARTS TREE SERVICE	EMERGENCY TREE SERVICE	1,100.00
Hillcrest Maintenance Zone 2		
345122 AT AND T MCI	PHONE	110.47
345176 PACIFIC COAST LANDSCAPE MGMT INC	LANDSCAPE SERVICES	4,285.00
345306 PACIFIC COAST LANDSCAPE MGMT INC	LANDSCAPE SERVICES	2,420.00

CITY OF ANTIOCH
 CLAIMS BY FUND REPORT
 FOR THE PERIOD OF
 MAY 9 - 22, 2013
 FUND/CHECK#

345321 STEWARTS TREE SERVICE	EMERGENCY TREE SERVICE	1,850.00
Hillcrest Maintenance Zone 4		
345122 AT AND T MCI	PHONE	93.22
255 Park 1A Maintenance District Fund		
Park 1A Maintenance District		
345122 AT AND T MCI	PHONE	15.98
345177 PACIFIC GAS AND ELECTRIC CO	ELECTRIC	53.94
256 Citywide 2A Maintenance District Fund		
Citywide 2A Maintenance Zone 8		
919546 JOHN DEERE LANDSCAPES PACHECO	CONTROLLER INSTALLATION	910.00
Citywide 2A Maintenance Zone 9		
345122 AT AND T MCI	PHONE	63.84
257 SLLMD Administration Fund		
SLLMD Administration		
202753 CITY OF ANTIOCH	EXPENSE REIMBURSEMENT	7.00
345149 FURBER SAW INC	EQUIPMENT	1,228.16
919546 JOHN DEERE LANDSCAPES PACHECO	IRRIGATION SUPPLIES	1,571.00
259 East Lone Tree SLLMD Fund		
Zone 1-District 10		
345177 PACIFIC GAS AND ELECTRIC CO	ELECTRIC	114.33
311 Capital Improvement Fund		
Non Departmental		
345187 RISING SUN ENERGY CENTER	CYES SERVICES	10,000.00
Public Buildings & Facilities		
345161 LSA ASSOCIATES INC	PROFESSIONAL SERVICES	2,506.65
345264 GOODLAND LANDSCAPE CONSTRUCTION	TURF SOCCER FIELD	116,311.35
312 Prewett Family Park Fund		
Parks & Open Space		
345225 BANK OF AMERICA	EQUIPMENT	461.00
376 Lone Diamond Fund		
Assessment District		
345229 BENCHMARK CONSULTANTS	CONSULTING SERVICES	810.00
570 Equipment Maintenance Fund		
Non Departmental		
345153 HUNT AND SONS INC	FUEL	23,555.25
345275 HUNT AND SONS INC	FUEL	5,578.76
Equipment Maintenance		
345112 ALL STAR AUTO ELECTRIC	ALTERNATOR	291.20
345118 ANTIOCH AUTO PARTS	BRAKE FLUID	923.64
345123 BANK OF AMERICA	POWER STEERING PUMP	459.77
345127 BILL BRANDT FORD	BRAKE ROTORS	102.49
345128 CABRAL	WINDSHIELD	594.09
345129 CALIFORNIA CUSTOM COATINGS	FLOORING	13,473.80
345133 COMPRESSED AIR SUPPLY CO	COMPRESSOR PARTS	588.08
345144 EAST BAY TRUCK CENTER	TANK COVER	219.93
345160 LOWES COMPANIES INC	SUPPLIES	61.80

CITY OF ANTIOCH
 CLAIMS BY FUND REPORT
 FOR THE PERIOD OF
 MAY 9 - 22, 2013
 FUND/CHECK#

345166 MUNICIPAL MAINT EQUIPMENT INC	FILTERS	806.66
345184 PURSUIT NORTH	MICROPHONES	199.95
345188 ROYAL BRASS INC	COUPLING	71.93
345190 SCOTTOS AUTO BODY INC	AUTO BODY SHOP SERVICES	662.15
345213 ACE HARDWARE, ANTIOCH	CHAIN LINKS	26.48
345217 ANTIOCH AUTO PARTS	AUTO PARTS STOCK	95.20
345232 BILL BRANDT FORD	SUPPLIES	238.63
345235 CHUCKS BRAKE AND WHEEL SERVICE INC	MIRROR	70.80
345304 ONE 800 RADIATOR	RADIATOR	316.82
345310 PETERSON	COOLING SYSTEM PARTS	352.78
919537 A1 TRANSMISSION	REBUILT TRANSMISSION	2,394.98
919540 COAST OIL COMPANY	OIL	1,636.07
919541 ECONOMY AUTO PAINTING & BODYWORK	BODY SHOP SERVICES	827.30
573 Information Services Fund		
Information Services		
345122 AT AND T MCI	PHONE	58.78
345212 VERIZON WIRELESS	AIR CARD	35.11
345328 URENO, JOSE A	EXPENSE REIMBURSEMENT	15.00
Network Support & PCs		
345122 AT AND T MCI	PHONE	93.33
345132 COMCAST	CONNECTION SERVICE	1,030.41
345143 DIGITAL SERVICES	WEBSITE MAINTENANCE	2,665.00
Telephone System		
345122 AT AND T MCI	PHONE	2,177.74
Office Equipment Replacement		
919552 COMPUTERLAND	BACKUP TAPES	821.89
577 Post Retirement Medical-Police Fund		
Non Departmental		
345192 EMPLOYEE	PENSION PAYMENT	3,090.78
579 Post Retirement Medical-Mgmt Fund		
Non Departmental		
919556 RETIREE	REIMBURSEMENT CORRECTION	68.00
580 Loss Control Fund		
Human Resources		
345276 IEDA INC	PROFESSIONAL SERVICES	3,884.46
611 Water Fund		
Non Departmental		
345125 BAY AREA BARRICADE	SUPPLIES	2,107.62
345147 FASTENAL CO	SUPPLIES	227.98
345160 LOWES COMPANIES INC	SUPPLIES	356.21
345181 PRINCE, MAUREEN	CHECK REPLACEMENT	24.12
345194 STANLEY SECURITY SOLUTIONS INC	SUPPLIES	573.96
345254 ECS IMAGING INC	SCANNING	5,460.00
345303 OFFICE MAX INC	OFFICE SUPPLIES	1,756.08
345325 UNITED LABORATORIES	SUPPLIES	842.71
919543 GRAINGER INC	SUPPLIES	311.09

CITY OF ANTIOCH
 CLAIMS BY FUND REPORT
 FOR THE PERIOD OF
 MAY 9 - 22, 2013
 FUND/CHECK#

919544 HAMMONS SUPPLY COMPANY	SUPPLIES	98.19
Water Supervision		
202589 LONE TREE GOLF COURSE	MEETING EXPENSE	54.27
Water Production		
345111 ACE HARDWARE, ANTIOCH	SUPPLIES	436.52
345113 ALLIANT INSURANCE SERVICES	INSURANCE PREMIUM	41,615.40
345116 ANIMAL DAMAGE MANAGEMENT	PEST CONTROL	125.00
345118 ANTIOCH AUTO PARTS	SOCKET	101.97
345122 AT AND T MCI	PHONE	824.23
345148 FLOW SCIENCE INCORPORATED	PROFESSIONAL SERVICES	8,219.30
345156 KARL NEEDHAM ENTERPRISES INC	RENTAL EQUIPMENT	25,721.08
345160 LOWES COMPANIES INC	SUPPLIES	708.25
345164 MATAMOROS WELDING CO	VAULT LIDS	1,629.79
345170 OCT WATER QUALITY ACADEMY	TRAINING-CHAUDHARY	300.00
345171 OFFICE MAX INC	SUPPLIES	475.81
345173 ORATECH CONTROLS INC	SHUTTLE CONVERTER	473.99
345186 RF MACDONALD COMPANY	BOILER REPAIR	3,876.01
345191 SIEMENS INDUSTRY INC	UNIVERSAL COUPLING	14,221.10
345193 SOUTHWEST VALVE LLC	VALVE KIT	2,253.77
345194 STANLEY SECURITY SOLUTIONS INC	SUPPLIES	406.19
345199 STATE OF CALIFORNIA	DAM FEES	3,921.00
345203 TELSTAR INSTRUMENTS INC	ELECTRONIC SERVICES	1,300.80
345209 UNIVAR USA INC	CAUSTIC	12,292.09
345213 ACE HARDWARE, ANTIOCH	PIPE & FITTINGS	110.09
345243 CONTRA COSTA WATER DISTRICT	RAW WATER	319,486.84
345265 HACH CO	LAB SUPPLIES	5,664.54
345334 WESCO RECEIVABLES CORP	SUPPLIES	10,002.48
919538 AIRGAS SPECIALTY PRODUCTS	AMMONIA	1,370.20
919542 GENERAL CHEMICAL CORP	ALUM	17,227.81
919553 EUROFINS EATON ANALYTICAL INC	TESTING AND ANALYSIS	2,100.00
919554 GENERAL CHEMICAL CORP	ALUM	26,041.17
919555 GRAINGER INC	CLAMP HOLDER	285.87
Water Distribution		
202753 CITY OF ANTIOCH	EXPENSE REIMBURSEMENT	25.89
202754 STAPLES	FLASH DRIVE	10.84
345122 AT AND T MCI	PHONE	15.96
345141 DELTA DIABLO SANITATION DISTRICT	HOUSEHOLD HAZARDOUS WASTE	9,990.16
345147 FASTENAL CO	SUPPLIES	18.11
345160 LOWES COMPANIES INC	TOOLS	81.76
345171 OFFICE MAX INC	OFFICE SUPPLIES	259.26
345185 RED WING SHOE STORE	SAFETY SHOES-HICKS	215.93
345188 ROYAL BRASS INC	HOSE MATERIAL	488.54
345214 ACME SECURITY SYSTEMS	INSTALLATION OF CARD READER	59.46
345260 EDD	UNEMPLOYMENT CLAIMS	164.00
345311 PINPOINT PRODUCTS INC	TOOL	518.68
345327 UNITED STATES POSTAL SERVICE	POSTAGE	5,000.00

Prepared by: Georgina Meek
 Finance Accounting
 5/23/2013

May 28, 2013

CITY OF ANTIOCH
 CLAIMS BY FUND REPORT
 FOR THE PERIOD OF
 MAY 9 - 22, 2013
 FUND/CHECK#

919543 GRAINGER INC	SUPPLIES	106.25
Water Meter Reading		
345207 UNITED PARCEL SERVICE	SHIPPING	82.47
919539 BADGER METER INC	ANNUAL SERVICE AGREEMENT	3,474.96
Public Buildings & Facilities		
345139 CSI SERVICES INC	INSPECTION SERVICES	3,590.00
345177 PACIFIC GAS AND ELECTRIC CO	ELECTRIC	60.61
345307 PAKPOUR CONSULTING GROUP INC	PROFESSIONAL SERVICES	2,272.31
Warehouse & Central Stores		
345160 LOWES COMPANIES INC	SUPPLIES	12.67
345207 UNITED PARCEL SERVICE	WEEKLY PRINTER SERVICE FEE	4.00
345245 COSTCO	MEMBERSHIP RENEWAL	110.00
345326 UNITED PARCEL SERVICE	WEEKLY PRINTER SERVICE FEE	13.00
621 Sewer Fund		
Sewer-Wastewater Collection		
202753 CITY OF ANTIOCH	EXPENSE REIMBURSEMENT	20.00
345111 ACE HARDWARE, ANTIOCH	SUPPLIES	17.10
345122 AT AND T MCI	PHONE	62.93
345123 BANK OF AMERICA	NOZZLES	505.17
345130 CHALK, BRANDON S	RENEWAL REIMBURSEMENT	85.00
345141 DELTA DIABLO SANITATION DISTRICT	HAZARDOUS WASTE COLLECTION	9,990.16
345147 FASTENAL CO	SUPPLIES	198.62
345171 OFFICE MAX INC	OFFICE SUPPLIES	75.93
345179 PENINSULA PUMP AND EQUIPMENT INC	BRACKET	291.42
345207 UNITED PARCEL SERVICE	SHIPPING	17.44
345214 ACME SECURITY SYSTEMS	INSTALLATION OF CARD READER	59.75
345284 KRAMER WEISE	PROFESSIONAL SERVICES	7,998.00
345327 UNITED STATES POSTAL SERVICE	POSTAGE	5,000.00
345332 WECO INDUSTRIES INC	SUPPLIES	1,532.91
919543 GRAINGER INC	SUPPLIES	288.79
919545 ICR ELECTRICAL CONTRACTORS	ELECTRICAL SERVICES	624.42
919552 COMPUTERLAND	SOFTWARE	245.00
631 Marina Fund		
Non Departmental		
345244 CORNS, STUART	BERTH DEPOSIT REFUND	232.00
345280 KEMP, URIS	BERTH DEPOSIT REFUND	261.00
345300 NANCE, BYRON	BERTH DEPOSIT REFUND	184.00
Marina Administration		
345122 AT AND T MCI	PHONE	74.69
345314 REAL PROTECTION INC	FIRE ALARM SYSTEM TEST	65.62
Major Projects		
345261 FEDEX	SHIPPING	29.80
641 Prewett Water Park Fund		
Non Departmental		
345230 BERDIAGO, JANEL	DEPOSIT REFUND	500.00
345274 HUB INTERNATIONAL OF CA INSURANCE	LIABILITY INSURANCE	423.96

CITY OF ANTIOCH
 CLAIMS BY FUND REPORT
 FOR THE PERIOD OF
 MAY 9 - 22, 2013
 FUND/CHECK#

Recreation Water Park

202668	FERGUSON ENTERPRISES INC	PARTS	44.89
345115	AMERICAN PLUMBING INC	PLUMBING SUPPLIES	1,025.57
345122	AT AND T MCI	PHONE	46.10
345131	COLE SUPPLY CO INC	SUPPLIES	200.06
345154	INTERSTATE GRAPHICS OF MORRISTOWN	BROCHURES	1,964.00
345158	LINCOLN EQUIPMENT INC	SIGNS	169.50
345160	LOWES COMPANIES INC	SUPPLIES	1,384.21
345189	ROYAL WHOLESALE ELECTRIC	SUPPLIES	406.98
345218	ANTIOCH CHARTER ACADEMY	EVENT CANCELLATION	1,273.00
345225	BANK OF AMERICA	TRAINING	2,050.00
345237	COMMERCIAL POOL SYSTEMS INC	MAINTENANCE	473.01
345260	EDD	UNEMPLOYMENT CLAIMS	2,375.00
345279	KELLY MOORE PAINT CO	PAINT	569.54
345303	OFFICE MAX INC	OFFICE SUPPLIES	162.91
345314	REAL PROTECTION INC	FIRE ALARM SYSTEM TEST	196.87
919555	GRAINGER INC	SUPPLIES	307.93

Rec Prewett Concessions

345122	AT AND T MCI	PHONE	46.29
345293	MARLIES CLEANING SERVICE	CLEANING SERVICE	95.00

721 Employee Benefits Fund

Non Departmental

345136	CONTRA COSTA COUNTY	PAYROLL DEDUCTIONS	50.00
345137	CONTRA COSTA COUNTY	PAYROLL DEDUCTIONS	400.00
345172	OPERATING ENGINEERS LOCAL NO 3	PAYROLL DEDUCTIONS	1,221.58
345178	PARS	PAYROLL DEDUCTIONS	3,192.19
345180	PERS LONG TERM CARE	PAYROLL DEDUCTIONS	97.27
345183	PERS	PAYROLL DEDUCTIONS	280,235.61
345196	STATE OF CALIFORNIA	PAYROLL DEDUCTIONS	197.00
345197	STATE OF CALIFORNIA	PAYROLL DEDUCTIONS	200.00
345198	STATE OF CALIFORNIA	PAYROLL DEDUCTIONS	214.00
345200	STATE OF FLORIDA DISBURSE UNIT	PAYROLL DEDUCTIONS	150.00
345204	TEXAS CHILD SUPPORT DISBURSE UNIT	PAYROLL DEDUCTIONS	422.77
345205	RECIPIENT	PAYROLL DEDUCTIONS	112.15
345210	US DEPT OF EDUCATION	PAYROLL DEDUCTIONS	296.82
919548	NATIONWIDE RETIREMENT SOLUTIONS	PAYROLL DEDUCTIONS	19,666.02
919549	VANTAGEPOINT TRANSFER AGENTS	PAYROLL DEDUCTIONS	1,334.13



STAFF REPORT TO THE CITY COUNCIL
FOR CONSIDERATION AT THE COUNCIL MEETING OF MAY 28, 2013

SUBMITTED BY: Donna Conley, City Treasurer *DC*

DATE: May 22, 2013

SUBJECT: Treasurer's Report – APRIL 2013

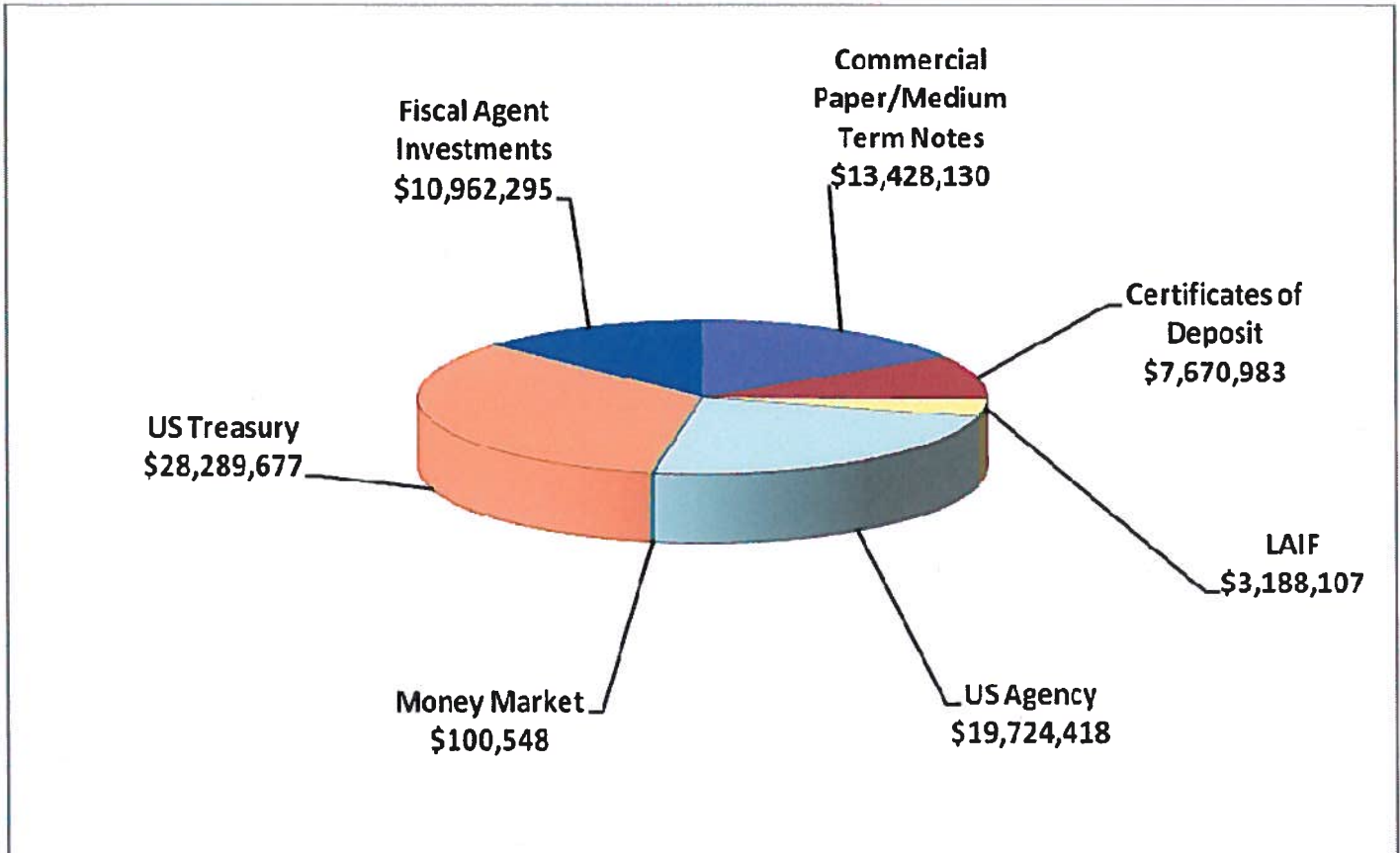
RECOMMENDATION: Review and file.

C

5-28-2013


**CITY OF ANTIOCH
SUMMARY REPORT ON THE CITY'S INVESTMENTS**

APRIL 30, 2013



Total of City and Fiscal Agent Investments = \$83,364,158

All City investments are shown above and conform to the City Investment Policy. All investment transactions during this period are included in this report. As Treasurer of the City of Antioch and Finance Director of the City of Antioch, we hereby certify that sufficient investment liquidity and anticipated revenue are available to meet the next six (6) months' estimated expenditures.


Donna Conley
Treasurer


Dawn Merchant
Finance Director

**Summary of Fiscal Agent Balances by
Debt Issue**

	<u>Amount</u>
Antioch Public Financing Authority 2003 Water Revenue Bonds	1,372,589
Antioch Public Financing Authority 2002 Lease Revenue Bonds	285,528
Antioch Public Financing Authority 1998 Reassessment Revenue Bonds	8,642,572
Antioch Development Agency 2009 Tax Allocation Bonds	146,041
Antioch Development Agency 2000 Tax Allocation Bonds	83,028
ABAG Lease Revenue Bonds	<u>432,536</u>
	<u><u>\$10,962,295</u></u>



CITY OF ANTIOCH, CA - 04380500

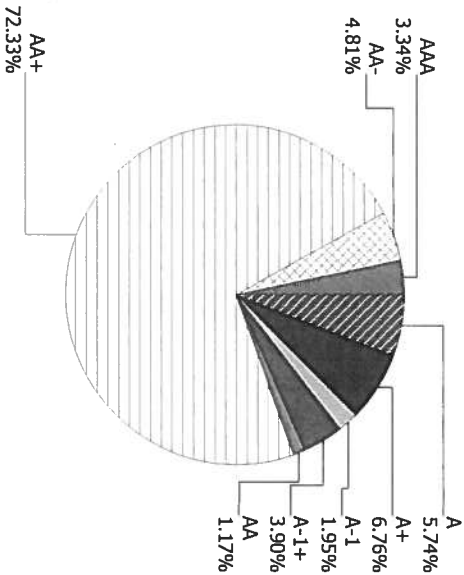
Managed Account Issuer Summary

For the Month Ending April 30, 2013

Issuer Summary

Issuer	Market Value of Holdings	Percent
APPLE INC	638,841.60	0.92
BANK OF NEW YORK	1,447,470.68	2.09
BANK OF NOVA SCOTIA	1,349,752.95	1.95
BERKSHIRE HATHAWAY INC	857,077.10	1.24
CA ST DEPT OF WATER REV BONDS	501,535.00	0.73
CATERPILLAR INC	253,186.75	0.37
DEERE & COMPANY	454,229.10	0.66
FANNIE MAE	7,845,182.69	11.34
FEDERAL HOME LOAN BANKS	3,031,320.00	4.38
FREDDIE MAC	7,064,938.22	10.21
GENERAL ELECTRIC CO	2,220,707.62	3.21
IBM CORP	1,128,880.37	1.63
JOHNSON & JOHNSON	1,009,683.00	1.46
JP MORGAN CHASE & CO	2,711,270.88	3.92
MET WATER DISTRICT OF SOUTHERN CA	801,154.50	1.16
PROCTER & GAMBLE CO	502,489.00	0.73
RABOBANK NEDERLAND	1,693,327.50	2.45
SKANDINAVISKA ENSKILDA BANKEN SA	1,702,720.00	2.46
STANDARD CHARTERED BANK	999,830.00	1.45
STATE OF CALIFORNIA	554,020.50	0.80
SVENSKA HANDELSBANKEN	1,699,505.30	2.46
UNITED STATES TREASURY	28,365,063.27	41.00
WAL-MART STORES INC	810,882.27	1.17
WELLS FARGO & COMPANY	1,526,305.50	2.21
Total	\$69,169,373.80	100.00%

Credit Quality (S&P Ratings)



PFM Asset Management LLC



CITY OF ANTIPOCH, CA - 04380500

Managed Account Detail of Securities Held

For the Month Ending April 30, 2013

Security Type/Description	Dated Date/Coupon/Maturity	CUSIP	Par	S&P Rating	Moody's Rating	Trade Date	Settle Date	Original Cost	YTM at Cost	Accrued Interest	Amortized Cost	Market Value
US TREASURY NOTES	DTD 03/31/2009 1.750% 03/31/2014	912828KJ8	275,000.00	AA+	Aaa	10/27/11	10/31/11	283,991.21	0.39	407.62	278,417.10	279,049.93
US TREASURY NOTES	DTD 05/16/2011 1.000% 05/15/2014	912828QM5	3,750,000.00	AA+	Aaa	03/27/12	03/29/12	3,799,511.72	0.38	17,299.72	3,774,204.34	3,783,105.00
US TREASURY NOTES	DTD 07/15/2011 0.625% 07/15/2014	912828OU7	575,000.00	AA+	Aaa	11/02/11	11/07/11	579,492.19	0.33	1,052.31	577,022.78	578,189.45
US TREASURY NOTES	DTD 07/15/2011 0.625% 07/15/2014	912828OU7	2,825,000.00	AA+	Aaa	06/20/12	06/21/12	2,841,552.73	0.34	5,170.06	2,834,685.99	2,840,669.92
US TREASURY N/B	DTD 07/31/2012 0.125% 07/31/2014	912828TF7	250,000.00	AA+	Aaa	10/23/12	10/26/12	249,287.11	0.29	77.69	249,493.84	249,882.75
US TREASURY NOTES	DTD 09/15/2011 0.250% 09/15/2014	912828RG7	1,150,000.00	AA+	Aaa	10/12/11	10/14/11	1,140,701.17	0.53	367.19	1,145,613.05	1,151,078.70
US TREASURY NOTES	DTD 12/15/2011 0.250% 12/15/2014	912828RV4	1,200,000.00	AA+	Aaa	01/05/12	01/06/12	1,195,312.50	0.38	1,129.12	1,197,404.90	1,200,984.00
US TREASURY NOTES	DTD 02/15/2012 0.250% 02/15/2015	912828SE1	1,500,000.00	AA+	Aaa	02/22/12	02/27/12	1,492,207.03	0.43	776.93	1,495,279.77	1,501,113.00
US TREASURY NOTES	DTD 03/01/2010 2.375% 02/28/2015	912828MR8	1,500,000.00	AA+	Aaa	06/20/12	06/21/12	1,578,457.03	0.42	6,002.04	1,553,456.15	1,559,179.50
US TREASURY NOTES	DTD 03/01/2010 2.375% 02/28/2015	912828MR8	2,500,000.00	AA+	Aaa	04/30/12	05/01/12	2,639,453.13	0.39	10,003.40	2,590,378.25	2,598,632.50
US TREASURY NOTES	DTD 03/15/2012 0.375% 03/15/2015	912828SK7	170,000.00	AA+	Aaa	03/13/12	03/15/12	169,428.91	0.49	81.42	169,642.63	170,517.97
US TREASURY NOTES	DTD 03/15/2012 0.375% 03/15/2015	912828SK7	825,000.00	AA+	Aaa	06/27/12	06/28/12	824,355.47	0.40	395.13	824,555.00	827,513.67
US TREASURY NOTES	DTD 08/02/2010 1.750% 07/31/2015	912828NP1	325,000.00	AA+	Aaa	10/23/12	10/26/12	337,098.63	0.39	1,414.02	334,866.22	335,968.75
US TREASURY NOTES	DTD 08/02/2010 1.750% 07/31/2015	912828NP1	465,000.00	AA+	Aaa	08/22/12	08/23/12	483,418.36	0.39	2,023.14	479,134.88	480,693.75



PFM Asset Management LLC



CITY OF ANTIOCH, CA - 04380500

Managed Account Detail of Securities Held

For the Month Ending April 30, 2013

Security Type/Description	Dated Date/Coupon/Maturity	CUSIP	S&P Rating	Moody's Rating	Trade Date	Settle Date	Original Cost	YTM at Cost	Accrued Interest	Amortized Cost	Market Value
US TREASURY NOTES	DTD 08/02/2010 1.750% 07/31/2015	912828NP1	AA+	Aaa	09/06/12	09/10/12	3,772,832.03	0.33	15,771.75	3,740,340.43	3,747,343.75
US TREASURY NOTES	DTD 11/30/2010 1.375% 11/30/2015	912828PJ3	AA+	Aaa	11/29/12	12/05/12	2,627,595.70	0.35	14,641.48	2,617,148.16	2,621,718.75
US TREASURY NOTES	DTD 11/30/2010 1.375% 11/30/2015	912828PJ3	AA+	Aaa	11/01/12	11/05/12	2,815,981.64	0.40	15,703.71	2,803,224.25	2,811,921.88
US TREASURY N/B	DTD 05/02/2011 2.0000% 04/30/2016	912828OF0	AA+	Aaa	03/27/13	03/28/13	1,627,136.72	0.38	84.24	1,624,809.43	1,627,500.00
Security Type Sub-Total							22,770,000.00	0.38	92,400.97	28,289,677.17	28,365,063.27

Municipal Bond / Note	Security Type Sub-Total	Par	Rating	Trade Date	Settle Date	Original Cost	YTM at Cost	Accrued Interest	Amortized Cost	Market Value
METRO WTR DIST AUTH, CA TXBL REV BONDS	DTD 06/28/2012 0.616% 07/01/2014	59266THP9	AAA	06/21/12	06/28/12	575,000.00	0.62	1,180.67	575,000.00	575,529.00
METRO WTR DIST AUTH, CA TXBL REV BONDS	DTD 06/28/2012 0.943% 07/01/2015	59266THO7	AAA	06/21/12	06/28/12	225,000.00	0.94	707.25	225,000.00	225,625.50
CA ST DEPT OF WATER TXBL REV BONDS	DTD 09/27/2012 0.650% 12/01/2015	13066KX87	AAA	09/19/12	09/27/12	500,000.00	0.65	1,354.17	500,000.00	501,535.00
CA ST TXBL GO BONDS	DTD 03/27/2013 1.050% 02/01/2016	13063BN73	A	03/13/13	03/27/13	550,000.00	0.93	545.42	551,797.64	554,020.50
Security Type Sub-Total						1,850,000.00	0.76	3,787.51	1,851,797.64	1,856,710.00

Federal Agency Bond / Note	Security Type Sub-Total	Par	Rating	Trade Date	Settle Date	Original Cost	YTM at Cost	Accrued Interest	Amortized Cost	Market Value
FNMA NOTES	DTD 07/18/2011 0.875% 08/28/2014	3135GDBY8	AA+	09/29/11	09/30/11	575,000.00	0.66	852.52	576,546.16	580,138.20
FHLMC NOTES	DTD 08/12/2011 0.500% 09/19/2014	3134G2VJ5	AA+	09/20/11	09/21/11	1,600,000.00	0.55	933.33	1,599,008.88	1,606,652.80
Security Type Sub-Total						1,850,000.00	0.76	3,787.51	1,851,797.64	1,856,710.00



PFM Asset Management LLC



CITY OF ANTIOCH, CA - 04380500

Managed Account Detail of Securities Held

For the Month Ending April 30, 2013

Security Type/Description	Dated Date/Coupon/Maturity	CUSIP	S&P Par Rating	Moody's Rating	Trade Date	Settle Date	Original Cost	YTM at Cost	Accrued Interest	Amortized Cost	Market Value
FREDDIE MAC GLOBAL NOTES	DTD 08/05/2011 0.750% 09/22/2014	3134G2WG3	AA+	Aaa	09/28/11	09/30/11	911,820.00	0.68	739.38	910,855.20	916,956.95
FREDDIE MAC GLOBAL NOTES	DTD 08/05/2011 0.750% 09/22/2014	3134G2WG3	AA+	Aaa	08/30/11	08/31/11	2,462,838.00	0.58	1,990.63	2,455,868.93	2,468,730.25
FHLB NOTES	DTD 11/08/2010 0.875% 12/12/2014	313371PC4	AA+	Aaa	01/19/12	01/19/12	3,028,170.00	0.55	10,135.42	3,015,747.57	3,031,320.00
FANNIE MAE GLOBAL NOTES	DTD 04/19/2012 0.500% 05/27/2015	3135G0KM4	AA+	Aaa	04/17/12	04/19/12	1,376,011.80	0.59	2,951.67	1,377,330.22	1,385,936.76
FNMA NOTES (CALLABLE)	DTD 08/07/2012 0.500% 08/07/2015	3135G0NG4	AA+	Aaa	08/02/12	08/07/12	3,399,660.00	0.50	3,966.67	3,399,742.65	3,401,941.40
FREDDIE MAC GLOBAL NOTES	DTD 07/11/2012 0.500% 08/28/2015	3134G3ZA1	AA+	Aaa	07/30/12	07/31/12	1,827,129.78	0.46	1,546.18	1,826,615.16	1,831,933.18
FANNIE MAE GLOBAL NOTES	DTD 11/16/2012 0.375% 12/21/2015	3135G0SB0	AA+	Aaa	11/14/12	11/16/12	1,671,097.25	0.45	2,268.23	1,671,671.04	1,675,159.13
FANNIE MAE GLOBAL NOTES	DTD 02/15/2013 0.500% 03/30/2016	3135G0VA8	AA+	Aaa	02/14/13	02/15/13	799,088.00	0.54	344.44	799,148.69	802,007.20
FREDDIE MAC GLOBAL NOTES	DTD 03/07/2013 0.500% 05/13/2016	3137EAD09	AA+	Aaa	03/06/13	03/07/13	239,985.60	0.50	180.00	239,986.14	240,665.04
Security Type Sub-Total							17,855,000.00	0.54	25,908.47	17,872,620.64	17,941,440.91
Corporate Note											
WAL MART STORES INC. CORP NOTES	DTD 04/18/2011 1.625% 04/15/2014	931142DA8	AA	Aa2	04/11/11	04/18/11	403,906.50	1.72	292.50	404,644.62	410,043.87
IBM CORP GLOBAL NOTES	DTD 05/12/2011 1.250% 05/12/2014	459200GW5	AA-	Aa3	05/09/11	05/12/11	814,233.90	1.28	4,782.47	814,733.54	823,245.36
JOHNSON & JOHNSON GLOBAL NOTE	DTD 05/20/2011 1.200% 05/15/2014	478160AX2	AAA	Aaa	05/17/11	05/20/11	998,830.00	1.24	5,533.33	999,587.91	1,009,683.00
JP MORGAN CHASE & CO NOTES	DTD 05/18/2009 4.650% 06/01/2014	46625HHN3	A	A2	12/19/11	12/22/11	1,062,853.30	2.43	19,568.75	1,033,832.70	1,054,533.93



PFM Asset Management LLC



CITY OF ANTIPOCH, CA - 04380500

Managed Account Detail of Securities Held

For the Month Ending April 30, 2013

Security Type/Description	Dated Date/Coupon/Maturity	CUSIP	Par	S&P Rating	Moody's Rating	Trade Date	Settle Date	Original Cost	YTM at Cost	Accrued Interest	Amortized Cost	Market Value
Corporate Note												
PROCTER & GAMBLE CO CORP NOTES DTD 08/15/2011 0.7000% 08/15/2014		742718DU0	500,000.00	AA-	Aa3	08/10/11	08/15/11	497,945.00	0.84	738.89	499,110.96	502,489.00
BERKSHIRE HATHAWAY INC (FLOATING) NOTES DTD 08/15/2011 0.9900% 08/15/2014		084670BA5	850,000.00	AA+	Aa2	08/10/11	08/15/11	850,000.00	0.98	1,753.30	850,000.00	857,077.10
GENERAL ELEC CAP CORP GLOBAL NOTES DTD 01/09/2012 2.1500% 01/09/2015		36962G5M2	1,050,000.00	AA+	A1	05/23/12	05/29/12	1,061,434.50	1.72	7,023.33	1,057,457.52	1,077,017.55
GENERAL ELEC CAP CORP GLOBAL NOTES DTD 01/09/2012 2.1500% 01/09/2015		36962G5M2	1,115,000.00	AA+	A1	01/04/12	01/09/12	1,113,840.40	2.19	7,458.11	1,114,338.15	1,143,690.07
IBM CORP GLOBAL NOTES DTD 02/06/2012 0.5500% 02/06/2015		459200HB0	305,000.00	AA-	Aa3	02/01/12	02/06/12	303,508.55	0.72	396.08	304,119.33	305,635.01
BANK OF NEW YORK MELLON (CALLABLE) NOTES DTD 02/21/2012 1.2000% 02/20/2015		06406HC1	375,000.00	A+	Aa3	02/13/12	02/21/12	374,658.75	1.23	887.50	374,793.26	379,467.38
CATERPILLAR FIN CORP NOTES DTD 05/30/2012 1.1000% 05/29/2015		14912L5D9	250,000.00	A	A2	05/22/12	05/30/12	249,920.00	1.11	1,161.11	249,944.25	253,186.75
JOHN DEERE CAPITAL CORP GLOBAL NOTES DTD 06/29/2012 0.9500% 06/29/2015		24422ERS0	450,000.00	A	A2	06/26/12	06/29/12	449,878.50	0.96	1,448.75	449,912.13	454,229.10
WELLS FARGO & COMPANY DTD 06/27/2012 1.5000% 07/01/2015		94974BFE5	750,000.00	A+	A2	03/26/13	03/28/13	762,978.08	0.73	3,750.00	762,455.90	763,152.75
WELLS FARGO & COMPANY DTD 06/27/2012 1.5000% 07/01/2015		94974BFE5	750,000.00	A+	A2	03/27/13	03/28/13	762,757.50	0.74	3,750.00	762,244.30	763,152.75
JPMORGAN CHASE & CO GLOBAL NOTES DTD 10/18/2012 1.1000% 10/15/2015		46623ER1	1,650,000.00	A	A2	10/15/12	10/18/12	1,649,323.50	1.11	806.67	1,649,442.76	1,656,736.95
BANK OF NEW YORK MELLON (CALLABLE) DTD 10/25/2012 0.7000% 10/23/2015		06406HCD9	425,000.00	A+	Aa3	10/18/12	10/25/12	424,562.25	0.73	66.11	424,637.08	426,198.50
BANK OF NEW YORK MELLON (CALLABLE) DTD 10/25/2012 0.7000% 10/23/2015		06406HCD9	640,000.00	A+	Aa3	12/17/12	12/20/12	638,067.20	0.81	99.56	638,313.06	641,804.80



PFM Asset Management LLC



Managed Account Detail of Securities Held

For the Month Ending April 30, 2013

CITY OF ANTIOCH, CA - 04380500

Security Type/Description	Dated Date/Coupon/Maturity	CUSIP	Par	S&P Rating	Moody's Rating	Trade Date	Settle Date	Original Cost	YTM at Cost	Accrued Interest	Amortized Cost	Market Value
Corporate Note												
WAL-MART STORES INC GLOBAL NOTES	04/11/2013 0.6000%	931142DE0	400,000.00	AA	Aa2	04/04/13	04/11/13	399,716.00	0.62	133.33	399,721.22	400,838.40
APPLE INC GLOBAL NOTES	05/03/2013 0.4500%	037833AH3	640,000.00	AA+	Aa1	04/30/13	05/03/13	638,841.60	0.51	0.00	638,841.60	638,841.60
Security Type Sub-Total			13,380,000.00					13,457,255.53	1.25	59,649.79	13,428,130.29	13,561,023.87
Certificate of Deposit												
STANDARD CHARTERED BK NY LT CD (FLOAT)	03/18/2013 0.3600%	85325BV50	1,000,000.00	A-1+	P-1	03/18/13	03/18/13	1,000,000.00	0.37	130.07	1,000,000.00	999,830.00
SVENSKA HANDELSBANKEN NY FLOATING LT CD	04/05/2013 0.4610%	86958CVF8	1,700,000.00	A-1+	P-1	04/03/13	04/05/13	1,699,741.11	0.48	566.13	1,699,758.67	1,699,505.30
BANK OF NOVA SCOTIA HOUS CERT DEPOS (FLT)	03/06/2013 0.5500%	06417PPL8	1,350,000.00	A-1	P-1	03/04/13	03/06/13	1,350,000.00	0.59	1,155.00	1,350,000.00	1,349,752.95
SKANDINAVISKA ENSKILDA NY CERT DEPOS/FLT	04/16/2013 0.6520%	83051HJH0	1,700,000.00	A+	A1	04/11/13	04/16/13	1,700,000.00	0.66	461.90	1,700,000.00	1,702,720.00
RABOBANK NEDERLAND NV NY CD	04/29/2013 0.6000%	21684BEP5	1,700,000.00	AA-	Aa2	04/25/13	04/29/13	1,700,000.00	0.61	56.67	1,700,000.00	1,693,327.50
Security Type Sub-Total			7,450,000.00					7,449,741.11	0.55	2,369.77	7,449,758.67	7,445,135.75
Managed Account Sub-Total			68,305,000.00					69,108,921.03	0.62	184,116.51	68,891,984.41	69,169,373.80
Securities Sub-Total			\$68,305,000.00					\$69,108,921.03	0.62%	\$184,116.51	\$68,891,984.41	\$69,169,373.80
Accrued Interest												\$184,116.51
Total Investments												\$69,353,490.31



PFM Asset Management LLC



CITY OF ANTIOCH, CA - 04380500

Managed Account Security Transactions & Interest

For the Month Ending April 30, 2013

Transaction Type	Trade	Settle	Security Description	CUSIP	Par	Principal	Accrued Interest	Total	Realized G/L	Realized G/L	Sale Method
BUY											
	04/03/13	04/05/13	SVENSKA HANDELSBANKEN NY FLOATING LT CD	86958CVF8	1,700,000.00	(1,699,741.11)	0.00	(1,699,741.11)			
	04/04/13	04/11/13	WAL-MART STORES INC GLOBAL NOTES	931142DE0	400,000.00	(399,716.00)	0.00	(399,716.00)			
	04/11/13	04/16/13	SKANDINAVISKA ENSKILDA NY CERT DEPOS/FLT	83051HJH0	1,700,000.00	(1,700,000.00)	0.00	(1,700,000.00)			
	04/25/13	04/29/13	RABOBANK NEDERLAND NV NY CD	21684BEP5	1,700,000.00	(1,700,000.00)	0.00	(1,700,000.00)			
	04/30/13	05/03/13	APPLE INC GLOBAL NOTES	037833AH3	640,000.00	(638,841.60)	0.00	(638,841.60)			
			DTD 05/03/2013 0.4500%								
			05/03/2016								
Transaction Type Sub-Total					6,140,000.00	(6,138,298.71)	0.00	(6,138,298.71)			
INTEREST											
	04/01/13	04/01/13	MONEY MARKET FUND	MONEY0002	0.00	0.00	0.85	0.85			
	04/15/13	04/15/13	WAL MART STORES INC. CORP NOTES	931142DA8	405,000.00	0.00	3,290.63	3,290.63			
	04/15/13	04/15/13	JPMORGAN CHASE & CO GLOBAL NOTES	46623EJR1	1,650,000.00	0.00	8,923.75	8,923.75			
	04/18/13	04/18/13	STANDARD CHARTERED BK NY LT CD (FLOAT)	85325BV50	1,000,000.00	0.00	312.76	312.76			
	04/23/13	04/23/13	BANK OF NEW YORK MELLON (CALLABLE)	06406HCD9	425,000.00	0.00	1,470.97	1,470.97			
	04/23/13	04/23/13	BANK OF NEW YORK MELLON (CALLABLE)	06406HCD9	640,000.00	0.00	2,215.11	2,215.11			
	04/30/13	04/30/13	US TREASURY N/B	9128280F0	1,550,000.00	0.00	15,500.00	15,500.00			
			DTD 05/02/2011 2.0000% 04/30/2016								



PFM Asset Management LLC



CITY OF ANTIPOCH, CA - 04380500

Managed Account Security Transactions & Interest

For the Month Ending April 30, 2013

Transaction Type	Trade	Settle	Security Description	CUSIP	Par	Principal Proceeds	Accrued Interest	Total	Realized G/L Cost	Realized G/L Amort Cost	Sale Method
SELL											
Transaction Type Sub-Total					5,670,000.00	0.00	31,714.07	31,714.07			
04/03/13	04/05/13		US TREASURY NOTES	912828KF6	375,000.00	380,800.78	687.84	381,488.62	(5,200.20)	375.21	SPEC LOT
			DTD 03/02/2009 1.875% 02/28/2014								
04/03/13	04/05/13		WESTPAC BANKING CORP NY (FLOAT)	96121TLT3	1,300,000.00	1,310,432.50	2,242.68	1,312,675.18	10,432.50	10,432.50	SPEC LOT
			CD								
			DTD 02/16/2012 1.242% 02/14/2014								
04/04/13	04/11/13		US TREASURY N/B	912828OF0	375,000.00	393,793.95	3,356.35	397,150.30	131.84	363.78	SPEC LOT
			DTD 05/02/2011 2.000% 04/30/2016								
04/11/13	04/16/13		US TREASURY NOTES	912828KF6	625,000.00	634,399.41	1,496.69	635,896.10	(8,935.55)	656.18	SPEC LOT
			DTD 03/02/2009 1.875% 02/28/2014								
04/11/13	04/16/13		US TREASURY NOTES	912828KJ8	1,075,000.00	1,091,376.95	822.40	1,092,199.35	(18,770.51)	2,421.73	SPEC LOT
			DTD 03/31/2009 1.750% 03/31/2014								
04/25/13	04/29/13		US TREASURY NOTES	912828KJ8	1,650,000.00	1,674,492.19	2,287.91	1,676,780.10	(29,455.08)	3,867.32	SPEC LOT
			DTD 03/31/2009 1.750% 03/31/2014								
Transaction Type Sub-Total					5,400,000.00	5,485,295.78	10,893.87	5,496,189.65	(51,797.00)	18,116.72	
Managed Account Sub-Total					(653,002.93)	42,607.94	(610,394.99)	(51,797.00)	18,116.72		
Total Security Transactions					(653,002.93)	\$42,607.94	(610,394.99)	(\$51,797.00)	\$18,116.72		

Bolded items are forward settling trades.



PFM Asset Management LLC

**STAFF REPORT TO THE CITY COUNCIL
FOR CONSIDERATION AT THE COUNCIL MEETING OF MAY 28, 2013**

From: Dawn Merchant, Finance Director

Date: Posting Date – May 8, 2013

Subject: Resolution Establishing the Appropriations Limit For The 2013-2014 Fiscal Year

Recommendation

Recommend adopting the resolution establishing the appropriations limit for the 2013-14 Fiscal Year pursuant to California Constitution Article XIII B.

Background Information

The passage of Proposition 4 in November 1979 amended the California Constitution and set appropriations limits for cities. The State-implemented legislation requires cities to annually adopt a resolution establishing the appropriations limit on spending by cities of funds from proceeds of taxes.

Analysis

Statistical information for calculating the City of Antioch's appropriation limit is as follows:

2012-13 Appropriations Limit - \$101,294,059
Per Capita Personal Income - percent increase over previous year 5.12%
Population Change - percent increase from previous year 1.12%

Based on the above statistics, the City of Antioch's appropriations limit for 2013-14 is \$107,675,585.

Attached are calculations for previous years.

Financial Impact

The attached resolution establishes a maximum limitation of appropriations of \$107,675,585, which the City cannot exceed. This does not mean the City has revenue sources to meet such a level of appropriation. The City's 2013-14 General Fund budget appropriations subject to this limit are approximately \$68 million below this legal limit.

Attachments

1. Resolution
2. Calculations for current and previous years
3. Letter from State Department of Finance dated May 2013

RESOLUTION NO. 2013/

A RESOLUTION OF THE CITY COUNCIL OF THE CITY OF ANTIOCH SETTING THE APPROPRIATIONS LIMIT FOR FISCAL YEAR 2013-14 AND SELECTING THE CALIFORNIA PER CAPITA PERSONAL INCOME AND THE STATE DEPARTMENT OF FINANCE POPULATION GROWTH FACTORS FOR FISCAL YEAR 2013-14

WHEREAS, Article XIII B of the California Constitution (Proposition 4) establishes expenditure limits for cities;

WHEREAS, State implementing legislation requires cities to annually adopt a resolution establishing its appropriations limit for the following fiscal year; and

WHEREAS, the Director of Finance has made the calculations specified in said law, and concludes that the appropriations limit is the sum of \$107,675,585.

WHEREAS, pursuant to said law, this agenda item has been made available to the public for two weeks prior to the date of adoption of this resolution.

NOW, THEREFORE, BE IT RESOLVED that the City Council of the City of Antioch selects the California per capita personal income cost of living growth factor for Fiscal Year 2013-14, selects the population percent change certified by the State Department of Finance for Fiscal Year 2013-14, and establishes the appropriations limit for the Fiscal Year 2013-14 as \$107,675,585.

* * * * *

The foregoing resolution was passed and adopted by the City Council of the City of Antioch at a regular meeting thereof held on May 28, 2013, by the following vote:

AYES:
NOES:
ABSENT:

ARNE SIMONSEN
CITY CLERK OF THE CITY OF ANTIOCH

**CITY OF ANTIOCH
APPROPRIATION LIMIT
APPLICATION OF REVISED RATES**

ATTACHMENT 2

Base Year = 1986/87 - \$20,840,418

<u>Year</u>	<u>New Rate</u>		
96/97	1.0467 <u>1.0213 x</u> 1.0690	42,973,104 =	45,938,248
97/98	1.0467 <u>1.0214 x</u> 1.0691	45,938,248 =	49,112,581
98/99	1.0415 <u>1.0267 x</u> 1.0693	49,112,581 =	52,516,083
99/00	1.0453 <u>1.0218 x</u> 1.0681	52,516,083 =	56,092,428
2000/01	1.0491 <u>1.0269 x</u> 1.0773	56,092,428 =	60,428,373
2001/02	1.0782 <u>1.0280 x</u> 1.1084	60,428,373 =	66,978,809
2002/03	0.9873 <u>1.0384 x</u> 1.0252	66,978,809 =	68,666,675
2003/04	1.0231 <u>1.0276 x</u> 1.0513	68,666,675 =	72,189,275
2004/05	1.0328 <u>1.0154 x</u> 1.0487	72,189,275 =	75,704,893
2005/06	1.0526 <u>0.9995 x</u> 1.0521	75,704,893 =	79,649,118
2006/07	1.0396 <u>1.0300 x</u> 1.0708	79,649,118 =	85,288,276
2007/08	1.0442 <u>0.9999 x</u> 1.0441	85,288,276 =	89,049,489
2008/09	1.0429 <u>1.0068 x</u> 1.0499	89,049,489 =	93,493,058
2009/10	1.0062 <u>1.0096 x</u> 1.0159	93,493,058 =	94,979,598
2010/11	0.9746 <u>1.0128</u> 0.9871	94,979,598 =	93,754,361
2011/12	1.0251 <u>1.0081 x</u> 1.0334	93,754,361 =	96,885,757
2012/13	1.0377 <u>1.0075 x</u> 1.0455	96,885,757 =	101,294,059
2013/14	1.0512 <u>1.0112 x</u> 1.0630	101,294,059 =	107,675,585



DEPARTMENT OF
FINANCE
OFFICE OF THE DIRECTOR

EDMUND G. BROWN JR. ■ GOVERNOR
STATE CAPITOL ■ ROOM 1145 ■ SACRAMENTO CA ■ 95814-4998 ■ WWW.DOF.CA.GOV

May 2013

Dear Fiscal Officer:

Subject: Price and Population Information

Appropriations Limit

The California Revenue and Taxation Code, section 2227, mandates the Department of Finance to transmit an estimate of the percentage change in population to local governments. Each local jurisdiction must use their percentage change in population factor for January 1, 2013, in conjunction with a change in the cost of living, or price factor, to calculate their appropriations limit for fiscal year 2013-14. Attachment A provides the change in California's per capita personal income and an example for utilizing the price factor and population percentage change factor to calculate the 2013-14 appropriations limit. Attachment B provides city and unincorporated county population percentage change. Attachment C provides population percentage change for counties and their summed incorporated areas. The population percentage change data excludes federal and state institutionalized populations and military populations.

Population Percent Change for Special Districts

Some special districts must establish an annual appropriations limit. Consult the Revenue and Taxation Code section 2228 for further information regarding the appropriations limit. Article XIII B, section 9(C), of the State Constitution exempts certain special districts from the appropriations limit calculation mandate. The Code and the California Constitution can be accessed at the following website:
<http://leginfo.legislature.ca.gov/faces/codes.xhtml>.

Special districts required by law to calculate their appropriations limit must present the calculation as part of their annual audit. Any questions special districts have on this issue should be referred to their respective county for clarification, or to their legal representation, or to the law itself. No state agency reviews the local appropriations limits.

Population Certification

The population certification program applies only to cities and counties. Revenue and Taxation Code section 11005.6 mandates Finance to automatically certify any population estimate that exceeds the current certified population with the State Controller's Office. **Finance will certify the higher estimate to the State Controller by June 1, 2013.**

Please Note: Prior year's city population estimates may be revised.

If you have any questions regarding this data, please contact the Demographic Research Unit at (916) 323-4086.

ANA J. MATOSANTOS
Director
By:

MICHAEL COHEN
Chief Deputy Director

Attachment

May 2013

Attachment A

- A. **Price Factor:** Article XIII B specifies that local jurisdictions select their cost of living factor to compute their appropriation limit by a vote of their governing body. The cost of living factor provided here is per capita personal income. If the percentage change in per capita personal income is selected, the percentage change to be used in setting the fiscal year 2013-14 appropriation limit is:

Per Capita Personal Income

Fiscal Year (FY)	Percentage change over prior year
2013-14	5.12

- B. Following is an example using sample population change and the change in California per capita personal income as growth factors in computing a 2013-14 appropriation limit.

2013-14:

Per Capita Cost of Living Change = 5.12 percent
 Population Change = 0.79 percent

Per Capita Cost of Living converted to a ratio: $\frac{5.12 + 100}{100} = 1.0512$

Population converted to a ratio: $\frac{0.79 + 100}{100} = 1.0079$

Calculation of factor for FY 2013-14:

$$1.0512 \times 1.0079 = 1.0595$$

**Attachment B
Annual Percent Change in Population Minus Exclusions*
January 1, 2012 to January 1, 2013 and Total Population, January 1, 2013**

County City	<u>Percent Change</u>	<u>Population Minus Exclusions</u>		<u>Total Population</u>
	2012-2013	1-1-12	1-1-13	1-1-2013
Contra Costa				
Antioch	1.12	103,950	105,117	105,117
Brentwood	1.22	52,635	53,278	53,278
Clayton	0.77	11,008	11,093	11,093
Concord	0.45	122,991	123,544	123,812
Danville	0.52	42,498	42,720	42,720
El Cerrito	0.46	23,801	23,910	23,910
Hercules	0.43	24,299	24,403	24,403
Lafayette	0.52	24,186	24,312	24,312
Martinez	0.87	36,161	36,475	36,578
Moraga	0.43	16,168	16,238	16,238
Oakley	1.86	36,573	37,252	37,252
Orinda	0.48	17,839	17,925	17,925
Pinole	0.45	18,581	18,664	18,664
Pittsburg	0.86	64,779	65,339	65,339
Pleasant Hill	0.47	33,477	33,633	33,633
Richmond	0.53	105,004	105,562	105,562
San Pablo	0.44	29,137	29,266	29,266
San Ramon	1.87	74,753	76,154	76,154
Walnut Creek	0.58	65,306	65,684	65,684
Unincorporated	0.47	162,915	163,678	163,762
County Total	0.77	1,066,061	1,074,247	1,074,702

*Exclusions include residents on federal military installations and group quarters residents in state mental institutions, state and federal correctional institutions and veteran homes.

**STAFF REPORT TO THE MAYOR AND CITY COUNCIL
FOR CONSIDERATION AT THE MEETING OF MAY 28, 2013**

PREPARED BY: Scott Buenting, Associate Engineer, Capital Improvements Division 

APPROVED BY: Ron Bernal, Public Works Director/City Engineer 

DATE: May 21, 2013

SUBJECT: Resolution Accepting Work and Authorizing the Public Works Director/City Engineer to File a Notice of Completion for the James Donlon and Larkspur Water Storage Reservoir Rehabilitation (P.W. 246-24)

RECOMMENDATION

It is recommended that the City Council adopt the attached resolution accepting work, authorizing the Public Works Director/City Engineer to File a Notice of Completion and authorizing the Director of Finance to make a retention payment of \$43,112.39 to be paid 35 days after recordation of the Notice of Completion.

BACKGROUND INFORMATION

On November 6, 2012, the City Council awarded a contract to Simpson Sandblasting and Special Coatings, Inc. in the amount of \$862,288.00. The project consisted of interior and exterior recoating and painting of the James Donlon and Larkspur Water Storage Reservoirs and installing multi-level water quality sampling stations, chemical feed lines and submersible mixing systems at both reservoirs.

On May 9, 2013, the contractor completed all work associated with this project.

FINANCIAL IMPACT

The final contract price for this project is \$862,247.83. Funding for this project was provided through the Water Enterprise Fund.

OPTIONS

No options are suggested at this time.

ATTACHMENTS

- A: Resolution Accepting Work
- B: Notice of Completion

RESOLUTION NO. 2013/**

**RESOLUTION ACCEPTING WORK AND DIRECTING
THE PUBLIC WORKS DIRECTOR/CITY ENGINEER
TO FILE A NOTICE OF COMPLETION AND AUTHORIZING FINAL
PAYMENT TO SIMPSON SANDBLASTING AND SPECIAL COATINGS, INC.
FOR THE JAMES DONLON AND LARKSPUR
WATER STORAGE RESERVOIR REHABILITATION
(P.W. 246-24)**

WHEREAS, the Public Works Director/City Engineer, has certified the completion of all work provided to be done under and pursuant to the contract between the City of Antioch and Simpson Sandblasting and Special Coatings, Inc. and;

WHEREAS, it appears to the satisfaction of this City Council that said work under said contract has been fully completed and done as provided in said contract and the plans and specifications therein referred to;

NOW, THEREFORE, BE IT RESOLVED by the City Council of the City of Antioch, that:

1. The above-described work is hereby accepted.
2. The Public Works Director/City Engineer is directed to execute and file for record with the County Recorder, County of Contra Costa, a Notice of Completion thereof.
3. The Director of Finance is hereby directed to pay the Contractor a retention payment of \$43,112.39 to be paid 35 days after recordation of the Notice of Completion.

* * * * *

I HEREBY CERTIFY that the foregoing resolution was passed and adopted by the City Council of the City of Antioch at a regular meeting thereof held on the 28th day of May, 2013 by the following vote:

AYES:

NOES:

ABSENT:

ARNE SIMONSEN, City Clerk

Recorded at the request
of and for the benefit
of the City of Antioch

When recorded, return
to City of Antioch
Capital Improvements Division
P.O. Box 5007
Antioch, CA 94531-5007

NOTICE OF COMPLETION

FOR

**JAMES DONLON AND LARKSPUR
WATER STORAGE RESERVOIR REHABILITATION
IN THE CITY OF ANTIOCH
(P.W. 246-24)**

NOTICE IS HEREBY GIVEN that the work and improvements hereinafter described, the contract for which was entered into by and between the City of Antioch and Simpson Sandblasting and Special Coatings, Inc. was completed on May 9, 2013.

The surety for said project was First National Insurance Company of America.



The subject project consisted of interior and exterior recoating and painting of the James Donlon Water Storage Reservoir Tank located at 2450 James Donlon Blvd. and the Larkspur Water Storage Reservoir located at the foot of Larkspur Drive in Antioch, California.

**THE UNDERSIGNED STATES UNDER PENALTY OF
PERJURY THAT THE ABOVE IS TRUE AND CORRECT**

Date

RON BERNAL, P.E.
Public Works Director/City Engineer

**STAFF REPORT TO THE MAYOR AND CITY COUNCIL
FOR CONSIDERATION AT THE MEETING OF MAY 28, 2013**

PREPARED BY: Scott Buenting, Associate Engineer, Capital Improvements Division 
APPROVED BY: Ron Bernal, Public Works Director/City Engineer 
DATE: May 21, 2013
SUBJECT: Resolution Accepting Work and Authorizing the Public Works Director/City Engineer to File a Notice of Completion for Traffic Signals Improvement Project: Delta Fair Boulevard at Belle Drive, Auto Center Drive at Costco Way/West Eighteenth Street and Delta Fair Boulevard at School Street, (P.W. 636-7)

RECOMMENDATION

It is recommended that the City Council authorize the Director of Finance to amend the 2012-2013 Capital Improvement Budget to increase Traffic Signal funding for this project in the amount of \$26,000.00.

It is recommended that the City Council adopt the attached resolution accepting work, authorizing the Public Works Director/City Engineer to File a Notice of Completion and authorizing the Director of Finance to make a final payment of \$11,820.09 plus retention of \$24,957.44 to be paid 35 days after recordation of the Notice of Completion.

BACKGROUND INFORMATION

On July 17, 2012, the City Council awarded a contract to Steiny and Company, Inc. in the amount of \$484,406.00.

This project included the installation of a new traffic signal at the intersection of Delta Fair Boulevard and Belle Drive. Modifications were performed to the traffic signal at Delta Fair Boulevard and School Street that created a dedicated left turn movement for westbound traffic on Delta Fair Boulevard into Turner Elementary School. A protected left turn phase was added to the signalization of the intersection at Costco Way/West 18th Street at Auto Center Drive. New ADA compliant handicap accessible ramps were constructed at all three locations that the improvements were performed.

On May 20, 2013, the contractor completed all work associated with this project. Completion of the project was significantly delayed due to complications obtaining illuminated street name signs.

FINANCIAL IMPACT

The final construction contract price for this project is \$499,148.70. Additional project expenses include project design, construction management, inspection and material testing. Funding for this project is provided by the Traffic Signal Fund the amount of \$466,000.00 and Measure 'J' funding in the amount of \$44,406.

OPTIONS

No options are suggested at this time.

ATTACHMENTS

- A: Resolution Accepting Work
- B: Notice of Completion

RESOLUTION NO. 2013/**

**RESOLUTION ACCEPTING WORK AND DIRECTING
THE PUBLIC WORKS DIRECTOR/CITY ENGINEER
TO FILE A NOTICE OF COMPLETION AND AUTHORIZING FINAL
PAYMENT TO STEINY & COMPANY, INC. FOR THE TRAFFIC SIGNALS
IMPROVEMENT PROJECT
(P.W. 636-7)**

WHEREAS, the Public Works Director/City Engineer, has certified the completion of all work provided to be done under and pursuant to the contract between the City of Antioch and Steiny & Company, Inc. and;

WHEREAS, it appears to the satisfaction of this City Council that said work under said contract has been fully completed and done as provided in said contract and the plans and specifications therein referred to;

NOW, THEREFORE, BE IT RESOLVED by the City Council of the City of Antioch, that:

1. The above-described work is hereby accepted.
2. The Public Works Director/City Engineer is directed to execute and file for record with the County Recorder, County of Contra Costa, a Notice of Completion thereof.
3. The Director of Finance is hereby directed to pay the Contractor a final payment in the amount of \$11,820.09 plus retention of \$24,957.44 to be paid 35 days after recordation of the Notice of Completion.

* * * * *

I HEREBY CERTIFY that the foregoing resolution was passed and adopted by the City Council of the City of Antioch at a regular meeting thereof held on the 28th day of May, 2013 by the following vote:

AYES:

NOES:

ABSENT:

ARNE SIMONSEN, City Clerk

Recorded at the request
of and for the benefit
of the City of Antioch

When recorded, return
to City of Antioch
Capital Improvements Department
P.O. Box 5007
Antioch, CA 94531-5007

NOTICE OF COMPLETION

FOR

TRAFFIC SIGNALS IMPROVEMENT PROJECT IN THE CITY OF ANTIOCH (P.W. 636-7)

NOTICE IS HEREBY GIVEN that the work and improvements hereinafter described, the contract for which was entered into by and between the City of Antioch and Steiny & Company, Inc. was completed on May 20, 2013.

The surety for said project was Liberty Mutual Insurance Company.


The subject project consisted of traffic signal improvements located at Delta Fair Boulevard at Belle Drive, Auto Center Drive at Costco Way/West Eighteenth Street and Delta Fair Boulevard at School Street in Antioch, California.

**THE UNDERSIGNED STATES UNDER PENALTY OF
PERJURY THAT THE ABOVE IS TRUE AND CORRECT**

Date

RON BERNAL, P.E.
Public Works Director/City Engineer

**STAFF REPORT TO THE ANTIOCH CITY COUNCIL FOR CONSIDERATION
AT THE COUNCIL MEETING OF MAY 28, 2013**

Prepared by: Jim Jakel, City Manager 
Date: May 21, 2013
Subject: Request for Travel and Training – League of California Cities
2013 Annual Conference & Expo

RECOMMENDATION

Motion to approve travel and training for Councilmember Gary Agopian.

BACKGROUND

Councilmember Gary Agopian has expressed an interest in attending the League of California Cities 2013 Annual Conference & Expo. The 2013 program is being held in Sacramento. A brochure outlining the session is attached as background. Total cost is not expected to exceed \$600.

5-28-13



ANNUAL CONFERENCE & EXPO
SACRAMENTO, CALIFORNIA

SEPTEMBER 18-20



REGISTRATION AND HOUSING DEADLINE: SEPTEMBER 8

WWW.CACITIES.ORG/AG

SACRAMENTO 2013



INVITATION TO ATTEND

It's a great honor to serve you as League president this year. We come together as the League of California Cities because when we work together we are stronger and can be more effective leaders in our own cities. By actively participating in our 115-year old organization, you represent the League's foundation. We share a commitment to public service, local control and creating vital cities for California's residents.

Coming together each year to learn from leading experts as well your peers is one of the most important things we do as the League. This Annual Conference promises to be a great event and I invite you to join me and your colleagues to come to Sacramento for the 115th Annual Conference. Held at the Sacramento Convention Center and other nearby facilities, you will be in the heart of California's capital city. The planned sessions focus on a wide range of cutting-edge topics with time to network with your colleagues from throughout California. We will once again be offering a sold-out Expo where you will find additional innovations for your city's needs. The Annual Conference is an opportunity to make the most of your membership and bring home information, innovations and ideas to make your city even stronger.

Bill Bogaard, *2012-2013 League of California Cities President*
Mayor, Pasadena



ERIK WAHL *UN-Think*

This internationally recognized graffiti artist, author, entrepreneur and philanthropist will redefine the Opening General Session experience. Erik's understanding of vision was originally born in the school of disappointment. After eight years as a corporate partner, he became frustrated by the lack of innovative thought and corresponding profits he saw in business. So he pursued his passion, rediscovered his love for art and became the Warhol of Wall Street, the Renoir of ROI, and the Picasso of Productivity.



JENNIFER PAHLKA *Digital Democracy*

CODE *for* AMERICA

As the founder and executive director of Code for America, Jen is dedicated to the idea that government can work for the people, by the people, in the 21st century. *Government Technology* named her one of 2011's Doers, Dreamers and Drivers in Public Sector Innovation and the Huffington Post named her the top Game Changer in Business and Technology. Her TED talk, *Coding a Better Government* has led to better understanding and "open" discussions about Web 2.0 and Gov 2.0. She is a graduate of Yale University and lives in Oakland with her daughter and eight chickens.



TENTATIVE SCHEDULE OF EVENTS

As of April 15, 2013 *(subject to change)*

WEDNESDAY, SEPTEMBER 18

- 9:00 - 10:30 a.m..... Policy Committees (at hotel)
- 10:30 a.m. - Noon..... Policy Committees (at hotel)
- 9:00 a.m. - 6:30 p.m..... Registration Open, Sacramento Convention Center
- Noon - 1:30 p.m..... Regional Division Lunches (optional)
- 1:00 - 1:30 p.m..... First Time Attendee Orientation
- 1:30 - 2:30 p.m..... **Department Business Meetings, Programs & Welcome**
- 3:00 - 5:00 p.m..... **Opening General Session – Annual Report and Keynote Address**
- 5:00 - 7:00 p.m..... **Grand Opening Expo Hall & Host City Reception**
(No competing events/receptions are permitted at this time)
- 7:00 - Evening..... Networking Events and Exhibitor Dinners

THURSDAY, SEPTEMBER 19

- 7:00 a.m. - 4:00 p.m..... Registration Open
- 8:00 - 9:30 a.m..... **General Session – Keynote Address**
- 9:45 - 11:00 a.m..... Education – Breakouts, CityTalks, etc.
- 10:00 a.m. - 3:00 p.m..... **Expo with Lunch Exhibitor Exclusive**
(No competing events 11:30 a.m. – 1:00 p.m.)
- 1:00 - 2:15 p.m..... General Resolutions committee
- 1:00 - 2:15 p.m..... Education
- 2:45 - 4:00 p.m..... Education
- 4:15 - 5:30 p.m..... Education
- 4:15 - 5:30 p.m..... Board of Directors Meeting
- 5:30 - Evening Networking Receptions – Caucus, League Partners, Divisions

FRIDAY, SEPTEMBER 20

- 7:30 - 10:00 a.m..... Registration Open
- 7:30 - 8:45 a.m..... Regional Division Breakfasts (optional)
- 9:00 - 10:15 a.m..... Education
- 10:30 - 11:45 a.m..... Education
- Noon - 2:00 p.m..... **Closing Luncheon with Voting Delegates & General Assembly**
Install New Board of Directors
- 2:00 p.m..... Adjourn

NOTE: Conference registration is required to attend Policy Committees, Department, Division, Annual Conference business meeting and/or to be a Voting Delegate.

HOW TO PARTICIPATE IN THE LEAGUE'S ANNUAL CONFERENCE RESOLUTIONS PROCESS

Policy development is a key part of the League's legislative effectiveness. The League's Annual Conference Resolutions process is one way city officials can directly participate in the development of League policy. The 2013 Annual Conference Resolution Calendar of Events identifies the key points in the process.

Submission of Resolutions

Any elected or appointed city official, individual city, division, department, policy committee, or the board of directors may submit a resolution for consideration at the conference. Resolutions must be submitted to the League's Sacramento office no later than 60 days prior to the opening of the conference. Resolutions should focus on direct municipal issues of statewide importance. Please Note: The League's membership is currently voting on an amendment to the League's Bylaws that would require resolutions submitted to the General Assembly be concurred by five cities or five city officials. The votes will be canvassed by the League's Board of Directors at its April 24-25 Board meeting. If the amendment receives the required 2/3rd vote of those member cities voting, the new requirement will be applied for resolutions submitted to the General Assembly. The League will begin accepting resolutions on May 6.

Consideration at the Conference

The League President refers the resolutions to the League policy committees for review and recommendation at the Conference. Resolutions are next considered by the General Resolutions Committee (GRC), which consists of representatives from each division, department, policy committee and individuals appointed by the League President. Resolutions that are approved by the GRC, and resolutions that are approved by the policy committees, but not approved by the GRC, are next considered by the General Assembly. Resolutions approved by the General Assembly become League policy. Other action on resolutions can be: referred back to a policy committee, amend, disapprove, or no action.

Late-Breaking Issues

Resolutions to address late-breaking issues may be introduced by petition at the Annual Conference. To qualify, a petitioned resolution must be signed by 10 percent of the voting delegates and submitted at least 24 hours before the beginning of the Concluding General Assembly (*Deadline: Noon, Thursday, September 19*). All qualified petitioned resolutions are forwarded to the General Assembly for consideration, regardless of the action recommended by the GRC.

2013 RESOLUTIONS CALENDAR AND DEADLINES

BEFORE THE CONFERENCE

Friday, July 5:

Deadline for submitting appointments to the General Resolutions Committee.

Saturday, July 20, Midnight:

Deadline for submitting resolutions to the League office by regular mail, e-mail or fax.

Early August:

Resolutions distributed to city officials and posted on the League website.

AT THE CONFERENCE

Wednesday, September 18

9:00 – 10:30 a.m. (Thursday committees)

10:30 a.m. – Noon (Friday committees)

Policy committees meet to review resolutions and make recommendations to the General Resolutions Committee on resolutions assigned to each committee.

Thursday, September 19, Noon:

Deadline to submit signatures to qualify a petitioned resolution.

Thursday, September 19, 1:00 p.m.:

General Resolutions Committee meets to consider and make recommendations on resolutions.

Friday, September 20, Noon:

Consideration of resolutions by cities in the General Assembly at the Annual Business Meeting.

(Voting Delegates must be registered at conference and must stay until conclusion of voting. They may register for Friday only.)



Highland — Library

EDUCATION

Here is a preliminary list of Breakout Sessions and CityTalks (shorter bursts of information). Need more detail? Visit www.cacities.org/AC for dates, times, speakers and late breaking sessions.

Boost the Employee Experience to Build Citizen and Employee Delight

Hear from the first local government to make the Great Place to Work® list published by Fortune Magazine, named #12 in the nation. Companies featured on the Best list have the highest levels of trust, strongest evidence of employee engagement, and demonstration of the best applied management practices and programs. Learn how to create or improve your culture, build pride in city work, gain collaboration and enhance productivity.

Burning Issues for Your City Budget

Receive updates on new legislation and court rulings that affect your city's finances. Identify the latest in hot city finance issues and the essentials you need to know to keep your city budget strong. Get answers to your most perplexing questions from this panel of top financial and legal experts.

CEQA is Changing — Is Your City Ready?

The California Environmental Quality Act is a critical source of information, but it is often criticized as a major reason why land use projects are delayed or don't even begin. This year, a wave of significant Supreme Court decisions and major legislative reforms appear more likely than ever. Debate how these changes will impact economic development and land use in cities throughout the state.

City Attorneys Track

Fall legal updates are offered in four areas: Labor & Employment Law, General Municipal Law, Land Use & CEQA Litigation, and Municipal Tort & Civil Rights Litigations. Additional MCLE topics under development include: The City Attorney/City Manager Relationship; Medical Marijuana Update; Enforcement of Aggressive Panhandling and Local Camping/Sleeping Ordinances; and, a Post-Redevelopment Update. Final titles and speakers will be posted on the event website in June.



Rancho Cordova — Cordova Meadows Mural

Civic Innovation: Re-engaging our Citizenry and Making Government More Effective

What does civic innovation mean? Examine local government progress applying new technologies, policies and practices to engage the public in decision-making, organizational and structural improvements. New ideas include: integration of budget games; mobilized regional solutions via youth leader training; and collaborative models with business, philanthropy, academia, and the media.

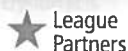

Communicating in a Crisis: Protecting Your City's Reputation

Sooner or later, it's your turn — maybe a police shooting, a civil rights lawsuit, misconduct by a city employee, or any number of other events. Next you're facing a sophisticated and multi-front campaign run by deep-pocketed and savvy plaintiffs' counsel or other adversaries. City attorneys/managers operating on tight budgets don't stand a chance in this reputation warfare, unless you have the skills to avoid common mistakes and advance your story strategically. Hear how cities can successfully communicate their ideas in these types of situations in a way that assists their legal and policy goals.

Creative Placemaking: Using Art and Artists to Revitalize Your Communities

Cities can kick-start momentum with arts organizations that are often undervalued community resources. Recognize contemporary ways to put arts and culture at the heart of increasing vibrancy and act as the economic driver for people to thrive in "place". Take a close look at exciting ways artists are creative placemaking throughout the country.

TRACK KEY



EDUCATION, *continued*

Emergency Preparedness — What City Council Members Should Know

Revisit the critical what, where and why of city emergency management. Take away the top twenty questions to ask your city manager about your level of preparedness and several outstanding program examples. Gain suggestions on how to provide the leadership to build an outstanding emergency preparedness program in your city. Don't wait for an incident in your city to determine how to best respond. 📄

Fire Department EMS Cost Recovery

City managers and elected officials should consider several major points when dealing with emergency medical services delivery system. Discuss why it can be advantageous for local governments to provide EMS via their fire departments. Assess current and upcoming cost recovery opportunities as a result of federal legislation. Determine how the provision of EMS subsidizes insurance companies unless locals perform appropriate cost analysis and billing of those companies. Establish the value of EMS within fire service to the community. 📄

From Me to We — Practical Advice for City Governance Teams

Local elected leaders have the potential to create a huge positive impact on their communities but they also have the potential to create problems. The transition from private citizen, to candidate, to public official is full of potential landmines. Learn what it takes to become an effective leader and avoid some common pitfalls. Get off on the right foot with colleagues and city administration. Highly recommended for those who attended the New Mayors & Council Members Academy in January for Level II training. 📄

How Your Planning Commission Can Work for You

Illustrate, to elected officials and city managers, how to more effectively utilize the Planning Commission to serve your projects and the community. Demonstrate ways to engage citizens and bolster economic development initiatives. Commissions of passionate experts can do more than just review land use applications.



Wheatland — Community Garden

Infrastructure Financing: Brave New Alternatives in a Post-redevelopment World

Many cities utilized the tax increment financing authority bestowed by the statewide redevelopment program to finance infrastructure. Its elimination has limited infrastructure financing options and may undermine the role of cities in creating community revitalization. Discuss proactive steps to restore a city's ability to make strategic infrastructure investments and promote local economic development. Review new financing tools, how those efforts relate to State legislation, and what other cities can do to be better positioned for a future without the traditional tool of redevelopment. ★

Leading Change in the New Reality

Fire Chiefs, assistant managers, supervisors, and staff are coping with the challenges of the current environment. Explain proven concepts, principles, and techniques that will not only be informative and useful, but also entertaining. Gain tools for your tool box including improving customer service; recognizing the human elements of being successful and dealing with change. Reflect on what occurred to create the current operating environment, including structural deficit issues and understand the consequences if the department won't change. 📄

Maximizing Retail During Changing Times

Many cities are struggling with vacancy and decreased sales tax revenues. Often outdated ways of thinking about shopping and retail districts impede forward progress. Redefine retail and explain the difference between commodity vs. specialty retailers and active vs. non-active space. Plan strategies to achieve meaningful economic development and gain conditioning approvals to create commercial districts and mixed-use projects that are both vibrant and commercially viable.

Municipal Bankruptcy: The Policymakers Perspective



Learn about the crisis leading up to bankruptcy for the cities of Vallejo, Stockton and San Bernardino. What is similar and what is different about each of these as they faced this struggle? Address how city councils and staff grapple with tough choices to move their cities forward. Identify what they are doing differently, from a policy perspective, to ensure that their cities recover from and stay out of bankruptcy, while providing sustainable and high quality services to their citizens.

EDUCATION, *continued*


Parliamentary Procedure for Elected Officials

Hear from one of the most esteemed trainers on this topic. The focus is to teach elected officials and city staff all they need to know about the rules of parliamentary procedure. Mayors and Council Members will determine how to properly and effectively run a public meeting.


PEPRA Implementation Impact on Employers and Contract Negotiations

Hear updates on any subsequent legislative language related to PEPRA (AB 340), pending or approved. Gain a review of the bill from the perspective of labor attorneys and union counsels, with samples of normal cost sharing trends and strategies. ★  


Police Consolidation — More for Less

Learn strategies and procedures for the successful consolidation of police departments and compare the case study of the Central Marin Police Authority. Hear about benefits that might include receiving increased public safety services and significant cost reduction to the general fund. Defend how it can work—or not work for your city. Devise a carefully crafted agreement that can garner full support of the union, police personnel and the entire community. 

Public Agency Cost-Cutting Measures Under Attack

As the years of belt tightening continue, public agency plans to cut costs are being challenged by employees and unions. Case studies for discussion include: retirement benefits, charter reform, and contracting out. Bring your ideas for effective change and how all parties can work together to accomplish the shared vision of serving our cities. 

The Affordable Care Act and City Responsibilities

Learn up-to-date information about the Affordable Care Act (ACA). Prepare for how it may affect city responsibilities to: public employees, business communities at large and the small business owner. 

The Future of Local & State Government Relations

What has happened to “Home Rule” and local decision-making in California? Has the State all but eliminated local governments’ ability to govern and manage its’ own affairs? Have partisan politics, voter initiatives, propositions, and diminishing revenues replaced collaboration with conflict? If so, where do we all go from here? Shed light on the future of State and Local Government relations. Discuss the dynamics in Sacramento and what’s in store for local decision makers. Discuss the political, legal and economic conditions local government need to recognize in-order to maximize resources and public service delivery.



Santa Ana — Police Mounted Patrol Officer

The Future of Sales Tax

The aging of the state’s population and emergence of the “Y” generation is shifting more disposable income to services and non-taxable purchases. The growing ease of e-commerce via smart phones, tablets, mobile wallets and new social networking technology moves remaining taxable sales to centralized distribution warehouses. Detail new trends and strategies to align sales tax revenues through the end of this decade. ★

Top Ten Ways that Cities Waste Money

The survey results from over 220 municipal finance professionals have been tabulated to determine the top money wasters in cities. While there is levity and humor inherent in any list, this list also includes valuable information to continue to lead your city to its maximum efficiency. The results reveal that you are not alone in operational inefficiencies. Make independent verification of your own judgments and recommendations related to budget cutting within your own city.

Urban Agriculture and the Urban Service Boundary

Urban agriculture involves growing plants and raising animals within and around cities. The most striking feature is that it is integrated into the urban economic and ecological system. The focus involves local job creation, career advancement and community development. Explore successful strategies within leading cities and best practices for broader implementation into urban systems — from micro-farms to large scale enterprises.

Sessions and speakers are subject to change.



NETWORK

Diversity Groups

The Board of Directors has recognized the following five diversity groups: African-American Caucus; Asian-Pacific Islander Caucus; the Gay, Lesbian, Bisexual & Transgender Local Officials Caucus; Latino Caucus and Women’s Caucus. Sign up to join one or more of the League’s Caucuses. Each will host a networking event at the Annual Conference and are open to all attendees.

Municipal Departments

Departments play an essential role in forming League policy, assisting with conference program development, and are represented on the board of directors. Department Business Meetings will be held on Wednesday, September 18. Be sure to bring representatives from your city’s staff leadership to attend the conference and their respective department events.

Regional Divisions

Regional Divisions function as the League’s grassroots advocacy teams. Divisions are Staffed locally by public affairs managers to support League goals. Contact your local manager for more information and prices of onsite networking events.

GENERAL INFORMATION

Brown Act and League Conferences

The Brown Act permits the attendance of a majority of the members of a legislative body at a conference or similar gathering open to the public that addresses issues of general interest to the public or to public agencies of the type represented by the legislative body. However, a majority of the members cannot discuss among themselves, other than as part of the scheduled program, business of a specific nature that is within the local agency’s subject matter jurisdiction.

CitiPAC — 8th Annual Leadership Gala Casino Night

In conjunction with the hospitality reception hosted by Willdan, CitiPAC will present its Leadership Gala Casino Night on Wednesday, September 18. Join the League Board of Directors for this exciting evening.

City Attorney Department Legal Track

The City Attorney’s Department program will include presentations on various current and recurring legal issues that impact cities. The League is a State Bar of California MCLE approved provider. Detailed information on the hours of credit will be in the final program. The estimated MCLE credits are 9 hours.

First Time Attendees

Special arrangements to welcome first-time attendees include an orientation briefing on Wednesday, September 18, at 1:00 p.m. Be sure to check the First Time Attendee box during the online registration.

Helen Putnam Award for Excellence

This program, supported by the League Partners, recognizes outstanding cities that deliver the highest quality and level of service in the most effective manner possible. Visit the special displays by cities that won the 2013 prestigious awards program and learn what your city can adapt from their success.

Host City Reception

This year, the League of California Cities 2013 Annual Conference will not only be held in a city that identifies itself as the State Capitol but also as the Farm-to-Fork Capitol of America. With the support of area Chefs’, committed to promoting fresh, local ingredients, Sacramento proclaimed it’s Farm-to-Fork title in October of last year. So, it seems only fitting that the theme of this year’s Opening Reception be: I Dig Sacramento, Farm-to-Fork Capitol of America. Please join us on Wednesday, September 18 at 5:00 p.m. at the Sacramento Convention Center, immediately following the General Session and in conjunction with the grand opening of the Expo Hall. Discover what the Farm-to-Fork Capitol of America has to offer. A registration badge is required to attend for attendees, exhibitors and spouses/guests.

Institute for Local Government

The Institute for Local Government is the 501c3 research affiliate of the California State Association of Counties and the League of California Cities.

Mayors and Council Members Academy

This training certificate program consists of specific educational programs and community activities that enhance knowledge and skills needed to be more effective in office. Three levels include Leadership, Advanced Leadership, and Leadership in Action. You may participate in all three levels at the same time.

Student Program

College students studying local government and who are not city employees may apply to attend the conference to receive a reduced (\$100) or no cost registration, if their primary academic advisor makes such a request, in writing, to the League of California Cities Annual Conference Registration. Limited volunteer opportunities are available. The 2013 Annual Conference will not offer a high school youth program.



EXHIBITORS

Exhibitors as of April 2, 2013

For a current list, visit www.cacities.org/AC

Note: Those in bold are League Partners

ABM	Charles Abbott Associates
AbTech Industries, Inc.	Chevron Energy Solutions
AECOM	City Clerks Association of California
AIRVAC, Inc.	City Ventures
American Fidelity Assurance Company	CleanStreet
American Red Cross Bay Area	Climatec BTG
American Traffic Solutions	Comcate, Inc.
Asphalt Zipper	Construction Testing Services
AT&T	Cooper Streetworks
Atkins	Coplogic, Inc.
Avery Associates	Credit Bureau Associates
Badger Meter, Inc.	CRW Systems, Inc.
Belgard Hardscapes by Oldcastle	CSG Consultants, Inc.
Best Best & Krieger LLP	Dapeer, Rosenblit & Litvak, LLP
Blais & Associates	Dart Container
Bob Murray & Associates	David Taussig & Associates, Inc.
Bureau Veritas	De La Rosa & Co.
Burke, Williams & Sorensen, LLP	Digital Ally Inc.
Buxton	DN Tanks
California Building Officials	Earth Systems
California Communities/U.S. Communities	eCivis
California Consulting, LLC	Fire Recovery USA
California Department of General Services/Cal-Card	First Investors Corp
California Department of Water Resources	GovDeals, Inc.
California Fuel Cell Partnership	Graphic Solutions
California Infrastructure and Economic Development	Griffin Structures
California Joint Powers Insurance Authority	Harris & Associates
California Nevada Cement Association	HdL Companies
California Product Stewardship Council	Hello Housing
California State Board of Equalization	HF&H Consultants, LLC
CalPERS	HR Green, Inc.
CalTRUST	In God We Trust - America, Inc.
Cartegraph	ING
CH2M HILL	International Parking Design
	ITEM, Ltd.
	Ittron
	Jamboree Housing Corporation
	Jere Melo Foundation
	Jones & Mayer
	Kaiser Permanente

LEAGUE PARTNER

League Partner Speaker Theater

This expo session area highlights successful examples of public/ private partnerships. Learn about case studies of innovative projects and programs that have worked in California cities. Hear from elected officials, city staff and industry experts that have found creative solutions to some of the challenging problems that cities face.

Kasdan Simonds Weber & Vaughan LLP

Keenan & Associates

Kronick Moskovitz Tiedemann & Girard

Laserfiche

Library Systems & Services

Liebert Cassidy Whitmore

LINC Housing

LPA, Inc.

Matrix Consulting Group

MCE Corporation

Meyers Nave

MuniServices

NBS

Newport Pacific Capital/ Modular Lifestyles

Next 10

Northern California Carpenters Regional Council

Omni-Means, Ltd.

Pacific Gas and Electric Company

PARS

PERC Water

Piper Jaffray

Public Agency Risk Sharing Authority of California

Public Financial Management, Inc.

Public Restroom Company

QPCS LLC

Q-STAR Technology

Quad Knopf

Ralph Andersen and Associates

RBF Consulting, a company of Michael Baker Corp

RedFlex Traffic Systems

Republic Services

RJM Design Group, Inc.

RKA Consulting Group

Schneider Electric

SCS Engineers

SERVPRO

Siemens

Sims Recycling Solutions

SmartCitiesPrevail.org

SolarCity

Southern California Edison

SouthWest Water Company

Sportsplex USA

SSA Landscape Architects, Inc.

SyTech Solutions

TBWB Strategies

TNT Fireworks

TOTER WASTEQUIP

TRAMUTOLA

Transtech Engineers, Inc.

Trend Micro, Inc.

U.S. Bank

Union Pacific Railroad

Vali Cooper & Associates, Inc.

Vanir Construction Management, Inc.

Vision Internet

Walker Parking Consultants/ Engineers Inc.

West Coast Arborists, Inc.

Western Pacific Signal, LLC

Wildan

William Baker & Associates

REGISTRATION:

Registration includes:

- Admission to education sessions daily and evening networking events
- Wednesday Host City Reception and Expo; Thursday lunch with Exhibitors; Friday voting delegate luncheon

Online Registration (credit card) - Visit www.cacities.org/AC
You will receive an immediate conference confirmation.

Mail-in Registration (pay by check)
Contact mdunn@cacities.org to request a registration form.

**** SAME CITY REGISTRATION RATE SINCE 2008 ****

FULL CONFERENCE REGISTRATION FEES

	EARLY BIRD BEFORE JUNE 28	AFTER JUNE 29 AND ONSITE
City Delegate		
Member City	\$475	\$525
Nonmember City	\$1475	\$1525
Public Official		
County/State	\$550	\$600
Partner/Exhibitor/All Others		
Company Representative	\$650	\$700


NOTE: Conference registration is required to attend Policy Committees, Department, Division, Annual Conference business meeting and/or to be a Voting Delegate.

ONE-DAY REGISTRATION

	SELECT ONE - WED/THURS/FRIDAY
City Delegate	
Member City	\$250
Nonmember City	\$1250
Public Official	
County/State	\$300
Partner/Exhibitor/All Others	
Company Representative	\$350

Refund Policy

Advance registrants unable to attend will receive a refund of rate paid, **minus a \$75 processing charge**, only when a written request is submitted to the League, Conference Registration, 1400 K Street, Sacramento, CA, 95814 or mdunn@cacities.org and received before **5:00 p.m. on Tuesday, August 27**. Absolutely, no refunds will be provided after this date. Send an alternate/substitute onsite to avoid financial penalty.



Sacramento Convention Center

OPTIONAL REGISTRATION ADD-ON (non-refundable)

Spouse Registration - \$100

Spouse rate is restricted to those who are not city/public officials, are not related to any Partner/Expo company, and would have no professional reason to attend for learning or business. Rate includes admission to the Expo and receptions only. Session seats are reserved for conference registrants. There is no refund for the cancellation of a spouse registration. It is not advisable to use city funds to register a spouse.

Onsite Badge Pick Up

You must pick up an official 2013 Annual Conference badge at the registration desk at the Sacramento Convention Center. Registration hours:

- Wednesday, September 18 9:00 a.m. - 6:30 p.m.
- Thursday, September 19 7:00 a.m. - 4:00 p.m.
- Friday, September 20 7:30 - 10:00 a.m.



Questions or special needs? Call the conference registrar at (916) 658-8291 or email mdunn@cacities.org before Tuesday, August 27.



CONFERENCE HOTELS

(*plus occupancy taxes and fees 12%)

HYATT REGENCY SACRAMENTO

1209 L Street | \$159 single/double

SHERATON GRAND SACRAMENTO

1230 J Street | \$144 single

THE CITIZEN HOTEL

926 J Street | \$129

RESIDENCE INN SACRAMENTO

Downtown at Capitol Park

1121 15th Street | \$129

HOLIDAY INN SACRAMENTO

Capitol Plaza

300 J Street | \$154

Reduced room rates are available for registered attendees/exhibitors at the 2013 Annual Conference.

Phone reservations will not be available. The discounted hotel rate cut-off is Tuesday, September 3 and the hotels are subject to sell out prior to the reservation deadline – reserve early.

STEP ONE: Register for the Conference

STEP TWO: Book room at the Hotels

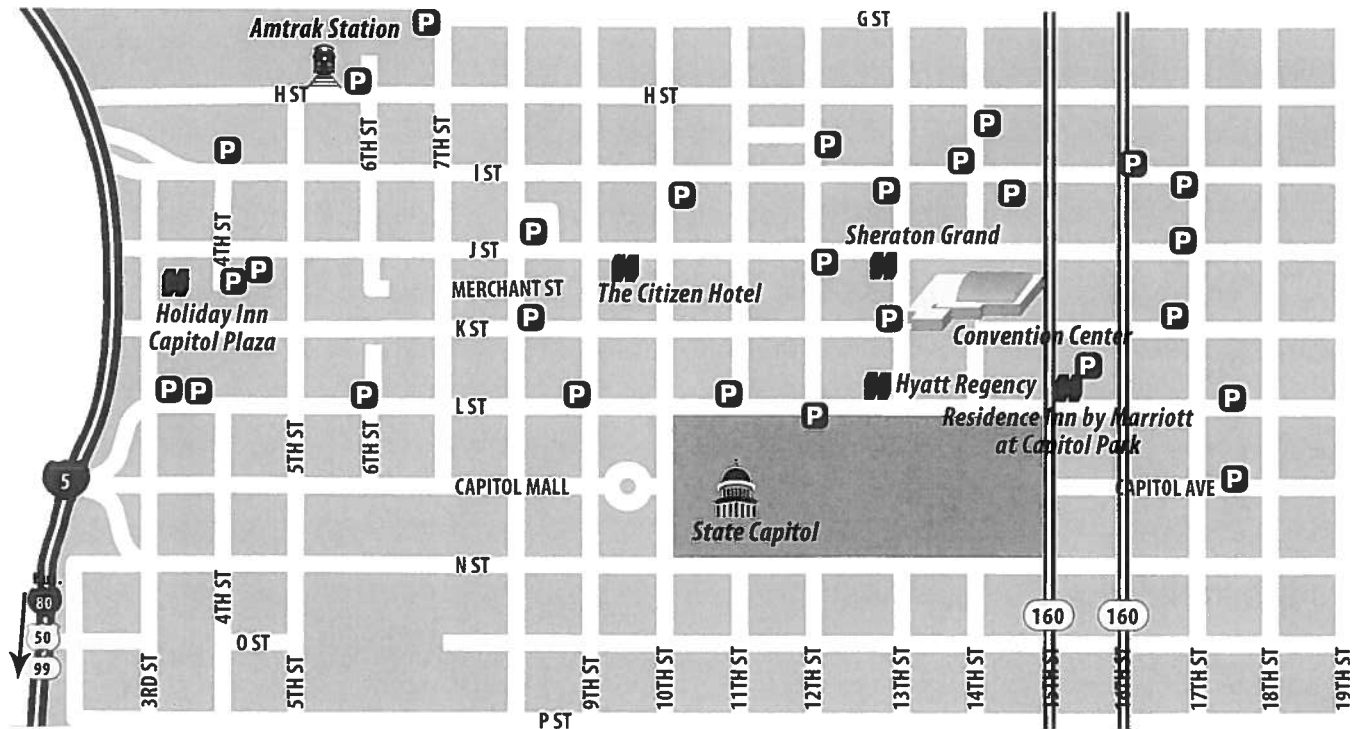
Online Registration – Register for the conference online and you will receive an immediate confirmation email with the online link (URL) to the Housing Reservations for rooms currently available on your selected dates. Please note there is a two-night minimum stay.

Mail-in Registration – After your registration for the conference is received and processed, you will be sent a registration confirmation email containing the online link (URL) to the Housing Reservations.

Hotel Changes or Hotel Cancellations

Hotel reservation changes, date modifications, early check-out, or cancellations must be done directly with the hotel, prior to Tuesday, September 3. After this date, you may incur a financial penalty and minimum one-night room charge or attrition fees.

CAUTION! Do not make a hotel reservation unless you are sure it is needed. Your city/company will be financially responsible for all cancellation/attrition fees. If you are making hotel reservations for others, please confirm with each individual, in advance, that they actually need hotel accommodations and intend to use them on the dates you are reserving.



CITY OF ANTIOCH AS SUCCESSOR AGENCY TO
THE ANTIOCH DEVELOPMENT AGENCY
CLAIMS BY FUND REPORT
FOR THE PERIOD OF
APRIL 18 - MAY 22, 2013
FUND/CHECK#

239 Redevelopment Obligation Retirement Fund

345089 PERS	PAYROLL CORRECTION	2.47
345151 GOLDFARB AND LIPMAN LLP	LEGAL FEES	52.00
345261 FEDEX	SHIPPING	24.19

CITY OF ANTIOCH AS HOUSING SUCCESSOR TO
THE ANTIOCH DEVELOPMENT AGENCY
CLAIMS BY FUND REPORT
FOR THE PERIOD OF
APRIL 18 - MAY 22, 2013
FUND/CHECK#

227 Housing Fund		
<i>Housing - CIP</i>		
345066 KENNEDY, JANET	CONSULTING SERVICES	892.50

**STAFF REPORT TO THE CITY COUNCIL
FOR CONSIDERATION AT THE COUNCIL MEETING OF MAY 28, 2013**

Prepared by: Dawn Merchant, Finance Director

Reviewed by: Jim Jakel, City Manager

Date: May 8, 2013, 2013

Subject: PROPOSED UPDATES TO THE MASTER FEE SCHEDULE EFFECTIVE JULY 1, 2013

RECOMMENDATION

Adopt the Resolution of the City Council of the City of Antioch Approving Updates to the Master Fee Schedule Effective July 1, 2013.

AMENDMENTS TO THE MASTER FEE

Attachment 2 contains the current Master Fee Schedule. Changes to fees are highlighted and contain strikethroughs and changes/additions in blue throughout the document. The following is a brief summary of changes.

Proposed Police Department Amendments: Police fees have increased in accordance with the San Francisco Area Consumer Price Index. Fees related to card dealers are being eliminated as the State now handles this process. No increases are being proposed for Animal Services.

Proposed Community Development Fee Amendments: Fees have increased in accordance with the San Francisco Area Consumer Price Index.

Proposed Public Works Fee Amendments: A majority of increases are based on the San Francisco Area Consumer Price Index (other than water and sewer rates discussed in the next paragraph). Water and Sewer connection fees are being increased by the Engineering News Record Cost of Construction Index.

Water and sewer rates fee increases for fiscal years 2011 through 2015 were approved by resolutions 2010/44 and 2010/45. When the rate increases were approved in 2010, Council requested a rate review be conducted after two years. This was presented to Council in May 2012 and at that time, Council decided to not implement the recommended rate increases for fiscal year 2013. Staff is recommending the City implement the 6% water rate and 4% sewer rate fee increases as approved in resolutions 2010/44 and 2010/45 for fiscal year 2014 in order to fund staffing, operations and capital improvement projects to the water and sewer utility as outlined in the proposed five year capital improvement program.

Recreation and Community Services: Some rates are increasing to recover actual costs.

FINANCIAL IMPACT

The fee increases will ensure that the City recovers as much of the cost for providing services as possible. Although there have been some reductions in certain staff and benefit costs due to past concessions with the City's labor and bargaining groups, there are still increases in other labor costs, as well as overhead costs such as utilities, such that the Consumer Price Index is an accurate mechanism to use to increase some fees to ensure that they are limited to the reasonable cost of providing services. Recovery of fees is imperative to help overcome the financial challenges we are facing. Departments have incorporated proposed fees into their budgets.

ATTACHMENTS

1. Resolution of the City Council of the City of Antioch Approving Updates to the City of Antioch Master Fee Schedule effective July 1, 2013
2. Proposed Master Fee Schedule Changes

RESOLUTION NO. 2013/

RESOLUTION OF THE CITY COUNCIL OF THE
CITY OF ANTIOCH APPROVING UPDATES TO THE CITY OF ANTIOCH
MASTER FEE SCHEDULE EFFECTIVE JULY 1, 2013

BE IT RESOLVED that the City of Antioch Master Fee, a true copy of which is on file in the City Clerk's office and incorporated herein by reference is hereby updated and the same shall be considered the Master Fee Schedule of the City of Antioch, all such updates becoming effective July 1, 2013, unless otherwise specifically stated.

* * * * *
*

I HEREBY CERTIFY that the foregoing resolution was passed and adopted by the City Council of the City of Antioch at a regular meeting thereof, held on the 28th day of May 2013, by the following vote:

AYES:
NOES:
ABSENT:

ARNE SIMONSEN, CITY CLERK

DRAFT

**CITY OF ANTIOCH
MASTER FEE
SCHEDULE**

UPDATED EFFECTIVE JULY 1, 2013



**CITY OF ANTIOCH
MASTER FEE SCHEDULE
UPDATED EFFECTIVE JULY 1, 2013**

POLICE DEPARTMENT

DESCRIPTION	FEE AMOUNT	ACCT CODE
Personal/or Non Law Enforcement Local Criminal History Summary	\$ 25.00	100-3110.46010
Accident Investigation Report Copy	\$ 21.00	100-3110.46010
Administrative Tow Fee: DUI/suspended license, 30 day tows	\$ 113.00 <u>115.00</u>	100-3110.46300
Administrative Tow Fee: All others except evidence (victim vehicles & recovered stolen vehicles)	\$ 99.00 <u>101.00</u>	100-3110.46300
Bicycle Registration	\$ 6.00	100-3110.42030
Card Dealer Application Fee, plus	\$ 281.00	100-3110.46300
Fingerprint fee (renewable every 5 years)	\$ 46.00	100-3110.46300
Card Dealer Application Renewal (includes fingerprinting)	\$ 113.00	100-3110.46300
Card Room: Regulation fees per table/year	\$ 293.00	100-3110.46300
Card Room: Owner application fee, plus Owner Department of Justice Fee	\$ 2,470.00 <u>2,519.00</u> \$ 50.00	100-3110.46300 100-3110.46300
Clearance Letters	\$ 34.00 <u>35.00</u>	100-3110.46300
Code Enforcement (Municipal Code Violations)	Set by courts	
Crime Report Copy	Four pages or less – Free; Five pages or more – 20 cents per page for all pages	100-3110.46010
Event Screen	Four pages or less – Free; Five pages or more – 20 cents per page for all pages	100-3110.46010
DUI Arrest/Accident Processing-GC 53155/56	Direct costs of responding to an emergency incident to recovered - not to exceed \$12,000	100-3110.46300
Escort of Wide or Overload Vehicle	Actual police and engineering time for investigation of route and escort if required	100-3110.46300
False Alarm Permit Fee	\$ 35.00 <u>36.00</u>	100-3110.46315
False Alarm Response (After the third Response within a calendar year)	\$ 74.00 <u>75.00</u>	100-3110.46320
Fingerprint – Livescan (1-3 cards)	\$ 35.00	100-3110.46300
ABC Daily License Authorization	\$ 21.00	100-3110.46300
Gun Permit Fees – Concealed Weapons Application (non-refundable):	Not to exceed \$100.00	100-3110.46300
Limo Driver - Application Fee	\$ 499.00 <u>509.00</u>	100-3110.46300
Limo Driver – Fingerprint Fee	\$ 46.00	100-3110.46300
Limo Driver - Renewal Fee Per Year	\$ 243.00 <u>248.00</u>	100-3110.46300
Limo Vehicle Inspection: per vehicle – per inspection	\$ 70.00 <u>71.00</u>	570-2610.46630
Parking Enforcement	Established by Council Resolution	100-3150.43020
Parties & Nuisances – AMC Chapter 13, Sec 5-13.03/05	Cost of personnel & equipment, but not more than \$1,000.00	100-3110.46300
Reproduction Services - Media: Cassette/tape audio copy	\$ 40.00 <u>41.00</u>	100-3110.46300
Photo print (black & white; color; digital Process)-service fee plus cost of prints	\$ 40.00 <u>41.00</u>	
Video Tape Duplication	\$ 63.00 <u>64.00</u>	
Police Department Room Rental: Nonprofit Uses: Classroom (Animal Services area) per hr Community Room Use (police area) per hr	\$ 30.00 \$ 51.00 <u>52.00</u>	100-3110.46300

**CITY OF ANTIOCH
MASTER FEE SCHEDULE
UPDATED EFFECTIVE JULY 1, 2013**

DESCRIPTION	FEE AMOUNT	ACCT CODE
Commercial or Private:		
Classroom use (Animal Services area) per hr	\$ 51.00	
Community Room Use (Police area) per hr	\$ 86.00 88.00	
Second hand dealer - application fee	\$ 866.00 883.00	100-3110.46300
Second hand dealer - Department of Justice fee	\$ 205.00 300.00	100-3110.46300
Second hand dealer - Renewal fee	\$ 446.00 588.00 = DOJ fee + 1 st Time Renewal	100-3110.46300
Special Event Regulation (group putting on Event) Event charged for Police Officer, Corporal and Sergeant at overtime rate for Step "E" of regular pay scale plus a 25% Administrative Fee. Event charged for Reserve Police Officer at Step "A" rate of regular officer pay scale plus a 25% Administrative Fee	Time, materials and Administrative overhead cost	100-3120.46300
Subpoena, Civil deposit/officer/day plus Admin fee	\$ 150.00 275.00 per G.C. 68096.1—deposit plus actual cost	753-0000.22315
Subpoena, Civil Administrative Fee	Clerical cost @ max of \$24/hr (\$6 per ¼ hr), plus 10 cents/page document duplication – charged by clerical staff	100-3110.47010
Subpoena Duces Tecum/Deposition Subpoena, Plus reasonable/actual costs (per 1563 E.C.)	Clerical cost @ max of \$24/hr (\$6 per ¼ hr), plus 10 cents/page document duplication – charged by clerical staff	100-3110.47010
Taxi driver application, plus	\$ 499.00 509.00	100-3110.46300
Taxi driver fingerprint	\$ 46.00	100-3110.46300
Taxi permit renewal per year	\$ 258.00 263.00	100-3110.46300
Taxi owner application, plus	\$ 499.00 509.00	100-3110.46300
Taxi owner fingerprint	\$ 46.00	100-3110.46300
Taxi-vehicle inspection: per inspection per year	\$ 70.00 72.00	570-2610-46630
Verification letters	\$ 23.00	100-3110.46300

ANIMAL SERVICES

DESCRIPTION	FEE AMOUNT	ACCT CODE
Adoption Fees		
Adopt - Dog/Cat	\$ 17.00	214-3320.46710
Adopt – Rabbit	\$ 12.00	
Adopt - Small animal (rats, hamsters, guinea pigs)	\$ 6.00	
Animal Licensing Fees – Dogs		
License - Altered:		
Altered License - 1 Year	\$ 18.00	214-3320.42010
Altered License - 2 Year	\$ 33.00	
Altered License - 3 year	\$ 48.00	
Senior Citizen License - Altered		
Senior Altered License - 1 Year	\$ 9.00	214-3320.42010
Senior Altered License - 2 Year	\$ 17.00	
Senior Altered License - 3 Year	\$ 24.00	
License - Unaltered		
Unaltered License - 1 Year	\$ 38.00	214-3320.42010
Unaltered License - 2 Year	\$ 67.00	
Unaltered License - 3 Year	\$ 102.00	

**CITY OF ANTIOCH
MASTER FEE SCHEDULE
UPDATED EFFECTIVE JULY 1, 2013**

DESCRIPTION	FEE AMOUNT	ACCT CODE
Senior Citizen License - Unaltered		214-3320.42010
Senior Unaltered License - 1 Year	\$ 19.00	
Senior Unaltered License - 2 Year	\$ 34.00	
Senior Unaltered License - 3 Year	\$ 51.00	
License - Unaltered & Impounded (U&A)		
License U&A - 1 yr	\$ 60.00	
License U&A - 2 yr	\$ 89.00	
License U&A - 3 yr	\$ 124.00	
License – Potential Dangerous/Vicious Animal		
Potentially Dangerous-Vicious Animal – 1 Year	\$ 55.00	214.3320-42010
License - Fees, Other		
License - Dog Fanciers/year	\$ 108.00	
License - Tag Transfer	\$ 6.00	
License - Fee - Duplicate for lost license tag	\$ 6.00	
Animal Licenses - Late Fee Penalty	\$ 33.00	214.3320.42020
Cat Trap Fees:		214-3320.47010
Trap Deposit	\$ 60.00	
Trap Rental/day	\$ 6.00	
Board/Care Fees:		214-3320.46710
Dog/day	\$ 17.00	
Cat or small animal/day	\$ 17.00	
Livestock, reptiles/day	\$ 17.00 (at cost if not at Animal Shelter)	
Potentially Dangerous/Vicious Animal/day	\$ 25.00	
Potentially Dangerous/Vicious Animal		
Impound Fee	\$ 150.00	
Conditional Release Agreement	\$ 50.00+ inspection fees + impound, boarding, alteration, microchipping and other fees and costs	214.3320-46719
Appeal of Potentially Dangerous/Vicious Determination	\$ 400.00 + impound, boarding, alteration, microchipping, vaccinations and other fees and costs paid before appeal heard; Appeal fee of \$400 may be returned if determination overturned at appeal but other fees still apply)	
Disposal Fees:		214-3320.46731
Disposal - dog licensed*	\$ 17.00	
Disposal - dog unlicensed	\$ 33.00	
Disposal - cat	\$ 17.00	
Disposal - other animal	\$ 17.00	
*If the dog to be disposed has a current, multiple year license and has a full year's credit remaining, that amount will be applied against the disposal fee. There will be no refunds.		
Euthanasia Fees		214-3320.46728
Euthanasia - dog with license	\$ 33.00	
Euthanasia - dog unlicensed	\$ 52.00	
Euthanasia - cat	\$ 33.00	
Euthanasia - small animal	\$ 22.00	
Vet Pick up	\$ 36.00	
Vet Per Animal Charge	\$ 8.00	
Handling Fees:		214-3320.46719
Pick up fees:		
Dog (plus surrender fee)	\$ 33.00	
Cat or small animal (plus surrender fee)	\$ 33.00	

**CITY OF ANTIOCH
MASTER FEE SCHEDULE
UPDATED EFFECTIVE JULY 1, 2013**

DESCRIPTION	FEE AMOUNT	ACCT CODE
Impound Fees: With Current license: Impound - Dog - 1 st Impound - Dog - 2 nd within 12 months Impound - Dog - 3 rd within 24 months Impound - Dog - 4 th within 36 months Unlicensed: Impound - Dog - 1 st Impound - Dog - 2 nd within 12 months Impound - Dog - 3 rd within 24 months Impound - Dog - 4 th within 36 months Other Fees: Impound - Cat/ Small Impound - Livestock After Hours Impound	\$ 27.00 \$ 65.00 \$ 108.00 \$ 161.00 \$ 44.00 \$ 81.00 \$ 166.00 \$ 215.00 \$ 27.00 \$ 54.00 \$ 27.00	214-3320.46719
Inspection Fee	\$ 50.00	
Unaltered Dog/Cat Penalty State law (Food & Ag. Code section 31751.7) mandates that a fine shall be levied against the owners of unaltered dogs and cats that are impounded. These fines are charged in addition to the City's redemption: Penalty - First Offense Penalty - Second Offense Penalty - Third Offense	\$ 35.00 \$ 50.00 \$ 100.00	214-3320.46719
Microchipping Fees: Microchipping of dogs and cats - includes microchip implant and registration on the Animal Shelter database. Pet owners may additionally register their pets directly with the American Kennel club by sending a \$6.25 registration fee: Adopted and "Return to Owner" animals Micro - Antioch Residents Micro - Non-residents	\$ 22.00 \$ 22.00 \$ 27.00	214-3320.46735
Vaccinations – Fee is per vaccination	\$ 16.00	214-3320.46716
Neuter or Spay Fees: Neuter Fees: Neuter – Feline/Canine Spay Fees: Spay – Feline/Canine	Vet Cost Vet Cost	214-3320.46734
Redemption Fees: Redemption fees to be charged to pet owner(s) upon the redemption of their pet: 1. Administration of reasonable veterinary medical treatments, which may be required in order to treat an injured and/or sick animal. 2. Medical treatments which may include the administration of veterinary drugs and/or medicinal products	Vet cost Vet Cost	214-3320.46733
Quarantine Fees: Quarantine Admin Fee - Home	\$ 49.00 + inspection fees	214-3320.46710

**CITY OF ANTIOCH
MASTER FEE SCHEDULE
UPDATED EFFECTIVE JULY 1, 2013**

DESCRIPTION	FEE AMOUNT	ACCT CODE
Quarantine Admin Fee - Shelter, plus Dog/board Cat or small animal Livestock	\$ 49.00+ board fees \$ 25.00 per day \$ 20.00 per day \$ 25.00 per day (at cost if not at Animal Shelter)	
Dog/Cat Vaccination	\$ 17.00	
Surrender Fees: Surrender - dog with license Surrender - dog unlicensed Surrender - puppy litter Surrender - kitten litter Surrender - small animals (rats, misc. hamsters, birds, snakes) Surrender - cat/rabbit/snake/lizard (2 lbs and larger) Surrender - vaccination for unvaccinated dogs & cats (fee is per vaccination)	\$ 27.00 \$ 49.00 \$ 38.00 \$ 38.00 \$ 12.00 \$ 27.00 \$ 17.00	214-3320.46725

COMMUNITY DEVELOPMENT

DESCRIPTION	FEE AMOUNT	ACCT CODE
PLANNING/ENGINEERING HOURLY RATES: Asst. City Engineer/Dep. Dir of Community Development Planner/Engineer/Sr. Public Works Inspector Public Works Inspector Community Development Technician All Other Staff Time Positions Not Listed Above	\$182 <u>186</u> /hour \$137 <u>140</u> /hour \$119 <u>122</u> /hour \$102 <u>104</u> /hour Fully <u>Burdened</u> Hourly Rate x 100% (based on 1800 hrs/yr)	Various
PLANNING FEES:		
Administrative Use Permit Fee	\$ 58.00 <u>59.00</u>	100-5130.46610
Application Extension	\$ 172.00 <u>176.00</u>	100-5130.46610
Environmental Document Preparation/Review	Developer pays full consultant cost plus 35% of contract to City for admin	
General Plan Maintenance Fee/residential permit	\$ 174.00 <u>178.00</u>	100-5130.46617
Home Occupation Review	\$ 43.00 <u>44.00</u>	100-5130.46610
Review of Building Permit/unit	\$ 114.00 <u>117.00</u>	100-5130.46610
Sign- Admin Approval	\$ 58.00 <u>59.00</u>	100-5130.46610
Specific Plan Admin	Developer pays full consultant cost plus 35% of contract to City for admin	100-5130.46610
Zoning Verification Letter	\$ 58.00 <u>59.00</u>	100-5130.46610
PLANNING DEPOSIT APPLICATIONS – The following are deposits required for the items of work. Actual costs will be billed monthly on a time and material basis: Annexations Design Review (deposit) Development Agreement (deposit) Final Development Plan (deposit) General Plan Amendment (deposit)	\$ 3,000.00 \$ 2,000.00 \$ 2,500.00 \$10,000.00 \$ 2,000.00	100-0000.27000

**CITY OF ANTIOCH
MASTER FEE SCHEDULE
UPDATED EFFECTIVE JULY 1, 2013**

DESCRIPTION	FEE AMOUNT	ACCT CODE
PLANNING DEPOSIT APPLICATIONS (Continued)-		100-0000.27000
Master Development Plan (deposit)	\$ 2,000.00	
Merger of Contiguous Parcels (deposit)	\$ 1,500.00	
Municipal Code Amendment Review (deposit)	\$ 2,000.00	
Preliminary Development Plan (deposit)	\$ 2,000.00	
Residential Development Application (deposit)	\$ 3,000.00	
Sign - Design Review Approval (deposit)	\$ 500.00	
Sign - Sign Program (deposit)	\$ 500.00	
Tentative Tract Map: 1-4 lots (deposit)	\$ 7,500.00	
Tentative Tract Map: 5 or more lots (deposit)	\$25,000.00	
Use Permit (deposit)	\$ 2,000.00	
Variance Review (deposit)	\$ 500.00	
Zoning/Rezoning Request (deposit)	\$ 2,000.00	
Administrative Use Permit (deposit)	\$ 1,500.00	
BUILDING FEES		
Pool Safety Fee – applies to all pools, hot tubs, or any structure capable of holding more than 18” of water	1/10 of 1% of valuation	100-5160.46650
Certified Access Specialist Consultation Fee	Actual Consultant Cost + 10% admin fee	100-5160.46651
Solar Photovoltaic System – Reso. #2008/30 (Building Permit Fee)	\$ 248.00	100-5160.42040
Residential Construction: Dwellings, sf Private Garages, sf Sheds less than 300 sf Building Permits, minimum	<u>Valuation:</u> \$108.67 <u>111.32</u> /sf \$ 42.10 <u>43.12</u> /sf \$ 13.95 <u>14.29</u> /sf \$ 74.79 <u>76.61</u>	100-5160.42040
Plumbing fee, sq ft; Mechanical fee, sq ft; Electrical fee, sq ft; and Insulation fee, sq ft Minimum fee - Plumbing fee, Mechanical fee, Electrical fee, and Insulation fee	<u>Valuation:</u> \$0.08/sf Commercial, and \$0.06/sf Residential for plumbing, mechanical, electrical and insulation \$ 74.79 <u>76.61</u>	100-5160.42040
Patios, carports, patio covers, sq ft Wood decks/lath patios, sq ft	<u>Valuation:</u> \$ 12.20 <u>12.49</u> / sq ft \$ 9.84 <u>10.08</u> /sq ft	100-5160.42040
Plan Check Fee	65% of Building Permit Fee	100-5160.46605
Green Building Verification & Compliance Fee	18% of Building Permit Fee (New residential & room additions) 15% of Building Permit Fee (New Commercial & Tenant Improvement with Title 24)	100-5160.46658
Pool, residential + plan check	\$ 40,000 valuation or contract value, whichever is greater	100-5160.42040
Pool, commercial + plan check	Contract Price	100-5160.42040
Spas + plan check	\$ 7,100 valuation	100-5160.42040
Doughboy (no plan check)	\$ 1,100 valuation	100-5160.42040
Special Inspections (verbal)	\$ 100.00	100-5160.42040
Special Inspections (written)	\$ 125.00	
Special Inspections/Reinspection (3 rd)	\$ 100.00	
Grading	Contract Price	100.5160.42040
Plot Plan Modification/Resubmittal - per lot	\$ 50.00	100-5160.42040

**CITY OF ANTIOCH
MASTER FEE SCHEDULE
UPDATED EFFECTIVE JULY 1, 2013**

DESCRIPTION	FEE AMOUNT	ACCT CODE
Changes to existing permits for new houses/permit	\$ 250.00	100-5160.42040
Reroof Under 20 squares with tear off Over 20 squares with tear off Comp over Comp	<u>Valuation:</u> \$ 6,500.00 \$10,000.00 \$ 4,500.00 Or contract value, whichever is greater	100-5160.42040
Technology Fee	2% of building permit fee	100-5160.46655
Energy Inspection Fee	2% of building permit fee	100-5160.46656
Accessibility Fee (Non-residential)	2% of building permit fee	100-5160.46657
Antioch 2012-2013 Building Permit Fees		
Total Valuation	2012-2013 Fee	
\$1 to \$2,000	\$ 74.79 <u>76.61</u>	
\$2,001 to \$25,000	\$ 74.79 <u>76.61</u> for the first \$2,000+ \$15.12 for each additional \$1,000 or fraction thereof, up to and including \$25,000	
\$25,001 to \$50,000	\$ 422.55 for the first \$25,000+ \$10.91 for each additional \$1,000 or fraction thereof, up to and including \$50,000	
\$50,001 to \$100,000	\$ 695.25 for the first \$50,000+ \$7.56 for each additional \$1,000 or fraction thereof, up to and including \$100,000	
\$100,001 to \$500,000	\$1,073.25 for the first \$100,000 + \$6.05 for each additional \$1,000 or fraction thereof, up to and including \$500,000	
\$500,001 to \$1,000,000	\$3,492.45 for the first \$500,000 + \$5.13 for each additional \$1,000 or fraction thereof, up to and including \$1,000,000	
\$1,000,001 and up	\$6,057.45 for the first \$1,000,000 + \$3.40 for each additional \$1,000 or fraction thereof	
ABATEMENT FEES (COMMUNITY DEV.)		
Abatement or impound vehicle, RV, boat, and/or trailer	\$ 175.00	100-5140.46025
Code Compliance Inspection Nuisance Codes	\$ 125.00	100-5140.46025
Public Nuisance Abatement – Administrative Cost	35% of actual abatement costs, or \$250, whichever is greater	100-5140.46020
Public Nuisance Abatement Assessment	Actual abatement cost - 100% to property owner	100-5140.46025
Release of Tax Lien	\$ 35.00 <u>59.00</u>	100-5140.46020
Sign Retrieval: 9 sq ft or smaller Larger than 9 sq ft	\$ 10.00 \$ 20.00	100-5140.46610
Storage of vehicles, boats, mobile equipment, etc. at City facility	\$20 per day minimum	100-5140.46610
Public Storage of Abated Article	Actual storage cost + 35% admin fee	100-5140.46020
RESIDENTIAL RENTAL INSPECTION PROGRAM (RRIP) (Reso 2007/57)		
Initial Registration (charged when the property enters the program)	\$ 63.00 <u>65.00</u>	
Inspection Fee (charged with enrollment or renewal of non self-certified properties from 1-4 units)	\$ 199.00 <u>204.00</u>	
Additional Unit Inspection Fee (charged per unit after 4 units)	\$ 10.00 <u>10.50</u>	
Annual Self-Certification/Renewal Fee (when eligible for self-certification)	\$ 28.00 <u>29.00</u>	
Re-Inspection Fee (charged for follow up inspections due to non-compliance found in initial inspection and first follow-up)	\$ 111.00 <u>114.00</u>	

**CITY OF ANTIOCH
MASTER FEE SCHEDULE
UPDATED EFFECTIVE JULY 1, 2013**

DESCRIPTION	FEE AMOUNT	ACCT CODE
MISCELLANEOUS COMMUNITY DEV. FEES:		
Annexation Review: (Fees subject to change by LAFCO, or State of California) Pass Through LAFCO Fee State Fee (Refer to State Board of Equalization Schedule for State Processing fee).		Pass through
City Annexation Fee – all fees to be escalated by the SF CPI, all consumers annually using 1984 base CPI as 1.00 <u>Commercial/Industrial Properties</u> <u>Residential Properties</u>	\$680 per 697 <u>per</u> gross acre <u>due at annexation; and</u> \$907 per 929 <u>per</u> gross acre <u>due with subdivision or building permit</u> \$680 per 697 <u>per</u> gross acre <u>due at annexation; and</u> \$907 per 929 <u>per</u> gross acre <u>due with subdivision or building permit</u> OR \$228 per 234 <u>per</u> gross acre <u>due at annexation; and</u> \$272 per 279 <u>per</u> lot <u>due with subdivision or building permit</u>	100-0000.27000
Annexation Fee in FUA #1 for Lone Tree Area	\$58.00 per 59.00 <u>per</u> acre	100-5130.42050
Waste Management Plan Processing	\$35.00	226-5225.47010
GIS Based Mapping Fee (transferred to County)	\$50/unit	100-0000.22024
City Base Map with Street grid 60 x 78 (wall size), 1:600 scale	\$60 61 with photo paper \$50 51 with heavyweight paper	573-1435.43200
City Base Map without street grid 60 x 78 (wall size), 1:600 scale	\$60 61 with photo paper \$50 51 with heavyweight paper	573-1435.43200
City Base Map 34x44	\$45 46 with photo paper \$40 41 with heavyweight paper	573-1435.43200
City Subdivision Map 34x44	\$45 46 with photo paper \$40 41 with heavyweight paper	573-1435.43200
General Plan Map 34x44	\$45 46 with photo paper \$40 41 with heavyweight paper	573-1435.43200

**CITY OF ANTIOCH
MASTER FEE SCHEDULE
UPDATED EFFECTIVE JULY 1, 2013**

PUBLIC WORKS

DESCRIPTION	FEE AMOUNT	ACCT CODE
Mobile Stage Rental/day	Within 20-mile radius: \$1,255 for first day, plus \$200/day. Outside 20-mile radius: \$1,255 for first day, plus \$118/hour for moving stage, plus \$200/day	621-2210.46820
Public Works Department Training Room Rental:		100-2140.46300
Government and Nonprofit Uses – per hour	\$ 51.00 52.00	
Commercial or Private Uses – per hour	\$ 86.00 88.00	
Public Works Services <u>Hourly Rates:</u>	<u>Fully Burdened Hourly Rate x 100% based on 1800 hours per year + cost of materials and equipment</u> <u>Actual labor costs, plus fringe benefits, 40% and overhead plus hourly cost of equipment and actual cost of materials.</u>	100-2160.46630 100-2180.46630 611-2310.46630 621-2210.47010 229-2585.47010 Various SLLMD accounts
Public Works Gate Keys	<u>\$50.00/key for cell tower access</u> \$50.00 100.00/key <u>refundable deposit</u> (all programs other locations)	100-2160.46630 611-2310.46630 621-2210.47010 229-2585.47010 SLLMD account
Sandbags (Limit 20/customer)	\$1.00/ea \$0.50/ea	621-2220-47010 611-2620-47010
Recreational Vehicle Storage Facility		255-4551.44810
Park Maintenance District 1A		
20 ft/25 ft spaces/month	\$ 50.00	
30 ft spaces/month	\$ 60.00	
40 ft spaces/month	\$ 70.00	
Flex Space (dependant on availability)	Per Master Fee rates listed above	
Lock-out fee (delinquent accounts)	\$ 19.00/ea	
Reconnect fee (reinstate accounts)	\$ 19.00/ea	
Replacement Gate Cards	\$ 19.00/ea	
Alarm user card replacement fee	\$ 19.00/ea	
Wait list fee for non-tenants (non-refundable)	\$ 25.00	
Park Maintenance Memorial Tree Grove: Tree, planting and memorial plaque	\$463.00 474.00	100-0000.22054
ENGINEERING FEES:		
Building Move	\$ 400.00	100-5180.42090

**CITY OF ANTIOCH
MASTER FEE SCHEDULE
UPDATED EFFECTIVE JULY 1, 2013**

DESCRIPTION	FEE AMOUNT	ACCT CODE
Encroachment Permit – Application and Processing	\$ 150.00	100-5150.42070
Encroachment agreement (permanent structure)	\$ 50.00	
Encroachment permit - More than \$100,000 project	Time & materials	
Encroachment Permit - \$0 - \$1,500 project	\$150.00 minimum	
Encroachment Permit - \$1,501- \$10,000 project	10% of valuation	
Encroachment Permit - \$10,001 - \$100,000 project	Additional 5% over \$10k	
Contract Admin (assume \$100,000 project)	25% of valuation	
Geological Reports	\$250.00	100.0000.27000
Sidewalk repair inspection (assume \$10,000 improvements)	10% of valuation	100-1250.46400
Wide Load Vehicle Permit (State law restricts this fee to \$16)	\$ 16.00	100-5180.42090
Sale of Maps and Documents:		Various
Plans & specs for PW contract, minimum	\$ 25.00	
Construction details/set	\$ 20.00	
Construction details/page	\$ 0.20	
Water System Master Plan, each	\$ 20.00	
Urban Water Management Plan, each	\$ 30.00	
FUA #2/East Lone Tree EIR	\$ 25.00	
East 18 th St Specific Plan	\$ 25.00	
Southeast Specific Plan	\$ 25.00	
Sand Creek Specific Plan	\$ 25.00	
Plan Sheet (18"x26") each	\$ 3.00	
Plan Sheet (24"x36") each	\$ 4.00	
Lone Tree Way Bridge & Arterial Benefit District (See Reso 92/254 concerning Lone Tree Corridor Overlapping Benefit District, AD No. 27/31)	Resolution 92/254	
Park In Lieu Fees (per unit):		216-2520.46640
Single Family, detached	\$1,050.00	
Single Family, attached	\$ 770.00	
Duplexes	\$ 665.00	
Multi-Family	\$ 665.00	
Mobile Home	\$ 665.00	
Southeast Community Park Surcharge (Mello Roos Area exempt)	\$ 200.00	
Fire Protection Fees (Ordinance #1097-C-S effective 9/8/07):		755-0000.25000
(A) Per single-family dwelling unit	\$ 591.00 605.00	
(B) Per multi-family dwelling unit	\$ 285.00 292.00	
(C) Per 1,000 sq ft of office space	\$ 376.00 385.00	
(D) Per 1,000 sq ft of commercial space	\$ 329.00 337.00	
(E) Per 1,000 sq ft of industrial space	\$ 219.00 224.00	
Traffic Signal Fees:		220-2540.46635
Residential - all types	\$ 373.00 382.00	
Commercial/industrial - greater of either:		
A. \$64/off-street parking space required by City code		
B. \$184/each daily peak hour trip traveling to and from Development based upon:		
Office - 2.5 trips/1,000 sq ft (gross) Commercial - 3 trips/1,000 sq ft (gross) Service/industrial - 2 trips/1,000 sq ft (gross)		
Hillcrest Bridge Benefit District (Hillcrest @ State	\$254/dwelling unit	391-2530.42100

**CITY OF ANTIOCH
MASTER FEE SCHEDULE
UPDATED EFFECTIVE JULY 1, 2013**

DESCRIPTION	FEE AMOUNT	ACCT CODE
Highway 4)		
Hillcrest Assessment District	\$239.07/unit	361-2590.42100
Lone Tree Corridor Overlapping Benefit District - AD #27/31 (Lone Diamond)	\$373.93/unit	376-2530.42100
ENGINEERING DEPOSIT APPLICATIONS – The following are deposits required for the items of work. Actual costs will be billed monthly on a time and material basis:		100-0000.27000
Lot Line Adjustment (deposit)	\$ 1,500.00	
Minor Subdivision Map Improvement Review 5 or less lots (deposit)	\$ 7,500.00	
Reversion to Acreage (deposit)	\$30,000.00	
Subdivision Final Map Improvement Review (deposit)	\$30,000.00	
Subdivision Inspection (deposit)	\$30,000.00	
Tentative Tract Map: 5 or more lots (deposit)	\$25,000.00	
Bacteriological Testing After Hydrant Repair	\$ 54.00 74.00	611-2310.46630
Bacteriological testing of new water main installations: any test required after initial bacteriological failure	\$ <u>\$31 per test + Fully Burdened Hourly Rate x 100% based on 1800 hours per year + cost of materials and equipment</u> 31.00 per test, plus all labor costs, fringe benefits and overhead	611-2310.46630
Metered water sales/100 cubic foot (Inside City): Zone I Zone II* Zone III* Zone IV* Outside City *Effective 7/1/11 Zones II, III and IV include pumping quantity surcharge	Effective 7/1/11 (Approved 6/22/10 Reso. 2010/44; amended eff. 9/14/11 Reso. 2011/58) \$2.15 2.28 \$2.24 2.37 \$2.35 2.49 \$2.59 2.75 Outside City: Double	611-2310.46825

**CITY OF ANTIOCH
MASTER FEE SCHEDULE
UPDATED EFFECTIVE JULY 1, 2013**

DESCRIPTION	FEE AMOUNT	ACCT CODE																						
<p>Backflow Prevention Device Testing:</p> <p><u>New Install Testing:</u> Backflow Test on new install and temporary construction (<u>non fireline</u>)</p> <p><u>Double Check Valve/Reduced Pressure Devices (monthly by meter size according to sizes listed below):</u> <u>Standard 5/8", 3/4" Meter Service Fee, \$13.89, plus the following:</u> <u>Double Check Valve/Reduced Pressure Devices (monthly by device size as listed below):</u></p> <p>5/8 inch, 3/4 inch</p> <p><u>1 inch</u></p> <p>1 1/2 inch</p> <p>2 inches</p> <p>3 inches</p> <p>4 inches</p> <p>6 inches</p> <p>8 inches</p> <p>10 inches</p> <p>Backflow Prevention Device Installation</p>	<p><u>Inside City</u> <u>Outside City</u> \$94.00<u>158.00</u>/each <u>Double</u></p> <p><u>\$13.89 plus rates below</u></p> <p style="text-align: center;"><u>Double Check/RP Device</u></p> <table style="width: 100%; border-collapse: collapse;"> <thead> <tr> <th style="text-align: left; width: 50%;"><u>Inside City</u></th> <th style="text-align: right; width: 50%;"><u>Outside City</u></th> </tr> </thead> <tbody> <tr> <td>\$ 3.27<u>13.46</u>3.51<u>7.08</u></td> <td style="text-align: right;">Double</td> </tr> <tr> <td><u>\$3.63</u>/<u>\$7.29</u></td> <td style="text-align: right;"><u>Double</u></td> </tr> <tr> <td>\$ 4.50<u>14.73</u>5.92<u>9.46</u></td> <td style="text-align: right;">Double</td> </tr> <tr> <td>\$ 6.25<u>18.36</u>6.40<u>10.01</u></td> <td style="text-align: right;">Double</td> </tr> <tr> <td>\$ 8.77<u>20.16</u>16.49<u>22.11</u></td> <td style="text-align: right;">Double</td> </tr> <tr> <td>\$ 13.79<u>27.57</u>23.37<u>26.93</u></td> <td style="text-align: right;">Double</td> </tr> <tr> <td>\$ 19.60<u>39.20</u>31.56<u>40.15</u></td> <td style="text-align: right;">Double</td> </tr> <tr> <td>\$ 41.80<u>83.60</u>58.78<u>70.59</u></td> <td style="text-align: right;">Double</td> </tr> <tr> <td>\$ 75.07<u>150.15</u>81.36<u>92.78</u></td> <td style="text-align: right;">Double</td> </tr> <tr> <td>Actual Cost</td> <td></td> </tr> </tbody> </table>	<u>Inside City</u>	<u>Outside City</u>	\$ 3.27 <u>13.46</u> 3.51 <u>7.08</u>	Double	<u>\$3.63</u> / <u>\$7.29</u>	<u>Double</u>	\$ 4.50 <u>14.73</u> 5.92 <u>9.46</u>	Double	\$ 6.25 <u>18.36</u> 6.40 <u>10.01</u>	Double	\$ 8.77 <u>20.16</u> 16.49 <u>22.11</u>	Double	\$ 13.79 <u>27.57</u> 23.37 <u>26.93</u>	Double	\$ 19.60 <u>39.20</u> 31.56 <u>40.15</u>	Double	\$ 41.80 <u>83.60</u> 58.78 <u>70.59</u>	Double	\$ 75.07 <u>150.15</u> 81.36 <u>92.78</u>	Double	Actual Cost		611.2330.46630
<u>Inside City</u>	<u>Outside City</u>																							
\$ 3.27 <u>13.46</u> 3.51 <u>7.08</u>	Double																							
<u>\$3.63</u> / <u>\$7.29</u>	<u>Double</u>																							
\$ 4.50 <u>14.73</u> 5.92 <u>9.46</u>	Double																							
\$ 6.25 <u>18.36</u> 6.40 <u>10.01</u>	Double																							
\$ 8.77 <u>20.16</u> 16.49 <u>22.11</u>	Double																							
\$ 13.79 <u>27.57</u> 23.37 <u>26.93</u>	Double																							
\$ 19.60 <u>39.20</u> 31.56 <u>40.15</u>	Double																							
\$ 41.80 <u>83.60</u> 58.78 <u>70.59</u>	Double																							
\$ 75.07 <u>150.15</u> 81.36 <u>92.78</u>	Double																							
Actual Cost																								
<p>Fire Protection:</p> <p>Fire Protection water service charge for unmetered connections to water system equipped with a detector check assembly for privately owned sprinklers, hydrants, or other outlets used for firefighting; Monthly Standard 5/8", 3/4" Meter Service Fee \$13.89<u>14.72</u> plus the following:</p> <p>Fire sprinkler requires 1" Double Check Detector Backflow Test on ALL new fireline installations</p> <p><u>New Install Testing:</u> Test on Residential Properties Test on Commercial Properties (<u>Detector Assemblies</u>)</p> <p>4 inches and under</p> <p>6 inches</p> <p>8 inches</p> <p>10 inches</p> <p>Backflow Prevention Device Installation</p>	<p><u>\$13.89</u><u>14.72</u> plus rates below <u>Double Check Detector Assembly (DCDA)</u></p> <table style="width: 100%; border-collapse: collapse;"> <thead> <tr> <th style="text-align: left; width: 50%;"><u>Inside City</u></th> <th style="text-align: right; width: 50%;"><u>Outside City</u></th> </tr> </thead> <tbody> <tr> <td>\$ 94.00<u>158.00</u></td> <td style="text-align: right;"><u>Double</u></td> </tr> <tr> <td>\$ 188.00<u>316.00</u></td> <td style="text-align: right;"><u>Double</u></td> </tr> <tr> <td>\$ 13.79<u>27.57</u>32.41</td> <td style="text-align: right;">Double</td> </tr> <tr> <td>\$ 19.60<u>39.20</u>42.19</td> <td style="text-align: right;">Double</td> </tr> <tr> <td>\$ 41.80<u>83.60</u>68.40</td> <td style="text-align: right;">Double</td> </tr> <tr> <td>\$ 75.07<u>150.15</u>93.66</td> <td style="text-align: right;">Double</td> </tr> <tr> <td>Actual Cost</td> <td></td> </tr> </tbody> </table>	<u>Inside City</u>	<u>Outside City</u>	\$ 94.00 <u>158.00</u>	<u>Double</u>	\$ 188.00 <u>316.00</u>	<u>Double</u>	\$ 13.79 <u>27.57</u> 32.41	Double	\$ 19.60 <u>39.20</u> 42.19	Double	\$ 41.80 <u>83.60</u> 68.40	Double	\$ 75.07 <u>150.15</u> 93.66	Double	Actual Cost		611-2310-46825						
<u>Inside City</u>	<u>Outside City</u>																							
\$ 94.00 <u>158.00</u>	<u>Double</u>																							
\$ 188.00 <u>316.00</u>	<u>Double</u>																							
\$ 13.79 <u>27.57</u> 32.41	Double																							
\$ 19.60 <u>39.20</u> 42.19	Double																							
\$ 41.80 <u>83.60</u> 68.40	Double																							
\$ 75.07 <u>150.15</u> 93.66	Double																							
Actual Cost																								

**CITY OF ANTIOCH
MASTER FEE SCHEDULE
UPDATED EFFECTIVE JULY 1, 2013**

DESCRIPTION	FEE AMOUNT	ACCT CODE
Hydrant Meter Water Installation: Deposit for Hydrant Meter Hydrant Meter Monthly Charge Installation and/or Relocation Hydrant water usage/unit (per Rate Study adopted by Reso. 2010/44) <u>Backflow Protection on Hydrant Meter (when applicable):</u> <u>Deposit on Backflow Device</u> <u>Test on RP (new install test)</u> <u>Monthly Charge for RP</u>	\$ 718.50 <u>761.61</u> \$ 37.63 <u>39.89</u> \$ 69.84 <u>74.03</u> \$ 6.33 <u>6.71</u> (outside City fees doubled per Reso. 2010/44) \$519.51 \$158.00 Per rates for device sizes listed above	611-2310.46825
Water Utility Penalty, 10% of unpaid bill	10%	611-2310.46830
Water Service Charge for Monthly Maintenance of Water Lines by Meter Size: 5/8", 3/4" 1" 1-1/2" 2" 3" 4" 6" 8" 10" 12"	Effective 7/1/11 (Approved 6/22/10) Reso. 2010/44: <u>Inside City</u> <u>Outside City</u> \$ 13.89 <u>14.72</u> Double \$ 22.49 <u>23.84</u> Double \$ 42.49 <u>45.04</u> Double \$ 67.30 <u>71.34</u> Double \$ 139.53 <u>147.90</u> Double \$ 219.59 <u>232.77</u> Double \$ 434.72 <u>460.80</u> Double \$ 645.80 <u>684.55</u> Double \$ 1,383.73 <u>1,466.75</u> Double \$ 2,499.50 <u>2,649.47</u> Double	611-2310.46840
Water for Construction/home: (Slab-Prestressing exercises)	\$ 27.00 <u>28.00</u>	611-2310.46845
<u>Water Meter Installation:</u> Single Family Residential: New Subdivision With Lateral 3/4" meter with remote reading 1" meter with remote reading Existing Subdivision, Lateral Not Installed: Water Meter/lateral installation, except single family residential (all sizes)	\$ 279.83 \$ 487.94 Actual Cost Actual Cost	611-2310.46850
Backflow device penalties, 10% of unpaid bill	10% of unpaid bill	611-2310.46855
Water turn on/off (nonpayment/late payment penalty) Water Meter Tests – service charge Water Meter Replacement Meter Reread (no charge if City error) Water Turn On/Off (same day or after hours)-next business day Water Turn On – same day service if paid before 12:00pm Water Turn On – same day service if paid after 12:00pm Water Turn Off to private/vacant property – same day service if paid before 12:00pm	\$ 62.57 <u>50.00</u> Time & Materials Time & Materials \$ 43.49 \$ 129.00 <u>No Charge</u> \$ 86.00 \$ 175.00 \$ 129.00 <u>86.00</u>	611-2310.46830

**CITY OF ANTIOCH
MASTER FEE SCHEDULE
UPDATED EFFECTIVE JULY 1, 2013**

DESCRIPTION	FEE AMOUNT	ACCT CODE
Water: Turn Off to private/vacant property (same day or after hours) <u>same day service if paid after 12:00pm</u>	<u>\$ 175.00</u>	
Water: Meter Tampering + parts & labor	<u>\$212.24 230.00 minimum</u>	
<u>Return Trips – Meter Flow/Meter Reread</u>	<u>\$ No Charge for for first visit only, service is provided next business day</u>	
<u>Return Trips – charge for each subsequent visit, returning for the same reason – same day service if paid before 12:00pm</u>	<u>\$ 86.00 each subsequent visit</u>	
<u>Return Trips – charge for each subsequent visit, returning for the same reason – same day service if paid after 12:00pm</u>	<u>\$ 175.00 each subsequent visit</u>	
<u>Water: Meter Tests and Water Meter Replacement - charge when requested by customer</u>	<u>Fully Burdened Hourly Rate x 100% based on 1800 hours per year + cost of materials and equipment</u>	
<u>Water: Meter Replacement – charge when requested by customer</u>	<u>Fully Burdened Hourly Rate x 100% based on 1800 hours per year + cost of materials and equipment</u>	
Water Deposits: Residential	\$ 90.00 (requires guaranteed funds)	Deposit Acct: 611-0000.22100
Commercial	1.5 times month avg	
Meter: Key Checkout, deposit	<u>\$105.00150.00</u>	611-2310-47010
Meter: Key charge if not returned within 30 days	<u>\$105.00150.00</u>	
Delinquent sewer charges, % of unpaid bill	10%	621-2210-46820
Sewer: Lateral Maintenance/month/unit	\$ 0. <u>2930</u>	621-2210-46820
Sewer: Service/month	\$ <u>9.94</u> 10.34 ; <u>effective 7/1/11</u> per Reso. 2010/45	
Fee to televise sewer mains	\$0. <u>9599</u> /ft + time/materials	621-2210.46630
Southeast Gravity Sewer Fee/unit, per city ordinance #846-C-S	\$652.00	623-2570.46810
Fee for inspection/certification of storm water collection facilities – C-3 requirements	\$133.00 plus time and materials for inspection/repair or replacements costs	229-2585.47010

WATER & SEWER FACILITY RESERVE FEES

In January 2003, the three components for capacity charges (connection, annex, and storage) were combined into one charge (612-2560.46860) in order to improve administration and reduce the complexity of capacity charge development and implementation. Sewer connection fees are reported in 622-2570.46810. Water Storage Fees, Water Service District Annexation Fees and Water and Sewer Connection Fees shall automatically adjust in each succeeding year in accordance with the “Engineering News Record Cost of Construction Index”.

Water Meter Size or Customer Class	Sewer Connection 622-2570.46810	Water Capacity 612-2560.46860	Total Water Capacity & Sewer Connection
Non-Residential: ¾ inch, 5/8 inch	<u>\$2,229,502,280.78</u>	<u>\$5,900,496,036.20</u>	<u>\$8,129,998,316.98</u>
1-inch	<u>\$4,826,504,937.51</u>	<u>\$9,834,1510,060.34</u>	<u>\$14,660,6514,997.85</u>
1-1/2 inch	<u>\$8,656,648,855.74</u>	<u>\$19,668,2920,120.66</u>	<u>\$28,324,9328,967.40</u>
2-inch	<u>\$13,850,6214,169.18</u>	<u>\$31,469,2732,193.06</u>	<u>\$45,319,8946,362.24</u>
3-inch	<u>\$27,701,2428,338.37</u>	<u>\$59,004,8860,361.99</u>	<u>\$86,706,1288,700.36</u>
4-inch	<u>\$43,283,1844,278.69</u>	<u>\$98,341,47100,603.32</u>	<u>\$141,624,65144,882.01</u>
6-inch	<u>\$86,566,3788,557.40</u>	<u>\$196,682,93201,206.64</u>	<u>\$283,249,30289,764.04</u>
8-inch	<u>\$138,506,19141,691.83</u>	<u>\$444,089,35454,303.41</u>	<u>\$582,595,54595,995.24</u>
10-inch	<u>\$251,042,47256,816.45</u>	<u>\$452,370,74462,775.27</u>	<u>\$703,413,21719,591.72</u>
12-inch	<u>\$372,235,38380,796.79</u>	<u>\$845,736,60865,188.54</u>	<u>\$1,217,971,981,245,985.33</u>
Residential:			

**CITY OF ANTIOCH
MASTER FEE SCHEDULE
UPDATED EFFECTIVE JULY 1, 2013**

Single dwelling unit	\$2,229,502,280.78	\$5,900,496,036.20	\$8,129,998,316.98
Duplex (2 dwelling unit)	\$4,459,014,561.57	\$9,213,049,424.94	\$13,672,0513,986.51
Additional dwelling units	\$386,57395.46	\$4,562,274,667.20	\$4,948,845,062.66

MARINA

DESCRIPTION	FEE AMOUNT	ACCT CODE
Open berths (length of boat, all overhangs included, or berth, whichever is greater) per month. Does not include electric power.	\$5.75/ft/mo	631-2410.44830
Covered berth (length of boat, all overhangs included, or berth, whichever is greater) per month. Does not include electric power.	\$7.25/ft/mo	631-2410.44830
Electric Sub Meter charge/month, at PG&E prevailing rates for the type of service, adjusted for time of year.	Charge at PG&E established rates per kwh for the type of service, adjusted for time of year	631-2410.44830
Skiff berths: DOES NOT INCLUDE WATER, POWER, AND USE OF MARINA SHOWERS. Open boat only. Maximum length overall (LOA) with all extensions, including outboard motor in the stored (up) position. Maximum 19' LOA/month Maximum 16' LOA/month Maximum 14' LOA/month Skiff berths: Use of showers/month	 \$ 40.00 \$ 34.00 \$ 30.00 \$ 15.00	631-2410.44830
Live-aboard fees/month	First person - \$75.00; each additional person - \$50.00	631-2410.44830
Wait-list fee for non-tenants (non-refundable)	\$ 50.00	631-2410.44840
Transient overnight vessels: Vessels less than 35'/night Vessels 35' to 44'/night Vessels 45' and over per night	 \$ 15.00 \$ 20.00 \$ 25.00	631-2410.44830
Dock boxes/month Lien sale filing fee Vessel chaining (impound) fee - each occurrence Vessel de-watering (pumping) fee. First pumping is free; thereafter, charge is \$60.00/pumping. Labor fee for re-tying, moving, towing, salvaging, repairing, installing, removing, cleaning, etc., per hour (in ½ hour minimum increments) Materials used to re-tie, repair, install, remove, etc.	 \$ 5.00 \$100.00 \$150.00 \$ 60.00 \$ 60.00 \$15.00 Cost + 20%	631-2410.47010
Boat Launch Fees (per reso 2011/75): Daily rate Annual pass (January – December)	 \$ 5.00 \$100.00	631-2425.46030

**CITY OF ANTIOCH
MASTER FEE SCHEDULE
UPDATED EFFECTIVE JULY 1, 2013**

DESCRIPTION	FEE AMOUNT	ACCT CODE
is required. Example: 0-100 guests = 1 security guard, 101-200 guests = 2 security guards and 201-300 guests = 3 security guards, etc. The security personnel are required to be present at the beginning of the event to the end.		
Jensen Family Picnic Grove: Picnic Rental Areas: Three picnic areas are available to rent on a daily basis. Applicants may reserve any combination of picnic areas that fit their needs. (All areas combined will accommodate 160 guests)		219-4450.46135
All Areas: Picnic Alcohol Day Use Permit \$15.00		219-4450.46135
Area 4, Capacity 40 Hourly Rate Daily Rate (8am to dusk)	\$ 20.00/hr - minimum of 2 hours \$100.00	219-4450.46135
Area 3, Capacity 50 Hourly Rate Daily Rate (8am to dusk)	\$ 22.00/hr - minimum of 2 hours \$110.00	219-4450.46135
Area 2, Capacity 70 Hourly Rate Daily Rate (8am to dusk)	\$ 25.00/hr - minimum of 2 hours \$125.00	219-4450.46135
Athletic Fields: <u>Regular Sessions (Day Use - 1 Hr Minimum)</u> A. The following are for Private Youth and Adult regular day use sessions.		
City Park Field Memorial Field Complex Field Neighborhood Park Fields	\$ 19.00 20.00 \$ 15.00 \$ 19.00 20.00 \$ 15.00	219-4450.46135 219-4450.46135 219-4450.46135 219-4450.46135
Day Use - The rate for all parks when scheduled by Youth Sports Group is \$8.00 9.00/hour. Soccer teams 18 years and over are classified as adult.		
B. The following are for Private Youth and Adult regular night use sessions.		
City Park Field Memorial Field Complex Field	\$ 52.00/hr \$ 42.00/hr \$ 52.00/hr	219-4450.46135 219-4450.46135 219-4450.46135
<u>Tournament Use</u> Private Youth Hardball /Team Private Youth and Adult Softball/team Private Youth and Adult Soccer/team Security deposit for softball and soccer	\$ 90.00 \$ 65.00 \$ 65.00 \$105.00	219-4450.46135
<u>Cancellation Fees</u> (Cancellation fees are the same for both softball and soccer.) Administrative fee for cancellations	\$ 50.00	219-4450.46135
Tournaments: Less than 60 days' notice Less than 10 days' notice	Security deposit Use fee	
Concessions Food concession operated by City contractor during all activities sufficient enough to justify opening, or \$505 per day to keep concessions closed.		219-4480.46135
Little League Prep, City Facilities Sports Complex Field Prep Staff/Tractor Rental	\$35.00per prep \$35.00per prep \$25.00/hr	219-4450.46135

**CITY OF ANTIOCH
MASTER FEE SCHEDULE
UPDATED EFFECTIVE JULY 1, 2013**

DESCRIPTION	FEE AMOUNT	ACCT CODE
Field Lining/Painting - Soccer-Baseball Fields	\$25.00/hr+Material Cost	
PREWETT PARK:		641-4630.46110
Daily Admission – Weekend/Holidays	\$ 14.00	
Daily Admission - Weekday	\$ 12.00	
Daily Admission - After 4:00 pm	\$ 6.00	641-4630.46110
Active Military/Seniors	\$ 6.00	
Early Bird Slider Party 10:30 am – 11:45 am (use of 2 slides or sport pool)	\$ 230.00	
Antioch Resident Season Pass		641-4630.46112
Single Season Pass	\$ 65.00	
Single Season Pass- Early Discount	\$ 48.75	
After purchase of 3 regular price single passes	\$ 55.00	
Early Discount after purchase of 3 single passes	\$ 41.25	
Early discount of 25% if purchased by Opening Day		
Non-Resident Pass		641-4630.46124
Single Season Pass	\$ 70.00	
Single - Early Discount	\$ 52.50	
After purchase of 3 regular price single passes	\$ 60.00	
Early Discount after purchase of 3 single passes	\$ 45.00	
Early discount of 25% if purchased by Opening Day		
Park Buy-Outs - 3 hours (as available) 6:30 - 9:30 pm or 7:00 – 10:00 pm	\$1,800.00	641-4630.46122
Groups:		641-4630.46120
10 or more:		
Weekend	\$ 12.00	
Weekday	\$ 10.00	
50 or more:		
Weekend & Weekday	\$ 9.00	
Lost Season Pass (new card issued)	\$ 5.00	641-4630.46010
Locker Rental – Small	\$ 1.00	641-4630.46010
Locker Rental - Large	\$ 2.00	641-4630.46010
Lost locker key	\$ 10.00	641-4610.46010
Multi-Use Room <u>with Patio</u> (Commercial & Private)	\$ 80.00 <u>120.00</u> /hr	641-4640.44810
Conference Room	\$ 53.00/hr	
Classroom	\$ 53.00/hr	
Patio Area	\$ 30.00/hr	
Multi-Use Room <u>with Patio</u> (Non-profit)	\$ 53.00 <u>90.00</u> /hr	641-4640.44810
Conference Room	\$ 35.00/hr	
Classroom	\$ 35.00/hr	
Patio Area	\$ 20.00/hr	
Room cleaning deposit (refundable)	\$ 500.00	641-4640.44810
Alcohol use fee (non-refundable)	\$ 100.00 <u>15.00</u>	
Security Guard	\$ 50.00 <u>30.00</u> /hr per guard in attendance	
Police Response Deposit (refundable)	\$ 500.00	
Alcohol Use: If alcohol will be served, a security guard is required. Example: 0-100 guests = 1 security guard, 101-200 guests = 2 security guards and 201-300 guests = 3 security guards, etc. The security personnel are required to be present at the beginning of the event to the end.		

**CITY OF ANTIOCH
MASTER FEE SCHEDULE
UPDATED EFFECTIVE JULY 1, 2013**

DESCRIPTION	FEE AMOUNT	ACCT CODE
Prewett Aquatics Fees— Fees set to cover all direct costs such as instructors, staff, materials, and contracted services, plus necessary overhead. City costs include arranging of programs and the use of City facilities.	Fees set to cover all direct costs \$10.00 added when non-resident	641-4620.46135
Group Rate Swim Lessons (25-30 minutes) for youngsters with smaller student/teacher ratio; 35 minutes for upper levels with higher student/teacher ratio): Resident Non-Resident	\$ 49.00 \$ 59.00 \$ 55.00 \$ 65.00	
Private Swim Lessons (8-25-30 minute sessions): Resident Non-Resident	\$115.00 \$125.00	
Water Aerobics (36-1 hr sessions) Resident Non-Resident Drop-In Fee	\$115.00 \$125.00 \$ 5.00	
Lap Swim (24-1.5 Hr sessions) Resident Non-Resident Drop-In Fee	\$72.00 \$82.00 \$ 5.00	
New Antioch Community Center		219-4495.44810
<u>Commercial/ Private</u> Community Hall (full ballroom) Community Hall (1/2 ballroom) Community Hall (1/4 ballroom) Gymnasium Multi-Purpose Room Amphitheatre Lobby With Ballroom Full Service Catering Kitchen Kitchen Sanitation Fee Community Hall Projector and Screen Community Hall Screen Alone Classroom Projector and Screen Classroom Screen Alone Podium Microphone Wireless Microphone Date Change/ Cancellation Fee Late Payment Fee (if paid less than 30 days prior to event)	 \$ 239.00/hr \$2,151.00/10hr rate \$ 134.00/hr \$1,206.00/10 hr rate \$ 84.00/hr \$ 756.00/10 hr rate \$ 70.00/hr sporting events \$1,250.00 half day event use \$2,500.00 full day event use \$ 74.00/hr \$ 130.00/hr \$1,170.00/10 hr rate \$ 120.00/hr \$ 75.00/hr \$ 45.00/hr \$ 75.00/day \$ 150.00/day \$ 50.00/day \$ 80.00/day \$ 30.00/day \$ 25.00 \$ 15.00 \$ 22.00 \$ 35.00 \$ 30.00	
<u>Non-Profit</u> 25% off Commercial/Private fees Room Cleaning Deposit (refundable) Alcohol use fee (non-refundable) Security Guard Police Response Deposit (refundable)	 \$ 500.00 \$ 15.00 \$ 50.00 \$ 30.00/hr per guard in attendance \$ 500.00	

**CITY OF ANTIOCH
MASTER FEE SCHEDULE
UPDATED EFFECTIVE JULY 1, 2013**

DESCRIPTION	FEE AMOUNT	ACCT CODE
Alcohol Use: If alcohol will be served, a security guard is required. Example: 0-100 guests = 1 security guard, 101-200 guests = 2 security guards and 201-300 guests = 3 security guards etc. The security personnel are required to be present at the beginning of the event to the end.		
Prewett Grand Plaza: Plaza Rental Areas: Two picnic areas are available to rent on an hourly or daily basis. Picnic Alcohol Day Use Permit \$15.00	<u>\$15.00/per day</u>	219-4495.44810
<u>Grand Plaza Rental Deposit</u>	<u>\$75.00</u>	<u>219-0000.22000</u>
Plaza Area A – Capacity 60 Hourly Rate Daily Rate (8am to dusk)	\$ 25.00/hr – minimum of 2 hours \$125.00	219-4495.44810
Plaza Area B – Capacity 50 Hourly Rate Daily Rate (8am to dusk)	\$ 22.00/hr \$110.00	219-4495.44810
Plaza A & B – Capacity 120 Hourly Rate Daily Rate (8am to dusk)	\$ 45.00/hr \$225.00	

CIVIC ARTS

DESCRIPTION	FEE AMOUNT	ACCT CODE
Lynn House Gallery	\$500.00 for a minimum of 5 hours. Deposit fee \$100*. \$25.00 Cancellation/postponement fee 30 days before event. No deposit refund if cancellation within 30 days before event. Supplemental fee to cover direct costs for additional accommodations (e.g., furniture, furnishings, etc.) *Non-profit & other special events: Fee to cover direct costs.	215-4320.44810 Deposit: 215-0000.2200

MISCELLANEOUS

DESCRIPTION	FEE AMOUNT	ACCT CODE
Business License Application Fee	\$ 30.00	100-1250.41150
Business License Verification Fee	\$ 25.00 each	100-1250.41150
Business License Stickers on vehicles, taxicabs	\$ 5.00 each	100-1250.41150
Processing of Criminal Complaint	\$150.00 (includes court costs)	100-1250.41140
Drainage Fee Processing of Total Districts: D-55	½ of 1%	100-1250.46400

**CITY OF ANTIOCH
MASTER FEE SCHEDULE
UPDATED EFFECTIVE JULY 1, 2013**

DESCRIPTION	FEE AMOUNT	ACCT CODE
D-56 J-29 D-29 DA-130	½ of 1% ½ of 1% ½ of 1% ½ of 1%	
School Impact Fees, % of revenue	1%	100-1250.46400
Fire Protection Fees, % of revenue	1%	100-1250.46400
COBRA Administration fees, % of premium	2%	100-1250.46400
Returned or rejected items charges	\$ 25.00 minimum CA Civil Code Section 1719. (a) \$25.00 first, \$35.00 subsequent checks; or triple the amount of the check if under CA Civil Code Section 1719. (a)(2) "mailed by certified mail."	100-1250.47010
STAFF TIME HOURLY BILLABLE RATES: City Attorney All Staff Time Charges Not Specifically Listed Elsewhere	Fully <u>Burdened</u> Hrly Rate ± 35.51% (based on 1800 hrs/yr) Fully <u>Burdened</u> Hrly Rate x 100% (based on 1800 hrs/yr)	Various
Administrative Appeals Fee	\$ 50.00	100-1250.46400
Citation Appeals Fee (pursuant to Section 1-5.05 of AMC)	Deposit equal to amount of fine	
Surcharge on unpaid invoices over 30 days, % Of unpaid amount	10%	100.1250.46400
<u>Other Service Charges</u> Agenda Mailing/year Minutes Mailing/year Business License List <u>– current active listing, per list</u> Business License Labels New Business List <u>4month – per month</u> <u>New Business List – prepaid for year</u> Business License List on Disk Master Fee Resolution Financial Reports City Budget Initiative Fee Copies - letter/legal size: Four pages or less – free Five pages or more CD/DVD Production/Reproduction GIS maps (573-1435-46010)	\$ 48.00 \$ 48.00 \$ 50.00 \$ 75.00 \$ 5.00 <u>\$ 60.00</u> \$ 50.00 \$ 6.00 \$ 20.00 \$ 20.00 \$200.00 \$ 0.20 per page for all pages \$ 10.00 \$ 40.00	
Records & Information Research	Actual cost of labor plus 25% overhead	
Council Chambers Governmental Uses: Audio/Visual Technician & equipment rental rate/hour Deposit (refunded after walk-thru to verify clean and no equipment is missing)	Actual cost paid to technician by renter of Council Chambers \$100.00	
Senior Discounts are offered for the following: 1. Waiver of the monthly water service charge (for accounts with established discount prior to April 26, 2011) 2. 50% discount on dog licenses (with proof of discount from Allied Waste)		

**CITY OF ANTIOCH
 MASTER FEE SCHEDULE
 UPDATED EFFECTIVE JULY 1, 2013**

DESCRIPTION	FEE AMOUNT	ACCT CODE
3. Garbage service (application is forwarded to Allied Waste) Requirements to qualify for the senior discount are as follows: <ol style="list-style-type: none"> 1. Sixty-two (62) years of age or older and total household income of no more than the very low income limits for 1 person tied to the Oakland-Fremont area as established by the U.S. Department of Housing and Urban Development Program Income Limits. Household income includes Social Security and all retirement benefits. In the case of a husband and wife, it is the total yearly amount of income earned; OR 2. Disabled as established by the Social Security Administration Supplemental Income Program for the aged, blind, and disabled. 		

**STAFF REPORT TO THE CITY COUNCIL
FOR CONSIDERATION AT THE MEETING OF MAY 25, 2013**

Prepared by: Mindy Gentry, Senior Planner *MG*
Approved by: Tina Wehrmeister, Community Development & Recreation Director *TW*
Date: May 23, 2013
Subject: PW 652 – Golden Bow Estates (Dhyanyoga)

RECOMMENDATION

Staff recommends that the City Council uphold the Planning Commission's recommendation (7-0) and deny the request for an amendment to City Council Resolution 2001/38 to remove the single-story restriction and allow a two-story home on Lot 4 of the Golden Bow Estates.

REQUEST

Scott Broder requests an amendment to condition of approval number 60e from City Council Resolution 2001/38 to remove the single story restriction from Lot 4 of the Golden Bow Estates. The amendment would allow the construction of a single family home up to 35' in height. The project is located at 3501 Ram Court (**APN: 076-680-004**). (Attachment "A").

BACKGROUND INFORMATION

On May 1, 2013, the Planning Commission heard the subject request and recommended denial of the amendment to the City Council (Attachment "B"). The Planning Commission recommended denial based on several reasons; the first being that the architect indicated during a community meeting that the development would try and use as many single story homes as possible, especially on the north side which abuts existing residences. Further, only three of the twelve lots now have single story restrictions and the Commission felt that to reduce the single-story lot restriction to only two did not seem to meet the intent of the project architect's suggestion to address the neighbor's concerns. Secondly, the privacy concerns expressed by the neighbors during the original approval process were still evident and the Commission did not want to undermine the preceding Commission and Council decision.

In 2001, the City Council approved a tentative subdivision map to subdivide the subject property and the surrounding property into thirteen lots, twelve custom single-family home lots and one lot for a spiritual facility (Attachment "C"). The conditions of approval contained a provision restricting six of the twelve lots to single story homes.

In July of 2003, the applicant requested a one-year extension of the approval for the tentative map (Attachment "D"). The request also included removing the single story restriction on Lots 9, 10, and 11 (Attachment "E"). The request for removal of the single story restriction was based on the new information available at completion of the civil engineering drawings. The final grade for Lots 9, 10, and 11 was lower than originally anticipated and would now allow for the construction of two story homes that would not impact the privacy of the existing residential neighborhood.

4

5-28-13

	Proposed Finished Pad Elevation	Existing Lot Elevation – Adjacent Residences
Lot 9	97.0	105.7
Lot 10	99.2	105.8
Lot 11	100.7	110.4

The final map was recorded on the property on July 19, 2004. Subsequently, two building permits for homes on Lots 3 and 6 have been issued.

ENVIRONMENTAL

On April 24, 2001, the City Council adopted a Negative Declaration (ND) for this project in conformance with the California Environmental Quality Act. Based on the Initial Study, it was determined that the project was not going to have any impacts to the environment. The project originally contemplated 12 parcels with custom single family homes. A subsequent environmental document does not need to be prepared because 1) no changes to the project are proposed requiring revisions to the previous ND due to the involvement of new significant environmental effects or a substantial increase in the severity of previously identified significant effects, 2) no substantial changes have occurred with respect to the circumstances under which the project is undertaken which will require major revisions of the previous ND due to the involvement of new significant environmental effects or a substantial increase in the severity of previously identified significant effects, and 3) no new information of substantial importance, which was not known and could not have been known with the exercise of reasonable diligence or at the time the previous ND was adopted.

ANALYSIS

Issue #1: Project Overview

The applicant is requesting an amendment to the conditions of approval on the tentative map for the Golden Bow Estates (Attachment "F"). The applicant is requesting the single story restriction be removed from Lot 4 to reduce the overall footprint of the house and to provide more space for landscaping. Lot 4 is located on Ram Court and shares a fence with 3330 and a small part of 3326 S. Francisco Way. The subject lot size is approximately 9,351 square feet. The final grade elevation on the subject lot is 106 feet and the adjacent property, 3330 S. Francisco Way, has a finished grade of 98 feet, which is a difference of 8 feet. There is an existing pine tree on the adjacent property with a diameter of 42 feet and an overall height of 65 feet (Attachment "G"). The applicant is proposing a conceptual two story house on Lot 4 with an overall height of 25'4" with an architectural element consisting of a clerestory window for lighting purposes at a height of 30'4".

During the public hearing process for the original approval of the Golden Bow Estates, the architect indicated that during the community meetings, the development would use as many single-story homes as possible, especially on the north end of the site abutting the residential neighborhood (Attachment "H"). There was also a discussion in the minutes from the Planning Commission hearing in regards to the procedure for the individual lot owners to request an amendment to the conditions of approval to build a two-story home if the owners were interested in pursuing removing the one-story restriction.

Based on the 2003 tentative map extension approval, three of the lots had the single-story provision removed, leaving Lots 2, 3, and 4 for single-story homes. The owner of Lot 2 has not been in contact with the City thus far for a building permit and Lot 3 currently has a single story home in the final stages of construction. Lot 6 is under construction with a two-story home.

Issue #2: Land Use

The subject property has a General Plan designation of Medium Low Density Residential and a zoning designation of Planned Development (PD). The surrounding land uses and zoning designations are as noted below:

North: Single family residential (PD)
South: Single family residential – Golden Bow Estates (PD)
East: Dhyanyoga spiritual facility (PD)
West: Single family residential (PD)

Issue #3: Proposed House Design

The main reason for the single-story restriction on the subject lot was due to neighbor's concerns regarding the loss of privacy and the finished height of the pads. The applicant approached the conceptual design of the home with the intent to mitigate the privacy concerns by having the house constructed on the southern side of the property, recessing the second story, and the planting of nine 36" box coniferous trees. These factors coupled with the existing 65' pine tree and the line of sight study from the north elevation showing a restricted view of the adjacent properties was not enough to alleviate the concerns of the neighbors and the Planning Commission. The pad height for the subject house is 8' higher than the adjacent Lot 697 (3330 S. Francisco Drive), which concerned the Planning Commission regarding the overall height of the two-story home compared to the existing homes on S. Francisco Drive as well as the loss of privacy. Further, the large proposed trees would be planted over an irrigation easement with pipes underground, which raised concerns about the roots causing damage to the pipes. These concerns resulted in the Planning Commission recommending denial of the request to the Council.

Issue #4: Community Response

The response regarding the project from the surrounding community has been mixed. At the Planning Commission hearing two neighbors spoke against the project. One of the neighbors (3326 S. Francisco Street, Lot 696) expressed concerned with the two-story house because of the grade difference between his lot and the subject lot. Within the same vein of comments, the other neighbor (3334 S. Francisco Drive, Lot 698) expressed concern over visual issues and having a large two-story structure behind his house. The resident of 3326 S. Francisco Drive also submitted a letter to the City opposing the proposed project, but would not be in attendance at the City Council meeting (Attachment "I").

Several letters were also submitted in support of the project from the residents of the Golden Bow Estates (Attachment "J"). The project engineer also spoke on behalf of the applicant during the Planning Commission hearing stating he felt that the visual issues had been mitigated appropriately.

FINANCIAL IMPACT

None.

OPTIONS

1. Approve the request. An alternate resolution has been provided.
2. Continue the item with direction to staff.

ATTACHMENTS

- A: Aerial Photo
- B: Staff Report and Minutes from the May 1, 2013 Planning Commission Meeting
- C: Staff Report and Minutes from the April 24, 2001 City Council Meeting
- D: Staff Report and Minutes from the July 22, 2003 City Council Meeting
- E: Project Architect's Request from 2003 Tentative Map Request Removing the Single-Story Restrictions from Lots 9, 10, and 11
- F: Lot 3 Owner's Request to Remove the Single-Story Restriction
- G: Site Photos
- H: Planning Commission Minutes Excerpt from the June 4, 2003 Hearing
- I: Letter Opposing Removal of the One-Story Restriction
- J: Letters Supporting Removal of the One-Story Restriction

RESOLUTION NO. 2013/**

**RESOLUTION OF THE CITY COUNCIL OF THE CITY OF ANTIOCH DENYING AN
AMENDMENT TO THE CONDITIONS OF APPROVAL OF
CITY COUNCIL RESOLUTION 2001/38**

WHEREAS, the City of Antioch did receive a request from Scott Broder for an amendment to condition of approval number 60e from City Council Resolution 2001/38 to remove the single story restriction from Lot 4 of the Golden Bow Estates. The amendment would allow the construction of a single family home up to 35' in height. The project is located at 3501 Ram Court (**APN: 076-680-004**) and,

WHEREAS, a Negative Declaration was prepared and adopted by the City Council on April 24, 2001 in conformance with CEQA; and

WHEREAS, a subsequent environmental document is not required because 1) no changes to the project are proposed requiring revisions to the previous ND due to the involvement of new significant environmental effects or a substantial increase in the severity of previously identified significant effects, 2) no substantial changes have occurred with respect to the circumstances under which the project is undertaken which will require major revisions of the previous ND due to the involvement of new significant environmental effects or a substantial increase in the severity of previously identified significant effects, and 3) no new information of substantial importance, which was not known and could not have been known with the exercise of reasonable diligence or at the time the previous ND was adopted.

WHEREAS, on April 24, 2001 the City Council duly held a public meeting, received and considered evidence, both oral and documentary; and

WHEREAS, the City Council was able to make all of required findings for approval of a Tentative Subdivision Map; and

WHEREAS, on July 22, 2003, the City Council duly held a public meeting, received and considered evidence, both oral and documentary; and

WHEREAS, the City Council was able to make all of required findings for approval of an amendment to a Tentative Subdivision Map; and

WHEREAS, the final map for the Golden Bow Estates was recorded on July 19, 2004; and

WHEREAS, the Planning Commission duly gave notice of public hearing as required by law; and,

WHEREAS, on May 1, 2013, the Planning Commission duly held a public hearing on the matter, and received and considered evidence, both oral and documentary; and

WHEREAS, the Planning Commission recommended to the City Council denial of the amendment to City Council Resolution 2001/38; and

WHEREAS, the City Council duly gave notice of public hearing as required by law; and

WHEREAS, on May 28, 2013, the City Council duly held a public hearing on the matter, and received and considered evidence both oral and documentary; and

RESOLUTION NO. 2013/**

May 28, 2013

Page 2

NOW, THEREFORE BE IT RESOLVED that the City Council of the City of Antioch does hereby DENY an amendment to the conditions of approval for City Council Resolution 2001/38 to allow a two story structure on Lot 4 of the Golden Bow Estates subdivision.

* * * * *

I HEREBY CERTIFY that the foregoing resolution was passed and adopted by the City Council of the City of Antioch at a regular meeting held thereof on the 28th day of May 2013 by the following vote:

AYES:

NOES:

ABSENT:

ARNE SIMONSEN, City Clerk

RESOLUTION NO. 2013/**

**RESOLUTION OF THE CITY COUNCIL OF THE CITY OF ANTIOCH APPROVING AN
AMENDMENT TO THE CONDITIONS OF APPROVAL OF
CITY COUNCIL RESOLUTION 2001/38**

WHEREAS, the City of Antioch did receive a request from Scott Broder for an amendment to condition of approval number 60e from City Council Resolution 2001/38 to remove the single story restriction from Lot 4 of the Golden Bow Estates. The amendment would allow the construction of a single family home up to 35' in height. The project is located at 3501 Ram Court (**APN: 076-680-004**) and,

WHEREAS, a Negative Declaration was prepared and adopted by the City Council on April 24, 2001 in conformance with CEQA; and

WHEREAS, a subsequent environmental document is not required because 1) no changes to the project are proposed requiring revisions to the previous ND due to the involvement of new significant environmental effects or a substantial increase in the severity of previously identified significant effects, 2) no substantial changes have occurred with respect to the circumstances under which the project is undertaken which will require major revisions of the previous ND due to the involvement of new significant environmental effects or a substantial increase in the severity of previously identified significant effects, and 3) no new information of substantial importance, which was not known and could not have been known with the exercise of reasonable diligence or at the time the previous ND was adopted.

WHEREAS, on April 24, 2001 the City Council duly held a public meeting, received and considered evidence, both oral and documentary; and

WHEREAS, the City Council was able to make all of required findings for approval of a Tentative Subdivision Map; and

WHEREAS, on July 22, 2003, the City Council duly held a public meeting, received and considered evidence, both oral and documentary; and

WHEREAS, the City Council was able to make all of required findings for approval of an amendment to a Tentative Subdivision Map; and

WHEREAS, the final map for the Golden Bow Estates was recorded on July 19, 2004; and

WHEREAS, the Planning Commission duly gave notice of public hearing as required by law; and,

WHEREAS, on May 1, 2013, the Planning Commission duly held a public hearing on the matter, and received and considered evidence, both oral and documentary; and

WHEREAS, the Planning Commission recommended to the City Council denial of the amendment to City Council Resolution 2001/38; and

WHEREAS, the City Council duly gave notice of public hearing as required by law; and

WHEREAS, on May 28, 2013, the City Council duly held a public hearing on the matter, and received and considered evidence both oral and documentary; and

RESOLUTION NO. 2013/**

May 28, 2013

Page 2

NOW, THEREFORE BE IT RESOLVED that the City Council of the City of Antioch does hereby APPROVE an amendment to the conditions of approval for City Council Resolution 2001/38 to allow a two story structure on Lot 4 of the Golden Bow Estates subdivision, subject to the conditions of the original approval contained in City Council Resolution 2001/38 with the following modifications:

1. Lot 4 may be developed with a two-story home.
2. The house on Lot 4 shall be located on the southern portion of the lot as shown on the Broder Residence plans, dated December 20, 2012, with review and approval by staff.
3. No balconies shall be constructed on the north elevation of the home on Lot 4.
4. Nine (9) or more 36" evergreen box trees shall be planted along the northern and eastern property lines. Placement and species shall be subject to staff review and approval.

* * * * *

I HEREBY CERTIFY that the foregoing resolution was passed and adopted by the City Council of the City of Antioch at a regular meeting held thereof on the 28th day of May 2013 by the following vote:

AYES:

NOES:

ABSENT:

ARNE SIMONSEN, City Clerk

ATTACHMENT "A"

AERIAL PHOTO



ATTACHMENT "B"

STAFF REPORT TO THE PLANNING COMMISSION FOR CONSIDERATION AT THE MEETING OF MAY 1, 2013

Prepared by: Mindy Gentry, Senior Planner *MG*
Date: April 25, 2013
Subject: PW 652 – Golden Bow Estates (Dhyanyoga)

RECOMMENDATION

It is recommended that the Planning Commission recommend approval to the City Council of an amendment to City Council Resolution 2001/38 to remove the restriction allowing only a single story home on Lot 4 of the Golden Bow Estates.

REQUEST

Scott Broder requests an amendment to condition of approval number 60e from City Council Resolution 2001/38 to remove the single story restriction from Lot 4 of the Golden Bow Estates. The amendment would allow the construction of single family home up to 35' in height. The project is located at 3501 Ram Court (**APN: 076-680-004**). (Attachment A).

BACKGROUND

In 2001, the City Council approved a tentative subdivision map to subdivide the subject property and the surrounding property into thirteen lots, twelve custom single-family home lots and one lot for a spiritual facility (Attachment B). The conditions of approval contained a provision restricting six of the twelve lots to single story homes.

In July of 2003, the applicant requested a one-year extension of the approval for the tentative map (Attachment C). The request also included removing the single story restriction on Lots 9, 10, and 11 (Attachment D). The request for removal of the single story restriction was based on the new information due to the completion of the civil engineering drawings. The final grade for Lots 9, 10, and 11 was lower than originally anticipated and would now allow for the construction of the two story homes that would not impact the privacy of the existing residential neighborhood.

	Proposed Finished Pad Elevation	Existing Lot Elevation – Adjacent Residences
Lot 9	97.0	105.7
Lot 10	99.2	105.8
Lot 11	100.7	110.4

The final map was recorded on the property on July 19, 2004. Subsequently, two building permits for homes on Lots 3 and 6 have been issued.

ENVIRONMENTAL

On April 24, 2001, the City Council adopted a Negative Declaration (ND) for this project in conformance with the California Environmental Quality Act. Based on the Initial Study, it was determined that the project was not going to have any impacts to the environment. The project originally contemplated 12 parcels with custom single family homes. A subsequent environmental document does not need to be prepared because 1) no changes to the project are proposed requiring revisions to the previous ND due to the involvement of new significant environmental effects or a substantial increase in the severity of previously identified significant effects, 2) no substantial changes have occurred with respect to the circumstances under which the project is undertaken which will require major revisions of the previous ND due to the involvement of new significant environmental effects or a substantial increase in the severity of previously identified significant effects, and 3) no new information of substantial importance, which was not known and could not have been known with the exercise of reasonable diligence or at the time the previous ND was adopted.

ANALYSIS

Issue #1: Project Overview

The applicant is requesting an amendment to the conditions of approval on the tentative map for the Golden Bow Estates (Attachment E). The applicant is requesting the single story restriction be removed from Lot 4 to reduce the overall footprint of the house and to provide more space for landscaping. Lot 4 is located on Ram Court and shares a fence with 3330 and a small part of 3326 S. Francisco Way. The subject lot size is approximately 9,351 square feet. The final grade elevation on the subject lot is 106 feet and the adjacent property, 3330 S. Francisco Way, has a finished grade of 98 feet, which is a difference of 8 feet. There is an existing pine tree with a diameter of 42 feet and an overall height of 65 feet (Attachment F). The applicant is proposing a conceptual two story house on Lot 4 with an overall height of 25'4" with an architectural element consisting of a clerestory window for lighting purposes at a height of 30'4".

During the public hearing process for the Golden Bow Estates, the architect indicated that during the community meetings, the residents were informed that they would use as many single-story homes as possible, especially on the north end of the site abutting the residential neighborhood (Attachment G). There was also a discussion in the minutes from the Planning Commission hearing in regards to the procedure for the individual lot owners to request an amendment to the conditions of approval to build a two-story home if the owners were interested in pursuing removing the one-story restriction.

Based on the 2003 tentative map extension approval, three of the lots had the single-story provision removed, leaving Lots 2, 3, and 4 for single-story homes. The owner of Lot 2 has not been in contact with the City thus far for a building permit and Lot 3 currently has a single story home in the final stages of being constructed. Lot 6 is under construction with a two-story home.

Issue #2: Land Use

The subject property has a General Plan designation of Medium Low Density Residential and a zoning designation of Planned Development (PD). The surrounding land uses and zoning designations are as noted below:

North: Single family residential (PD)
South: Single family residential – Golden Bow Estates (PD)
West: Dhyanyoga spiritual facility (PD)
East: Single family residential (PD)

Issue #3: Proposed House Design

The main reason to the single-story restrictions on the subject lot was due to neighbor's concerns regarding the loss of privacy and the finished height of the pads. The home being proposed on Lot 4 is proposed to be constructed on the southern side of the property with a detached garage on the northwestern side. The second story of the home is recessed from the single story footprint along the northern fence line. The applicant has provided a line of site study from a window on the north elevation, illustrating the viewer has a restricted line of sight to the house and backyard of 3330 S. Francisco Way. There is a large pine tree that would obscure the line of site as well. The applicant is also proposing planting nine (9) coniferous 36" box trees to alleviate any potential concerns from the neighbors regarding the loss of privacy. Due to the pyramidal shape of the conifers, staff is recommending that the coniferous trees be replaced with evergreen trees that have a substantial rounded canopy. Based on the placement of the house and the proposed landscaping, staff is comfortable with the request with the addition of conditions memorializing the location of the home on the southern property line, no balconies shall be constructed on the north side of the house, and at a minimum nine (9) evergreen trees be planted along the northern and eastern property line. The evergreen tree species will be reviewed and approved by staff.

ATTACHMENTS

- A: Aerial Photo
- B: Staff Report and Minutes from the April 24, 2001 City Council Meeting
- C: Staff Report and Minutes from the July 22, 2004 City Council Meeting
- D: Project Architect's Request from 2003 Tentative Map Request Removing the Single-Story Restrictions from Lots 9, 10, and 11
- E: Lot 3 Owner's Request to Remove the Single-Story Restriction
- F: Site Photos
- G: Planning Commission Minutes Excerpt from the June 4, 2003 Hearing

**CITY OF ANTIOCH PLANNING COMMISSION
RESOLUTION NO. 2013-****

**RESOLUTION OF THE PLANNING COMMISSION OF THE CITY OF ANTIOCH
RECOMMENDING APPROVAL TO THE CITY COUNCIL FOR AN AMENDMENT TO
THE CONDITIONS OF APPROVAL OF RESOLUTION 2001/38**

WHEREAS, the City of Antioch did receive a request from Scott Broder for an amendment to condition of approval number 60e from City Council Resolution 2001/38 to remove the single story restriction from Lot 4 of the Golden Bow Estates. The amendment would allow the construction of single family home up to 35' in height. The project is located at 3501 Ram Court (**APN: 076-680-004**) and,

WHEREAS, a Negative Declaration was prepared and adopted by the City Council on April 24, 2001 in conformance with CEQA; and

WHEREAS, a subsequent environmental document does not need to be prepared because 1) no changes to the project are proposed requiring revisions to the previous ND due to the involvement of new significant environmental effects or a substantial increase in the severity of previously identified significant effects, 2) no substantial changes have occurred with respect to the circumstances under which the project is undertaken which will require major revisions of the previous ND due to the involvement of new significant environmental effects or a substantial increase in the severity of previously identified significant effects, and 3) no new information of substantial importance, which was not known and could not have been known with the exercise of reasonable diligence or at the time the previous ND was adopted.

WHEREAS, on April 24, 2001 the City Council duly held a public meeting, received and considered evidence, both oral and documentary; and

WHEREAS, the City Council was able to make all of required findings for approval of a Tentative Subdivision Map; and

WHEREAS, on July 22, 2003, the City Council duly held a public meeting, received and considered evidence, both oral and documentary; and

WHEREAS, the City Council was able to make all of required findings for approval of an amendment to a Tentative Subdivision Map; and

WHEREAS, the final map for the Golden Bow Estates was recorded on July 19, 2004; and

WHEREAS, the Planning Commission duly gave notice of public hearing as required by law; and,

WHEREAS, on May 1, 2013, the Planning Commission duly held a public hearing on the matter, and received and considered evidence, both oral and documentary.

NOW THEREFORE BE IT RESOLVED that the Planning Commission of the City of Antioch does hereby recommend **APPROVAL** to the City Council of an amendment to the conditions of approval for PW 652, subject to the conditions of the original approval contained in City Council Resolution 2001/38 with the following modifications:

1. Lot 4 may be developed with a two-story home.
2. The house on Lot 4 shall be located on the southern property line as shown on the Broder Residence plans, dated December 20, 2012, with review and approval by staff.
3. No balconies shall be constructed on the north elevation of the home on Lot 4.
4. Nine (9) or more 36" evergreen box trees shall be planted along the northern and eastern property lines. Placement and species shall be subject to staff review and approval.

* * * * *

I HEREBY CERTIFY the foregoing resolution was duly adopted by the Planning Commission of the City of Antioch, County of Contra Costa, State of California, at a regular meeting of said Planning Commission held on the 1st day of May, 2013.

AYES:

NOES:

ABSTAIN:

ABSENT:

Tina Wehrmeister
Secretary to the Planning Commission

**CITY OF ANTIOCH PLANNING COMMISSION
RESOLUTION NO. 2013-05**

**RESOLUTION OF THE PLANNING COMMISSION OF THE CITY OF ANTIOCH
RECOMMENDING DENIAL TO THE CITY COUNCIL FOR AN AMENDMENT TO THE
CONDITIONS OF APPROVAL OF RESOLUTION 2001/38**

WHEREAS, the City of Antioch did receive a request from Scott Broder for an amendment to condition of approval number 60e from City Council Resolution 2001/38 to remove the single story restriction from Lot 4 of the Golden Bow Estates. The amendment would allow the construction of single family home up to 35' in height. The project is located at 3501 Ram Court (**APN: 076-680-004**) and,

WHEREAS, on April 24, 2001 the City Council duly held a public meeting, received and considered evidence, both oral and documentary; and

WHEREAS, the City Council was able to make all of required findings for approval of a Tentative Subdivision Map; and

WHEREAS, on July 22, 2003, the City Council duly held a public meeting, received and considered evidence, both oral and documentary; and

WHEREAS, the City Council was able to make all of required findings for approval of an amendment to a Tentative Subdivision Map; and

WHEREAS, the final map for the Golden Bow Estates was recorded on July 19, 2004; and

WHEREAS, the Planning Commission duly gave notice of public hearing as required by law; and,

WHEREAS, on May 1, 2013, the Planning Commission duly held a public hearing on the matter, and received and considered evidence, both oral and documentary.

NOW THEREFORE BE IT RESOLVED that the Planning Commission of the City of Antioch does hereby recommend **DENIAL** to the City Council of an amendment to the conditions of approval of Resolution 2001/38 for PW 652.

* * * * *

Bl

I HEREBY CERTIFY the foregoing resolution was duly adopted by the Planning Commission of the City of Antioch, County of Contra Costa, State of California, at a regular meeting of said Planning Commission held on the 1st day of May, 2013.

AYES: Sanderson, Hinojosa, Azevedo, Motts, Miller, Baatrup and Westerman

NOES: None

ABSTAIN: None

ABSENT: None

Tina Wehrmeister
Secretary to the Planning Commission

Vice Chair Hinojosa clarified with staff that the Municipal Code allows extensions up to two years but that the Planning Commission has discretion to extend to whatever time they desire.

Commissioner Baatrup clarified with staff that there is not a limit on the times that conditions can be extended. Also that historically extensions longer than two years have not been done. SP Gentry did note that the architecture of this project was praised by the Planning Commission when originally approved and that nothing stands out in the conditions to provide concern to staff.

OPENED PUBLIC HEARING

There was no one in the audience wishing to speak on this matter. The applicant was not present although staff was expecting him to attend.

Commissioner Azevedo said that it may be advisable to move this matter down on the agenda to allow applicant to attend and that if he doesn't show that the matter can be continued.

On motion by Commissioner Azevedo and seconded by Commissioner Miller, the Planning Commission continued this item to the end of the agenda.

AYES: *Sanderson, Hinojosa, Azevedo, Motts, Miller, Baatrup, and Westerman*
NOES: *None*
ABSTAIN: *None*
ABSENT: *None*

- 3. PW 652** – Scott Broder requests an amendment to condition of approval number 60e from City Council Resolution 2001/38 to remove the single story restriction from Lot 4 of the Golden Bow Estates. The amendment would allow the construction of single family home up to 35' in height. The project is located at 3501 Ram Court (**APN: 076-680-004**).

Senior Planner Gentry provided a summary of the staff report dated April 25, 2013.

OPENED PUBLIC HEARING

Cheryl Amand, on behalf of Scott Broder, said that she is familiar with Mr. Broder's plans, that she is also a resident of the Golden Bow Estates and that her residence is currently under construction. She distributed a letter to the Planning Commissioners from James Koch and Tulsi Gottfredson, who own property on the south side of Scott Broder's property. She said that the Golden Bow community was requested by council to be a development of custom homes. Scott has plans for his dream home but he does have sensitivity to the concerns heard about privacy for neighbors and that on the north side facing South Francisco, Scott will have no view of any residences. She said that he has designed his home so that the lower portion is on the south side and closer to Ram Court.

Commissioner Azevedo clarified with Ms. Amand that Mr. Broder has seen the resolution and that he is in agreement.

Commissioner Azevedo mentioned that there were previous concerns about privacy with lots 696, 697 and 698. He was concerned with the window for lot 698 and the line of sight looking into that backyard. He discussed with Ms. Amand the importance of planting and maintaining the trees to serve as a buffer.

Commissioner Miller expressed that the trees should be evergreen and not trees where the leaves would fall off to which Ms. Amand said that the applicant is happy to put in what the Commission desired.

SP Gentry said that it was recommended that the trees have a more rounded canopy than the trees proposed and that they be evergreen. She said that the applicant would be working with staff for the selection of the trees.

Vice Chair Hinojosa asked Ms. Amand about this being proposed as a partial two-story. Ms. Amand said that the part of the home on the north side will be one story, that the rise of the home will be on his property closest to Ram Court and that he is proposing not to have any view of homes to the north of him through trees and construction.

Vice Chair Hinojosa referenced the site plan and confirmed with SP Gentry that the window would be recessed on the north side and not entirely flush with the wall on that side. SP Gentry said that the home plans are very preliminary at this point and that staff is recommending no balconies on the north side.

Commissioner Motts clarified with Ms. Amand that the window feature was for light, not viewing, and that there is no hall or room connected with it.

Michael Hechathorn spoke to say that he has an office in town and has reviewed these plans. He said that they look pretty all inclusive, removing any visual issues with surrounding houses.

Chris Beckwith, resident at 3334 South Francisco, said that his home is directly over the fence and down the hill from the property in question. He said that the homes were proposed as one story, that he has been against this, that people visiting his property don't have anything good to say about the custom homes and that he is concerned about the visual issues. He said that he does not want to see a two story behind him, that a one story is tall enough and feels this will make it difficult for him to sell his home.

Commissioner Miller clarified with Mr. Beckwith that 3334 South Francisco would be lot number 698.

William Saunders said that while he wants to be a good neighbor, his yard level is 12 to 15 feet lower than the level they are building on. He said that this is a pretty intrusive structure, that he does not wish to look at it every day and that people living on his side of the street are not happy to face that big wall. He said that the owner of the home

between Chris and himself is on the road six days a week and that he is probably not aware of the issue and how it will affect their property values. He said the tree that they have already causes them nightmares with droppings and damaging root systems. He stated his concern that in the future what happens if Mr. Broder chooses to remodel and that it would be unfair to the people who already live there without some restrictions.

Commissioner Motts discussed with Mr. Saunders the view consideration.

Commissioner Miller confirmed with Mr. Saunders that his address is 3326 South Francisco.

CLOSED PUBLIC HEARING

Commissioner Baatrup discussed with staff the easement shown, the type of easement not known and that there are probably restrictions to prevent things from being built on top of it.

REOPEN PUBLIC HEARING

Mr. Hechathorn said that this easement is a private water supply easement for water well on lot 2 that feeds the 12 houses and the church facility down the hill for irrigation only with backflow preventers. He said to address the previous concerns that a house up the street sold recently for ten to twenty thousand over the asking price with multiple offers.

RECLOSE PUBLIC HEARING

Commissioner Baatrup expressed his general concern with planting trees in easements and he is opposed to planting large trees in this easement. He said that by planting trees to alleviate the imposition to neighbors, that there is an acknowledgement of privacy. He asked staff about the architectural design and the flat roofs jumping out as inconsistent and going against design guidelines established for communities.

SP Gentry said that there is no design review for custom single family homes and that although the original plans were reviewed by an architect, she would have to check to see if a staff level review was done as well. She said that this is not your typical subdivision.

Commissioner Azevedo said that given previous discussions regarding keeping homes to single story and the considerations of fences, trees and all kinds of things, he has not heard anything to overturn that and that he will not be supporting this amendment.

Commissioner Motts discussed with SP Gentry that the house would be subject to review by staff including the 40% lot coverage, the appropriate setbacks, and compliance with all requirements.

Commissioner Baatrup clarified with staff that out of the 12 lots there are only 3 single stories. SP Gentry said that prior to the previous Planning Commission approval, there

were community meetings and that although they were to use as many single story homes as possible that if a homeowner wanted to come back through the process to remove the restriction that it would be on a case by case basis.

Commissioner Baatrup said that with only 3 out of 12 single stories, that he cannot support this change.

Vice Chair Hinojosa said that as a policy matter she does not feel that the Commission should undermine predecessor decisions. She does not feel that this proposed project has evidence enough to overturn the previous decision and that she is inclined to deny the recommendation by staff.

CA Nerland confirmed that there would be a unanimous motion to deny but that this would be a recommendation to the City Council to deny, that this would be heard by City Council on May 28th and that all parties would be given notice.

RESOLUTION NO. 2013-05

On motion by Commissioner Azevedo and seconded by Commissioner Baatrup, the Planning Commission recommended to City Council that PW 652 be denied.

AYES: Sanderson, Hinojosa, Azevedo, Motts, Miller, Baatrup and Westerman
NOES: None
ABSTAIN: None
ABSENT: None

ITEM 2 REOPENED

SP Gentry requested that the item be continued to a date certain to the next Planning Commission meeting of May 15, 2013.

On motion by Commissioner Azevedo and seconded by Commissioner Baatrup, the Planning Commission continued this item to May 15, 2013.

AYES: Sanderson, Hinojosa, Azevedo, Motts, Miller, Baatrup, and Westerman
NOES: None
ABSTAIN: None
ABSENT: None

ORAL COMMUNICATIONS

Commissioner Westerman said that he will not be present for either meeting in June.

Commissioner Miller said that he will not be present for the first meeting in June but should be back for the second meeting.

ATTACHMENT "C"

STAFF REPORT TO THE CITY COUNCIL FOR CONSIDERATION AT THE COUNCIL MEETING OF APRIL 24, 2001

PREPARED BY: Tina Wehrmeister, Assistant Planner *tw*

APPROVED BY: Victor Carniglia, Deputy Director of Community Development *VC*

DATE: April 19, 2001

SUBJECT: RESOLUTION OF THE CITY COUNCIL OF THE CITY OF ANTIOCH APPROVING A TENTATIVE MAP FOR THE VICINITY OF THE WEST SIDE OF CONTRA LOMA BLVD., APPROXIMATELY 1,100 FEET NORTH OF JAMES DONLON BLVD. (PW-652)

RECOMMENDATION

It is recommended that the City Council:

1. Adopt the Negative Declaration; and
2. **APPROVE** the proposed Tentative Major Subdivision Map to subdivide two parcels into thirteen parcels subject to the conditions contained in the attached resolution.

BACKGROUND

The Planning Commission considered this item at the regular meeting of April 4, 2001. After holding the public hearing and considering all testimony, the Planning Commission voted 5 – 0 with two Commissioners absent, to recommend approval of this project to the City Council. A copy of the staff report and minutes from this meeting are attached for the Council's review.

ENVIRONMENTAL

A Negative Declaration is proposed for adoption. A copy of the Initial Study is attached. The Planning Commission reviewed the Negative Declaration and Initial Study at the April 4, 2001 meeting and recommended adoption.

ANALYSIS

The applicant requests approval of a tentative subdivision map that would subdivide two existing parcels into thirteen parcels. Twelve parcels will be custom single-family residential lots and the thirteenth parcel will be developed with a proposed spiritual facility pending use permit approval. The property has a General Plan designation of Medium Low Density Residential. The site is located on the west side of Contra Loma

Blvd., approximately 1,100 feet north of James Donlon Blvd. At the April 4, 2001 meeting, the Planning Commission voted, 5-0 to recommend approval of this project to the City Council.

The Planning Commission staff report for this project is attached, dated April 4, 2001. Please refer to this staff report as it includes the information necessary to review this proposal. The following bullet items outline the key issues brought up at the Commission meeting and identify changes the Commission made to the conditions of approval.

- **Architectural Guidelines:** The applicant is proposing architectural guidelines for the subdivision in order to ensure a high quality development. The draft guidelines are attached to the Planning Commission staff report. The Commission approved the following changes to the conditions relating to the architectural guidelines:

60b) The minimum house size for this subdivision shall be ~~2,000~~ 1,700 sq. ft.

60c) Roofing material shall be concrete tile or composition shingle roofing. Buildings shall be finished in stucco or ~~hardboard~~ real wood siding.

60g) One member of the architectural review committee shall be a licensed architect.

- **Masonry Wall:** Staff has recommended a condition requiring that the developer install a masonry wall on the east property lines of lots 4 though 9. This condition will avoid a patchwork of fencing which would be visible from Contra Loma Blvd. Masonry walls along the north and south property lines of the lot designated for the spiritual center will be conditioned as part of the use permit. There was some concern from the public regarding proper construction of masonry walls associated with this project. To address this concern, the Commission amended condition #54 and added condition #65 as follows:

54) A decorative masonry wall is required on the east property lines of lots 4 though 9. The wall shall be located at the top of the adjacent down slope. The applicant shall construct the wall at the time of construction of infrastructure improvements for the subdivision. The design and engineering of the wall shall be subject to staff approval.

65) Any masonry wall constructed as a result of this project shall be subject to staff design and engineering review.

- **Almond Trees:** The owner of lot 87 located in the Centennial Park subdivision, expressed her concern regarding the potential loss of existing almond trees near her property line. The Commission directed staff and the applicant to try to come up with a solution to preserve these trees. Staff met with the property owner, the project engineer, the architect, and a representative of Dhyanyoga Centers, Inc. at

the project site and determined that the trees can be preserved. The said trees are located directly adjacent to the rear property line of lot 87 in an area that will not require grading. Staff has added the following condition to address this issue:

66) The almond trees located adjacent to lot 87, located in the Centennial Park subdivision, shall be preserved and not removed or damaged as a result of nearby grading.

FINANCIAL IMPACT

None. The developer and/or, in the case of custom lots, future homeowners, are required to pay all fees and will pay for all costs of construction and maintenance until the City Council accepts the improvements.

ATTACHMENTS

- Attachment A: April 4, 2001 Planning Commission Staff Report, Architectural Guidelines, and Initial Study
- Attachment B: April 4, 2001 Planning Commission Minutes
- Attachment C: Traffic Study

OPTIONS

1. Approve the project. A resolution to approve this project is attached.
2. Deny the project. A resolution to deny this project is also attached.

RESOLUTION NO. 2001/38

**RESOLUTION OF THE CITY COUNCIL OF THE CITY OF ANTIOCH
APPROVING A TENTATIVE MAP FOR THE VICINITY OF THE WEST SIDE OF
CONTRA LOMA BLVD., APPROXIMATELY 1,100 FEET NORTH OF JAMES
DONLON BLVD. (PW 652)**

WHEREAS, on April 4, 2001, the Planning Commission duly held a public hearing, received and considered evidence, both oral and documentary, regarding a Tentative Map to allow the subdivision of two lots into thirteen lots, twelve custom family lots and one 3.44 acre lot and voted 5-0 to recommend approval to the City Council; and

WHEREAS, on April 24, 2001, the City Council duly held a public hearing, received and considered evidence, both oral and documentary, regarding a Tentative Map to allow the subdivision of two lots into thirteen lots, twelve custom single family lots and one 3.44 acre lot; and

WHEREAS, based on the traffic study, the project's impacts do not exceed the level of service requirement for traffic and other infrastructure established by Measure "C" (Contra Costa County Sales Tax/Transportation Initiative).

WHEREAS, the proposal is as follows:

To **APPROVE** the proposed Tentative Major Subdivision Map to subdivide two parcels into thirteen parcels, 12 custom single-family lots and one 3.44 acre lot located on the west side of Contra Loma Blvd., approximately 1,100 feet north of James Donlon Blvd (PW-652).

NOW THEREFORE BE IT RESOLVED, pursuant to the California Environmental Quality Act and City implementing procedures, the City Council does adopt a Negative Declaration for this project; and

BE IT FURTHER RESOLVED that the City Council of the City of Antioch does hereby make the following required findings for a Tentative Subdivision Map:

- 1) That the subdivision, design and improvements are consistent with the General Plan (Government SS 66473.5);
- 2) That the subdivision complies with the Housing Element as it relates to regional and local needs (Government SS 66412.3);
- 3) That the subdivision will comply with future passive or natural heating or cooling opportunities as required by Government SS 66473.1; and
- 4) That the subdivision complies with local ordinances.

BE IT FURTHER RESOLVED that the City Council of the City of Antioch, after reviewing the staff report and considering testimony offered, approve the Tentative Subdivision Map for 6.82 acres of land located on the west side of Contra Loma Blvd., approximately 1,100 feet north of James Donlon Blvd (PW-652), subject to the following conditions:

STANDARD CONDITIONS

- 1) That the lots and improvements within the development comply with the City of Antioch Municipal Code, unless a specific exception is granted thereto.
- 2) That approval of this tentative map shall not be construed as a guarantee of future extension or re-approvals of this or similar maps, nor is it an indication of future availability of water or sewer facilities or permission to develop beyond the capacities of these facilities.
- 3) That approval of this tentative map shall not constitute the approval of any improvements shown on the tentative map.
- 4) That the developer pay any acreage and utility connection fees which have been established by the City Council prior to the filing of the final map and as required by the Antioch Municipal Code.
- 5) That all street intersections meet the requirements of Caltrans Highway Design Manual for Intersection Design Standards (Topic 405).
- 6) That the developer pay traffic signal fees as adopted by the City Council.
- 7) That the developer submit a drainage study outlining what facilities are to be constructed and how they will function as a part of the Drainage District, and that the improvements to mitigate the increased downstream runoff be constructed as required by the County Flood Control and the City Engineer.
- 8) That improvements and fees that are required by the Contra Costa County Flood Control District be implemented, as approved by the City Engineer.
- 9) That the developer provide adequate water pressure and volume to serve this development, as approved by the City Engineer. This will include a minimum residual pressure of 20 psi with all losses included at the highest point of water service and a minimum static pressure of 50 psi.
- 10) That all streets intersect at 90 degrees.
- 11) That all driveways be perpendicular to the street centerline for a minimum distance of 20 feet behind the curb, or as approved by the City Engineer.

- 12) That the property owner agrees to participate in the Streetlight and Landscape District and to accept a level of annual assessments sufficient to maintain the street lights and landscaping within the project area at the buildout of the project area. It is currently estimated that such an assessment is approximately \$210/unit/year.
- 13) That the slopes, medians, and any open space areas be developed by the developer as required by the City Engineer and maintained by a landscape maintenance district at no cost to the City.
- 14) That all fencing adjacent to public areas (open space, right-of-way, etc.) be chain link, masonry, or other substantial material as approved by the City Engineer.
- 15) That a 15-foot wide tree planting easement be provided across the front of all single family lots and that one 15 gallon tree be located within such easement prior to building final. The City Engineer shall determine type and location of the tree.
- 16) That fire hydrants be furnished and installed, of a type and at a location approved by the City Engineer.
- 17) That provisions for mail delivery in the subdivision area be worked out by staff and the developer prior to the approval of the final map (developer to install mail box posts).
- 18) That the grading plan for this development be approved by the City Engineer.
- 19) That all elevations shown on the improvement plans be on the USGS 1929 sea level datum.
- 20) That use of construction equipment be restricted to weekdays between the hours 8:00 A.M. and 5:00 P.M., or as approved in writing by the City Engineer.
- 21) That the grading operation shall take place at a time, and in a manner, so as not allow erosion and sedimentation. The slopes shall be landscaped and reseed as soon as possible after the grading operation ceases. Erosion measures shall be implemented during all construction phases in accordance with an approved erosion and sedimentation control plan.
- 22) That all lots and slopes drain to approved drainage facilities as approved by the City Engineer.
- 23) That standard dust control methods and designs be used to stabilize the dust generated by construction activities.

- 24) That energy conservation methods and designs be used in the planning and construction of these homes.
- 25) That water conservation measures, including low volume toilets, flow restrictors in showers and in the use of drought tolerant landscaping be used.
- 26) That the roof drain collection system be connected to an underground drainage system and be discharged through curb drains.
- 27) That all weather access roads and water supply be provided prior to commencing any combustible construction, as required by the Fire Chief.
- 28) That a Conditional Letter of Map Revision be obtained from FEMA prior to recording the final map for any lot located within a flood hazard zone and that as built and additional information required by FEMA as a prerequisite to issuance of a Letter of Map Revision be submitted prior to City acceptance of subdivision improvements for maintenance.
- 29) That all required easements or rights-of-way for off tract improvements be obtained by the developer at no cost to the City of Antioch.
- 30) The Tentative Map approval is subject to the time lines established in the State of California Subdivision Map Act.
- 31) That conditions required by the City Council, which call for a modification or any change to the site plan submitted, be corrected to show those conditions and all standards and requirements of the City of Antioch prior to any submittal for a building permit. No building permit will be issued unless the site plan meets the requirements stipulated by the City Council and the standards of the City.
- 32) That all existing and proposed utilities be undergrounded in accordance with the Antioch Municipal Code, except existing P.G.& E. towers, if any.
- 33) That all two-car garages be 20 feet wide, clear inside dimensions.
- 34) That all lots have a minimum of one on-street parking space located in front of the lot or in the cul-de-sac parking island.
- 35) That underground utilities be designed to flow approximately parallel to the centerline of the street, or as approved by the City Engineer.
- 36) That all road right-of-way be located 10 feet behind each face-of-curb

- 37) That a minimum of 20 feet of tangent behind the intersecting face of curb be provided at all roadway intersections.
- 38) That all grading be accomplished in a manner that precludes surface water drainage across any property line.
- 39) That all lots be graded to drain positively from the rear to the street as approved by the City Engineer.
- 40) That all lot sidelines shall be perpendicular to the fronting street centerline, or as approved by the City Engineer.
- 41) That all underground utilities be rerouted as required to run under public roadways or through public open parcels, or as approved by the City Engineer.
- 42) That all proposed drainage facilities, including open ditches, be constructed of Portland Concrete Cement.
- 43) That all easements of record, which affect individual parcels within this project, be removed prior to recordation of the final map.
- 44) That the houses contain rain gutters and downspouts, with the downspouts and runoff of adjacent water to foundations being collected into an underground conduit, and be discharged as approved by the City Engineer.
- 45) That proposed street names be submitted for review and approval by the Planning Commission.
- 46) That the Regional Traffic Impact Fee be paid, as well as all other applicable fees.
- 47) That any drainage concerns expressed by Flood Control are complied with.

PROJECT SPECIFIC CONDITIONS

- 48) A use permit application is required to review the spiritual facility proposal. Approval of a use permit by the Planning Commission, and approval of architectural elevations by the Design Review Board are required prior to the issuance of either a grading and/or building permit for the spiritual facility location.
- 49) Development of the custom single-family lots shall be consistent with the requirements of the R-6 Zoning District (Single-Family Low Density Residential).
- 50) That all off-site grading is subject to the approval of the adjacent property owners, and the City Engineer.

18

- 51) That the following requirements of the federally mandated NPDES program (National Pollutant DISCHARGE Elimination System) be complied with, or as required by the City Engineer:
- a) That an application for a State of California "General Construction Activity Storm Water Permit" be submitted to the Regional Resources Control Board, and a copy of the Notice of Intent be submitted to the City, prior to any construction activity on this site.
 - b) Limiting construction access routes and stabilizing access points.
 - c) Stabilizing areas denuded due to construction (prior to the wet season, October 1 through May 1) by using suitable practices including, but not limited to temporary or permanent seeding, mulching, sod stabilization, vegetative buffer strips, protection of trees, plastic covering, application of ground base on areas to be paved.
 - d) Protecting adjacent properties by appropriate use of vegetative buffer strips, sediment barriers or filters, dikes or mulching, or by a combination of these measures and other appropriate measures.
 - e) Delineating clearing limits, easements, setbacks, sensitive or critical areas and their buffers, trees and drainage courses by marking them in the field.
 - f) Stabilizing and preventing erosion from temporary conveyance channels and outlets.
 - g) Using sediment controls and filtration to remove sediment from water generated by dewatering.
 - h) Using proper construction material and construction waste storage, handling and disposal practices.
 - i) Using proper vehicle and equipment cleaning, fueling and maintenance practices.
 - j) Controlling and preventing discharge of all potential pollutants, including, but not limited to, pesticides, petroleum products, nutrients, solid wastes, and construction chemicals, that occur on site during construction.
 - k) Preparing a contingency plan in the event of unexpected rain or BMP failure including, but not limited to, an immediate response plan, storing extra or alternative control materials on-site (stakes, fences, hay bales), notifying the local agency, etc.

- l) Education and Training - For developments with no property owner association or community association, practical information materials on good housekeeping of hazardous products, proper use and disposal for hazardous products, and prohibited discharge practices and materials must be provided, initially by the developer, to the first residents/occupants/tenants, and thereafter by the City public education program.
 - m) Labeling Storm Drain Facilities - The phrase "No Dumping - Drains to River" must be embossed/stamped on a new storm drain inlets to alert the public to the destination of storm water and to prevent direct discharge of pollutants into the storm drain. Watercourses should be similarly labeled by posting signs.
 - n) Runoff Control - to the extent practicable, maintain post-development peak runoff rate and average volume of runoff at levels that are similar to pre-development levels. The developer must design the proposed project accordingly.
- 52) That the following requirements of the Contra Costa County Fire Protection District be met, or as approved by the District and City staff:
- a) That the developer shall provide an adequate and reliable water supply for fire protection with a minimum fire flow of 2000 GPM. Required flow shall be delivered from not more than 1 hydrant flowing while maintaining 20 pounds residual pressure in the main.
 - b) That the developer shall provide hydrants as approved by the City Engineer. Number of hydrants and locations will be determined by the office upon submittal of 3 copies of a tentative map or site plan.
 - c) Provide access roadways with all-weather driving surfaces of not less than 36 feet unobstructed width, and not less than 13 feet - 6 inches of vertical clearance, to within 150 feet of travel distance to all portions of the exterior walls of every building. Access roads shall not exceed 16 percent grade, shall have a minimum outside turning radius of 32 feet, and must be capable of supporting the imposed loads of fire apparatus.
 - d) Access roads and hydrants as required above shall be installed and in service prior to combustible construction.
 - e) Approved premises identification shall be provided. Such numbers shall contrast with their background and be readily visible from the street.
 - f) A pro-rata fee of \$235.00 per house shall be assessed to partially off set expenditures for additional necessary fire services.

- g) The developer shall provide roof coverings with a minimum Class C rating. Untreated wood shake or shingles are not allowed.
 - h) The developer shall remit all required fees and assessments to the Fire District for review of the subdivision/development plan application.
- 53) That any sale of a portion (or portions) of this project to multiple developers include the necessary agreement and/or grading easements to assure that project-wide grading conforms to the approved map and conditions of this resolution.
- 54) A decorative masonry wall is required on the east property lines of lots 4 through 9. The wall shall be located at the top of the adjacent down slope. The applicant shall construct the wall at the time of construction of infrastructure improvements for the subdivision. The design and engineering of the wall shall be subject to staff approval.
- 55) That a final landscape plan for the project be submitted for review and approval. This plan shall show the extent of landscaping for all open space parcels and landscaping within the public right-of-way.
- 56) That all sewerage flow by gravity to intersecting street or as approved by the City Engineer.
- 57) That the required 50 foot sight distance triangles be maintained at all intersections and that no object greater than 3 feet in height be placed in that triangle.
- 58) That the main commercial site entrance at the intersection of Contra Loma Blvd. and Gatter Drive shall be a street type entrance with 30-foot radius curb returns or as approved by the City Engineer.
- 59) That a center cul-de-sac parking area be provided in each cul-de-sac.
- 60) That the architectural guidelines for this subdivision be modified to address the following conditions. The final wording shall be reviewed and approved by staff.
- a) That existing trees on the property protected by the Tree Preservation Ordinance be protected from damage during all site improvements. Homes on lots containing protected trees shall be developed in such a manner as to preserve said trees unless the property owner obtains a permit for removal as required by the Ordinance.

- b) The minimum house size for this subdivision shall be 1,800 sq. ft. for up to four lots and 2,000 sq. ft. for the remaining six lots. Lots three and four the minimum square footage will be 1,600 – 1,800 sq. ft.
 - c) Roofing material shall be concrete tile or high definition composition shingle roofing. Buildings shall be finished in stucco or real wood siding.
 - d) Landscape requirements shall be included in the CC&R's for this subdivision. Landscaping shall substantially conform to existing landscaping in Centennial Park.
 - e) Lots 2, 3, 4, 9, 10, and 11 shall be restricted to single story homes.
 - f) Community Development Department staff shall review and approve architectural and landscaping plans at the time of building permit submittal.
 - g) One member of the architectural review committee shall be a licensed architect.
- 61) A Lot Line Adjustment shall be required should proposed fencing not be placed on the existing property line in order to maintain the existing yards of homes in the Mira Vista subdivision. The subdivider shall be responsible for all work and cost involved with this action.
- 62) The CC&R's for this subdivision shall reflect all applicable conditions and shall be subject to staff review and approval prior finalization.
- 63) The subdivision shall be required to join Mello Roos District 94-1 or provide alternate school mitigation as determined by the Antioch Unified School District.
- 64) The applicant shall pay an economic development fee as required by the Measure U Urgency Ordinance or any subsequent extension or replacement ordinance.
- 65) Any masonry wall constructed as a result of this project shall be subject to staff design and engineering review.
- 66) The almond trees located adjacent to lot 87, located in the Centennial Park subdivision, shall be preserved and not removed or damaged as a result of nearby grading.
- 67) The applicant will work with staff to negotiate a development agreement to determine an allocation to be granted as well as contribution toward Prewett Park, prior to the final map being submitted to the City Council.

C12

* * * * *

I HEREBY CERTIFY that the foregoing resolution was adopted by the City Council of the City of Antioch at a regular meeting thereof, held on the 24th day of April, 2001, by the following vote:

AYES: Council Member Davis, Kalinowski, Conley, Simonsen and Mayor Freitas

NOES: None

ABSENT: None


L. JOLENE MARTIN, City Clerk

through state and federal grants as well as contributions and donations. They felt other organizations were in greater need of the CDBG funds.

Mayor Freitas thanked Councilmembers Simonsen and Davis for their consideration and recommendations regarding the CDBG funds.

City Manager Ramsey recommended Council consider funding the Senior Citizen's Center from the General Fund, which would free up \$10,000 that could be allocated to other services.

Following discussion, the Council reviewed the summary of CDBG applications and agreed to allocate funds to the Rape Crisis Center as well as additional funds to STAND.

Councilmember Davis requested Council review the criteria for CDBG grant program and provide direction.

Upon making the motion, Mayor Freitas passed the gavel to Mayor Pro Tem Kalinowski to conduct the completion of Council's action.

RESOLUTION NO. 2001/37

On motion by Mayor Freitas, seconded by Councilmember Kalinowski, the Council unanimously adopted the resolution approving the PY 2001–2002 Annual Action Plan with the following changes: 1) Bay Area Legal Aid funding amount be reduced to \$3,000; 2) Contra Costa County Homeless Shelter Services funding amount be reduced to \$6,000; 3) Senior Citizen Center funding amount be reduced to \$0, with \$10,000 to be funded out of the General Fund for this fiscal year; 4) Rape Crisis Center be increased by \$10,000; and, 5) STAND be increased by \$6,000.

- 5. DHYANYOGA CENTERS, INC. REQUESTS APPROVAL OF A MAJOR SUBDIVISION TO SUBDIVIDE TWO EXISTING PARCELS INTO THIRTEEN LOTS, INCLUDING TWELVE SINGLE FAMILY LOTS AND ONE 3.44 ACRE LOT WHICH WILL HOUSE A FUTURE SPIRITUAL FACILITY PENDING USE PERMIT APPROVAL. THE PROJECT SITE IS LOCATED ON THE WEST SIDE OF CONTRA LOMA BLVD., APPROXIMATELY 1,100 FEET NORTH OF JAMES DONLON BLVD. (PW-652) #802-02**

Assistant Planner Wehrmeister presented the staff report dated April 19, 2001, recommending the City Council: 1) Adopt the Negative Declaration; and 2) Approve the proposed Tentative Map to subdivide two parcels into thirteen parcels subject to conditions contained in the staff reports and the resolution.

Councilmember Conley expressed his concern regarding the City being protected for their portion of the funding for Prewett Park. Director of Community Development Ward clarified

this project would not be subject to Prewett Park fees. City Attorney Galstan added the City and developer could negotiate a development agreement to address funding for Prewett Park.

Councilmember Simonsen requested project specific condition #64 be amended to include language for a future economic development fee.

Councilmember Davis expressed concern Measure U had not been applied to this project. Community Development Director Ward clarified the impacts from this project were deemed insignificant through the Negative Declaration process.

Mayor Freitas opened the public hearing.

Bernard Mosbacher, speaking on behalf of the applicant, reviewed the proposed project. He stated the intent was to create 12 upscale custom home lots to be sold individually. He clarified the builder had requested a reduction in square footage to provide an opportunity for elderly who would be downsizing their homes for retirement. He stated a higher end and diverse architecture would maintain the property values in the area. He also explained the applicant was willing to provide an entryway monument to designate this project as a separate development, noting they were working with neighbors to preserve as many trees as possible on the property. He further noted they were in agreement with all conditions contained in the staff report and were willing to work with the City to mitigate any concerns regarding Measure U.

With no further speakers, Mayor Freitas closed the public hearing.

Councilmember Kalinowski expressed concern regarding the square footage reduction as well as the Council assuring funding was at the correct level regarding Measure U.

Mr. Mosbacher clarified the applicant did not want to be limited to higher square footage adding it was possible to make a 1700 square foot home look and fit into the concept of this subdivision using creative, upscale architecture. He stated he had designed parking in accordance with City standards.

In response to Councilmember Conley, Assistant Planner Wehrmeister clarified under the ordinance, single infill lot development does not require Design Review Board consideration and the architectural review guidelines will insure the development would have a high quality design.

Councilmember Conley voiced his support of Design Review Board review for approval of these homes. Mr. Mosbacher requested should these homes go before the Design Review Board, they be accompanied by their architectural guidelines to insure standards were maintained.

City Engineer Brandt clarified the cul-de-sacs have parking islands providing six parking spaces.

RESOLUTION NO. 2001/38

On motion by Councilmember Kalinowski, seconded by Councilmember Conley, the Council unanimously adopted the resolution and the negative declaration, with project specific conditions # 34 and 59, 60b, 60c and 64 amended to read:

#34 That all lots have a minimum of one on-street parking space located in front of the lot or in the cul-de-sac parking island.

#59 That a center cul-de-sac parking area be provided in each cul-de-sac.

#60b The minimum house size for this subdivision shall be 1800 square feet for up to four lots and 2000 square feet for the remaining six lots. Lots three and four the minimum square footage will be 1600–1800 square feet.

#60c Roofing material shall be concrete tile or high definition composition shingle roofing. Buildings shall be finished in stucco or real wood siding.

#64 The applicant shall pay an economic development fee as required by the Measure U Urgency Ordinance or any subsequent extension or replacement ordinance.

And the addition of project specific condition # 67 to read:

#67 The applicant will work with staff to negotiate a development agreement to determine an allocation to be granted as well as a contribution toward Prewett Park, prior to the final map being submitted to the City Council.

**3. FUNDING FOR COMMUNITY NEEDS ASSESSMENT FOR NEW PUBLIC LIBRARY
#1406-01**

City Manager Assistant Gegg presented the staff report dated April 11, 2001, recommending the City Council request \$30,400 to be allocated from Community Facility District 89-1 funding for Community Needs Assessment of a new library.

On motion by Councilmember Conley, seconded by Councilmember Simonsen, the Council unanimously approved requesting \$30,400 to be allocated from Community Facility District 89-1 funding for Community Needs Assessment of new library.

ATTACHMENT "D"

STAFF REPORT TO THE CITY COUNCIL FOR CONSIDERATION AT THE MEETING OF JULY 22, 2003

Prepared by: Tina Wehrmeister, Associate Planner

Reviewed by: Victor Carniglia, Deputy Director of Community Development

Approved by: Joseph Brandt, Director of Community Development

Date: July 10, 2003

Subject: Tentative Subdivision Map Extension for Dhyanyoga Center Subdivision (PW 652)

RECOMMENDATION

It is recommended that Council approve a one-year time extension for the Dhyanyoga Center Subdivision subject to the conditions contained in the attached resolution.

BACKGROUND INFORMATION

In April of 2001 the City Council approved a tentative subdivision map to subdivide the property located on the west side of Contra Loma Blvd, 1,100 feet north of James Donlon Blvd. into thirteen lots, twelve custom single-family lots and one 3.44-acre lot proposed to contain a spiritual facility. This project was subject to the Measure U interim ordinance. The project was conditioned to negotiate a Development Agreement to determine an allocation to be granted as well as a contribution toward Prewett Park prior to the final map being submitted to the City Council as a mechanism for complying with Measure U. Alternatively, the applicant applied for a residential allocation through the RDA process and was granted a full allocation by the Council on July 8, 2003.

In order to address this project's community park contribution this extension has been conditioned to require payment of a fee equal to an interim fee currently in place (about \$4,000 / unit) or an adopted community park fee, which the Council is expected to act on in the next several months. The Council required a contribution to community parks because the Mello Roos district that this subdivision will annex into has no community park contribution component. The condition added to this extension is a clarification of the condition placed on the tentative map and is consistent with conditions placed on other residential projects that either do not have a community park contribution as a part of their Mello Roos assessment or are not within the Antioch School District boundaries.

TW:tll

7-22-03

DI

The applicant maintains that the \$6,000 per unit community benefit fee offered as a community benefit under the Residential Development Allocation (RDA) process should be considered adequate to address the community park contribution required of the tentative map.

It is staff's opinion that the intent of the tentative map condition is to require a fee that would specifically contribute to Prewett Park. The monetary contribution offered as a community benefit during the RDA process is not directed towards particular community improvement(s) or program(s). Therefore it is staff's recommendation that the project pay a community park fee in addition to the community benefit fee offered during the RDA proceedings.

The applicant is requesting that the single story height restriction on Lots 9, 10, and 11 be removed. Since approval of the tentative map, civil engineering drawings have been tentatively completed and submitted to the Engineering Division for plan check. The final grade of the lots in question is lower than originally anticipated and would allow for construction of two story homes on the lots that would not impact the privacy of the existing residential neighbors (see profiles attached to the May 28th letter).

	Proposed Finished Pad Elevation	Existing Lot Elevation – Adjacent Residences
Lot 9	97.0	105.7
Lot 10	99.2	105.8
Lot 11	100.7	110.4

Staff has reviewed the grading plans and profiles and is not opposed to the applicant's request. The granting of the request would also allow larger homes in terms of overall square footage to be constructed on the lots. Minimum home size was a concern at the tentative map stage and the project was conditioned to not allow homes smaller than 1,700 s.f. In fact, a 1,700 s.f. single story home could be difficult to place on the lots in question due to their unique shape and/or tree preservation requirements.

After considering the proposal, the Planning Commission voted to recommend approval of the one year map extension with conditions requiring payment of a community park fee in addition to the \$6,000 fee offered during the RDA proceedings and allowing Lots 9, 10, and 11 to be developed with two story dwellings.

FISCAL IMPACT

The additional funds generated by the Community Park Fee will assist in further development of Prewett Park.

Should the Council accept the applicant's proposal and only collect the \$6,000 per unit community benefit (RDA) then there could be a potential reduction in the overall budget to construct Prewett Park.

OPTIONS

1. Approve the map extension with modifications to the recommended conditions of approval.
2. Deny the map extension.

ATTACHMENTS

- A. Reduced copy of the Tentative Map
- B. Letter from applicant dated May 28, 2003
- C. Background minutes, staff reports and resolutions

RESOLUTION NO. 2003/100

**RESOLUTION OF THE CITY COUNCIL OF THE CITY OF ANTIOCH
APPROVING A ONE YEAR TIME EXTENSION AND AMENDMENT TO
CONDITIONS FOR THE DHYANYOGA CENTERS, INC. TENTATIVE MAP
(PW 652)**

WHEREAS, the City of Antioch received a request from DYHANYOGA CENTERS, INC. for approval of a one year time extension and amendment to conditions for a Tentative Map to allow the subdivision of two lots into thirteen lots containing twelve custom family lots and one 3.44 acre lot (APN 076-031-036 and -038) **(PW 652)**; and

WHEREAS, in compliance with the California Environmental Quality Act and City implementing procedures, the City Council did adopt a Negative Declaration for the project; and

WHEREAS, the City Council duly gave notice of public hearing as required by law; and

WHEREAS, the City Council on July 22, 2003 duly held a public hearing, received and considered evidence, both oral and documentary; and

WHEREAS, the City Council makes the following required findings for approval of a Tentative Subdivision Map:

1. That the subdivision, design and improvements are consistent with the General Plan (Government SS 66473.5);
2. That the subdivision complies with the Housing Element as it relates to regional and local needs (Government SS 66412.3);
3. That the subdivision will comply with future passive or natural heating or cooling opportunities as required by Government SS 66473.1; and
4. That the subdivision complies with local ordinances.

NOW THEREFORE BE IT RESOLVED that the City Council of the City of Antioch does hereby APPROVE a one year time extension and amendment to conditions for PW 652, subject to the conditions of the original approval contained in City Council resolution number 2001/38 with the following modifications:

1. That a community park fee shall be paid in addition to the agreed upon RDA proposal prior to the issuance of residential building permits for this

RESOLUTION NO. 2003/100

July 22, 2003

Page 2

subdivision. The fee shall be equal to the interim fee or future adopted community park fee approved by City Council.

2. That Lots 9, 10, and 11 may be developed with two story dwellings.

* * * * *

I HEREBY CERTIFY that the foregoing resolution was passed and adopted by the City Council of the City of Antioch at a regular meeting thereof, held on the 22nd day of July, 2003, by the following vote:

AYES: Council Member Kalinowski, Conley, Simonsen and Mayor Freitas

NOES:

ABSENT: Council Member Davis

L. JOLENE MARTIN, City Clerk

D5

RESOLUTION NO. 2003/100

**RESOLUTION OF THE CITY COUNCIL OF THE CITY OF ANTIOCH
APPROVING A ONE YEAR TIME EXTENSION AND AMENDMENT TO
CONDITIONS FOR THE DHYANYOGA CENTERS, INC. TENTATIVE MAP
(PW 652)**

WHEREAS, the City of Antioch received a request from DYHANYOGA CENTERS, INC. for approval of a one year time extension and amendment to conditions for a Tentative Map to allow the subdivision of two lots into thirteen lots containing twelve custom family lots and one 3.44 acre lot (APN 076-031-036 and -038) (PW 652); and

WHEREAS, in compliance with the California Environmental Quality Act and City implementing procedures, the City Council did adopt a Negative Declaration for the project; and

WHEREAS, the City Council duly gave notice of public hearing as required by law; and

WHEREAS, the City Council on July 22, 2003 duly held a public hearing, received and considered evidence, both oral and documentary; and

WHEREAS, the City Council makes the following required findings for approval of a Tentative Subdivision Map:

1. That the subdivision, design and improvements are consistent with the General Plan (Government SS 66473.5);
2. That the subdivision complies with the Housing Element as it relates to regional and local needs (Government SS 66412.3);
3. That the subdivision will comply with future passive or natural heating or cooling opportunities as required by Government SS 66473.1; and
4. That the subdivision complies with local ordinances.

NOW THEREFORE BE IT RESOLVED that the City Council of the City of Antioch does hereby APPROVE a one year time extension and amendment to conditions for PW 652, subject to the conditions of the original approval contained in City Council resolution number 2001/38 with the following modifications:

1. That a community park fee shall be paid in addition to the agreed upon RDA proposal prior to the issuance of residential building permits for this

RESOLUTION NO. 2003/100

July 22, 2003

Page 2

subdivision. The fee shall be equal to the interim fee or future adopted community park fee approved by City Council.

2. That Lots 9, 10, and 11 may be developed with two story dwellings.

* * * * *

I HEREBY CERTIFY that the foregoing resolution was passed and adopted by the City Council of the City of Antioch at a regular meeting thereof, held on the 22nd day of July, 2003, by the following vote:

AYES: Council Member Kalinowski, Conley, Simonsen and Mayor Freitas

NOES:

ABSENT: Council Member Davis


L. JOLENE MARTIN, City Clerk

- 3. CENTRAL SELF STORAGE: THE PEGASUS GROUP REQUESTS APPROVAL TO AMEND THE SOUTHEAST AREA SPECIFIC PLAN FROM MEDIUM DENSITY RESIDENTIAL TO MIXED COMMERCIAL / RESIDENTIAL (MCR), AMEND THE GENERAL PLAN DESIGNATION FROM LOW DENSITY RESIDENTIAL TO MIXED COMMERCIAL / RESIDENTIAL (MCR), REZONE FROM PLANNED DEVELOPMENT (PD) TO PLANNED DEVELOPMENT (PD), AMEND THE DIABLO WEST FINAL DEVELOPMENT PLAN BY RE-DESIGNATING A 2.9 ACRE CHURCH SITE TO A 2.9 ACRE MINI-STORAGE FACILITY SITE AND A USE PERMIT APPROVAL TO CONSTRUCT AND OPERATE THE APPROXIMATELY 92,000 SQUARE FOOT MINI-STORAGE FACILITY ON THE APPROXIMATELY 2.9 ACRE SITE. THE PROJECT SITE LOCATED ON THE WEST SIDE OF MOKELUMNE DRIVE, APPROXIMATELY 300 FEET SOUTH OF LONE TREE WAY (APN 055-071-091). THE ADEQUACY OF A NEGATIVE DECLARATION (ND) WILL ALSO BE CONSIDERED AT THIS TIME. FILE: SP-2002-03, GP-2002-03, PD-2002-03
#202-07**

Following discussion, Council agreed to table the item rather than continue with staff's recommendation at that time.

Mayor Freitas requested City Attorney Galstan provide clarification as to which Councilmembers would be eligible to request the item be re-agendized. Specifically, which Councilmembers would be eligible to request the item be brought back, those who voted in the affirmative or those who voted in the negative.

On motion by Councilmember Conley, seconded by Councilmember Simonsen the Council unanimously tabled the item.

- 4. RESOLUTION OF THE CITY COUNCIL OF THE CITY OF ANTIOCH APPROVING A ONE YEAR TIME EXTENSION AND AMENDMENT TO CONDITIONS FOR THE DHYANYOGA CENTERS, INC. TENTATIVE MAP (APN 076-031-036 AND -038) (PW 652)
#802-02**

Associate Planner Wehrmeister presented the staff report dated July 10, 2003 recommending the City Council approve a one-year extension for the Dhyanyoga Center Subdivision subject to the conditions contained in the staff report and resolution.

Mayor Freitas opened the public hearing.

Bernard Mosbacher, representing the applicant, discussed their request for removal of the single story height restriction on lots 9-11. He stated due to the minimal number of lots on the project they would have a difficult time passing on the fees and still maintain the \$6,000 per unit community benefit fee, as offered under the Residential Development Allocation process, which should be considered adequate to address the community park contribution required of the tentative map.

D8

Charlene Wadsworth and Carmen Antari, Antioch residents, requested Lexington Way remain closed to through traffic with the development of the property.

City Engineer/Community Development Director Brandt clarified the road would not be opened up through to Contra Loma Boulevard.

Mayor Freitas closed the public hearing.

Councilmember Simonsen stated he felt the Council should establish an interim park fee and suggested discussion on the item be agendaized. He further voiced his support of the following motion noting the impact to the community would be the same for those houses.

City Attorney Galstan stated should the City Council approve the updated master plan for community parks the costs could be estimated and staff could return to the City Council with nexus formulas to calculate the park fees, which could be formally adopted for uniformed application for the projects not paying the component of the Mello Roos District.

RESOLUTION NO. 2003/100

On motion by Councilmember Conley, seconded by Councilmember Simonsen the Councilmembers present unanimously approved the resolution.

- 5. PROPOSED UPDATE TO THE PREWETT PARK MASTER PLAN AND A MASTER PARK PLAN FOR THE LINDSEY BASIN AND SAND CREEK BASIN. PREWETT PARK IS LOCATED AT THE NORTHEAST CORNER OF LONE TREE WAY AND DEER VALLEY ROAD. LINDSEY BASIN IS LOCATED IN THE EAST LONE TREE SPECIFIC PLAN AREA ON THE WEST SIDE OF NEROLY ROAD., APPROXIMATELY 2,500 FT. NORTHWEST OF EMPIRE AVENUE. SAND CREEK BASIN IS LOCATED IN THE FUA 1 PLANNING AREA ON THE EAST SIDE OF DEER VALLEY ROAD**

#1402-03

Associate Planner Wehrmeister presented the staff report dated July 10, 2003 recommending the City Council approve the update to the Prewett Park Master Plan and master park plans for the Lindsey and Sand Creek Basins.

David Gates and Gayle Donaldson, landscape architects, presented the master park plan for the Lindsey Basin.

In response to Mayor Freitas, City Engineer/Community Development Director Brandt clarified the site to the north was owned by the County and had been planned as a court complex, which was a long-term item.

David Gates and Gayle Donaldson, landscape architects, presented the master park plan for the Sand Creek Basin.

D9

ATTACHMENT "E"
Bernard A. Mosbacher Jr., Architect



May 28, 2003

Tina Wehrmiester, Planner
Community Development
City of Antioch
P.O. Box 5007
Antioch, CA 94531-5007

Re; Amendment request to condition 60e. of the Planning Commission tentative map approval

Tina,

We are requesting an amendment to the above-mentioned condition to delete the single story restriction on lots 9, 10 and 11. The civil engineering plans have been prepared and submitted for final map approval and the grading in the area of these lots is now to be closer to the existing grade than originally anticipated. The original intent was if these lots were to be graded at the same grade or higher than the adjacent Centennial Park homes that the proposed homes would not look down into the existing yards. In reality just the opposite is happening at these lots. The existing homes are at a higher elevation than the new homes. The new homes pad elevations range from 7 feet to 11 feet below the existing homes pad elevations. This is nearly a floor level to more than a floor level below the adjacent homes.

This has all been shown in the attached lot profiles we have provided. Please note that lot 9 falls centered on the property line between the two adjacent lots and would not have a great impact on the homes on those lots. The same condition also happens on lot 10 and actually has far less impact since the existing cul-de-sac is within 20 feet of the property. Lot 11 has the requirement of the existing trees along the fence line to be saved and will act as a barrier between the two parcels. This lot is also the one, which has the greatest elevation differential between the existing and the proposed.

In closing we feel this request is fair and we are not asking for any more entitlements than are already realized by the existing homes. We are not blocking any views nor will we be encroaching on the privacy of the adjacent homeowners any more than they do on their existing neighbors or would on the proposed project.

Respectfully,

Bernard Mosbacher

ATTACHMENT "F"

RECEIVED

JAN 28 2013

**CITY OF ANTIOCH
COMMUNITY DEVELOPMENT**

TO: City Of Antioch

FROM: Scott Broder


RE: Lot 4 Ram Court Antioch, CA

To Whom It May Concern,

I am looking to receive approval to change the one story requirement to allow for a partial two story to be built. By allowing for the partial two story, the size of the foundation and therefore the lot coverage can be reduced leaving far more green space. In addition, aesthetically the two houses to the south are both two stories. If an approval is granted with the plans I have submitted, the house will form a gradual increase from the one story to the left of this property to the two stories to the right. Please see the submitted drawings to understand the design and how this will flow from left to right.

More green space, reduced concrete foundation, and better aesthetics are all in line with the town's vision. It is my sincere hope that the town will approve this request.

Sincerely,



Scott Broder
Owner

ATTACHMENT "G"

Site Photos



ATTACHMENT G



ATTACHMENT "H"

Regular Meeting
7:30 p.m.

June 4, 2003
Council Chambers

ANTIOCH PLANNING COMMISSION MINUTES

Chairperson Weber called the meeting to order at 7:30 p.m. on Wednesday June 4, 2003 in the City Council Chambers.

ROLL CALL

Present: Commissioners Berglund, Henry, Moore, Azevedo, Long, Vice Chairperson Martin and Chairperson Weber

Staff: Assistant City Engineer, Ron Bernal
Capital Improvement Director, Steve Scudero
Senior Planner, Nina Oshinsky
Associate Planner, Tina Wehrmeister
Minutes Clerk, Kitty Eiden

PLEDGE OF ALLEGIANCE

PUBLIC COMMENTS

None

CONSENT CALENDAR

Approval of Minutes: May 14, 2003
May 21, 2003

On motion by Commissioner Berglund, seconded by Commissioner Martin the minutes of May 14, 2003 were unanimously approved as written.

On motion by Commissioner Azevedo, seconded by Commissioner Berglund the minutes of May 21, 2003 were approved as written. The motion carried the following vote:

Ayes: Long, Henry, Weber, Berglund, Azevedo, Moore

Noes:

Abstain: Martin

CONTINUED PUBLIC HEARINGS

2. **PW 652 – DHYANYOGA CENTERS, INC.** requests approval of a one year tentative map extension. The approved tentative map allows the

subdivision of thirteen lots, twelve custom family lots and one 3.44 acre lot. The applicant is also requesting a modification of the conditions of approval to allow two story homes on certain lots that were previously restricted to single story homes. The project site is located on the west side of Contra Loma Blvd., approximately 1,100 feet north of James Donlon Blvd. (APN 076-031-036 and -038)

Resolution No. 03-22

Associate Planner Wehrmeister presented the staff report dated May 29, 2003 recommending that the Planning Commission recommend that the City Council approve a one year extension for PW 652 subject to the conditions contained in the staff report's attached resolution.

In response to Commissioner Martin, Associate Planner Wehrmeister clarified that this is an extension for PW 652, which implies that the original conditions are applicable to the project.

Bernard Mosbacher, Architect representing Dhyanyoga Center stated that they are requesting a change to the requirement on the single story building heights on lots #9-11 due to the fact that the final grade of the lots in question is lower than originally anticipated and would not impact the privacy of the existing residential neighbors. He clarified when they went into the RDA hearings they originally had an agreement for \$3000.00 per lot community benefit fee and it was increased to \$6000.00 per lot. He noted they feel that the \$6000.00 per unit fee should be adequate to address the community park contribution required of the tentative map. He noted the addition of a \$4000.00 per lot park fee would burden the project due to the fact that they do not have the number of lots to spread the extra costs to. He further noted Dhyanyoga Center is developing this property to sell the lots to help build the church facility. He stated when they had development agreement discussions with staff and the park fees were for \$1800.00 per lot.

In response to Commissioner Henry, Mr. Mosbacher stated that with the cost of the bare land and the increased construction costs for custom homes, the additional \$4000.00 would make it difficult to market the lots.

Associate Planner Wehrmeister clarified that \$4000.00 per unit is the higher end of the interim park fee and it is based on square footage of the homes and comparable to the Mello Roos District fee. She noted that the applicant proposed the \$6000.00 per unit community benefit fee. She added that it is staff's position that the proposed RDA benefit for this project is comparable to what the other applications have proposed

HZ

Chairperson Weber reminded the Commission that this is an application for a 1-year extension on a previously approved tentative map.

Commissioner Moore stated that when they considered the community benefits fees at the RDA committee level it was his understanding that the park fees were not included in the package.

Mr. Mosbacher stated that they were informed during the RDA committee process to provide a community benefit in which the city would decide where the fees would be distributed.

In response to Chairperson Weber, Senior Planner Oshinsky clarified that the City Council would ultimately determine if the community benefit fee will include the parks fee and how that fee will be divided.

Chairperson Weber reminded the Commission that item #1 of the resolution provides the City Council the ability to address the issue of the park fee for this application.

Commissioner Azevedo stated that he feels it is important to for the Planning Commission to determine if the applicant will be paying a park fee in addition to their RDA community benefit fee.

In response to Commissioner Moore, Mr. Mosbacher clarified that the they would not want the Planning Commission to impose a condition that the City Council can not reverse.

Senior Planner Oshinsky clarified that the park fee was part of the original tentative map approval and item #1 of the resolution before the Planning Commission this evening indicates that the park fee would be determined by the City Council.

William Saunders, Antioch resident, stated that they were guaranteed that the applicant would not build two-story homes adjacent to their neighborhood and expressed concern that they would impact their quality of life and decrease their property values.

Associate Planner Wehrmeister clarified that if the resolution is approved tonight per staff's recommendation, the only single story lots would be #2-4, which are adjacent to previous speakers property.

Chris Beckwith expressed concern regarding the impact of the dust from this property on his residence and noted it may take 10 years for the development of these individual lots. He stated church members would be developing some of

these lots and questioned whether there is an ordinance prohibiting them from developing a commune type setting.

Bernard Mosbacher clarified that they did inform the residents at the community meeting that they would use as many single story homes as possible especially on the north end of the site abutting the residential neighborhood. He noted the remaining two story lots would not impact the adjacent residential development. He noted that over 1 year ago they put fill on the site, which the city is aware of and when they do their grading it will be pulled and engineered fill. He clarified that these will be custom homes and they have no control over when they will be built. He clarified that some of the church members would be buying and developing lots as their personal residences and they are not a cult. He noted there are design guidelines on the structures as well as guidelines for maintenance for each individual lot.

In response to Commissioner Moore, Mr. Mosbacher stated that the individual lot owners could request an amendment to the resolution to build a two-story house and it would be up to the Planning Commission to approve or deny that request.

In response to Commissioner Martin, Mr. Mosbacher stated that they addressed the dust issue per the city's request when they brought the fill in.

Chairperson Weber closed public hearing.

In response to Commissioner Moore, Associate Planner Wehrmeister clarified that she believes the intent of project specific condition #67 of Resolution 2001/38 was that the fee was to go toward community parks.

Commissioner Moore stated he is not prepared to support the language in the resolution as it pertains to the parks fee noting that he feels the fee should be above and beyond the normal fees paid for development.

A motion was made by Commissioner Long, seconded by Commissioner Berglund to recommend that the City Council approve PW 652 a one year tentative map extension subject to the conditions contained in the staff reports attached resolution. Modifying condition #1 to read:

#1 That a community park fee shall be paid prior to the issuance of residential building permits for this subdivision. The fee shall be equal to the interim fee or future adopted community park fee at the City Council's discretion

Following discussion the Planning Commission members were in support of the City Council imposing an additional park fee, equal to the interim fee or the future adopted community park fee in addition to the \$6000.00 community benefit fee.

In response to Commissioner Martin, Commissioner Moore suggested that the resolution should clearly indicate that the RDA community benefit fee can not be used to satisfy condition #67 of the previous resolution.

In response to Commissioner Moore, Associate Planner Wehrmeister clarified that if there is a request from the lot owners to modify the conditions of approval they would have to renotice and the request would come before the Planning Commission for a public hearing.

Following discussion Commissioner Long with acceptance from Commissioner Berglund amended the previous motion to include the following language:

On motion by Commissioner Long, seconded by Commissioner Berglund, the Planning Commission recommended the City Council approve PW 652 a one year tentative map extension subject to the conditions contained in the staff reports attached resolution. Modifying condition #1 to read:

- #1 That a community park fee shall be paid in addition to the agreed upon RDA proposal prior to the issuance of residential building permits for this subdivision. The fee shall be equal to the interim fee or future adopted community park fee at the City Council's discretion.

The motion carried the following vote:

Ayes: Commissioners Long, Berglund, Henry, Martin, Azevedo and Chairperson Weber

Noes: Commissioner Moore

Chairperson Weber declared a recess at 8:36 p.m. The meeting reconvened at 8:43 p.m. with all Commissioners present.

NEW PUBLIC HEARING

- 3. CAPITAL IMPROVEMENT PROGRAM** – Staff recommends that the Planning Commission determine that the 2003-2008 Capital Improvement Program (CIP) is consistent with the December 1988 Antioch General Plan.

Capital Improvement Director Scudero and Associate Civil Engineer Abu-Aly presented the staff report dated May 21, 2003 recommending that the Planning Commission determine that the 2003-2008 Capital Improvement Program (CIP) is consistent with the December 1988 Antioch General Plan.

ATTACHMENT "I"

RECEIVED

MAY 20 2013

5/17/13

CITY OF ANTIOCH
CITY CLERK

In person

To whom it may concern,

This letter is to advise you that my wife, Anita Saunders, and myself, William Saunders, are both against anyone building a two story home in the project site at Ram Court.

To this point I have already been to three (3) separate meetings to explain my position, but I am unable to appear at the 5/28/13 meeting as we will be out of town.

In addition, I feel it unfair for this development, and the city council to continue to try and re-address the subject year after year in the hope that this can somehow be pushed through, regardless of previous agreement and commitment.

And as recently as this month, the city's planning commission recommended denial of the amendment, I feel any further discussion unwarranted and unnecessary.



William Saunders

3326 So Francisco Way

Antioch, CA 94509

I 1
5/28/13

ATTACHMENT "J"

From,

Rajendra P Patel

121 Woodman Lane

Basking Ridge

New Jersey, NJ 07920

Apr 23 rd 2013

RECEIVED

APR 29 2013

CITY OF ANTIOCH
COMMUNITY DEVELOPMENT

To,

The City Of Antioch

Community Development

Antioch, CA 94531


Respected Sir/Madam

We are the lot owner of Golden Bow estate in Antioch, Lot NO 12 at 3427 Lexington Way Antioch. We are writing to let you know that we are in favor of the application submitted for the approval of the two story. We feel it will make for a nice transition from the single story homes to the two story homes by having this partial two story in between.

Kindly count my opinion in the favor

Thanks

Mr. and Mrs. Patel

The block contains two handwritten signatures. The first signature is in cursive and appears to be 'Rajendra P. Patel'. The second signature is also in cursive and appears to be 'Mrs. Patel'. Both signatures are written over horizontal lines.

April 26, 2013

City of Antioch
City Hall – Planning
P.O. Box 5007
Antioch, CA 94531-5007

RECEIVED
APR 29 2013
CITY OF ANTIOCH
COMMUNITY DEVELOPMENT

Subject: PW 652 – Golden Bow Estates -- Scott Broder Lot

Concerning the upcoming meeting, we, Michael and Lenneke Heckathorn, lot owners at Golden Bow Estates, are writing to let you know we are in favor of Scott Broder's application submitted for the approval of the two story request. We feel it will make for a nice transition from the single story homes to the two story homes by having this partial two story in between. Please approve our neighbor, Scott Broder's, request.

Respectfully,



Michael and Lenneke Heckathorn
Adjoining Lot Owners at Golden Bow Estates

3519 Ram Court
Antioch, CA 94509
April 24, 2013

RECEIVED

APR 29 2013

CITY OF ANTIOCH
COMMUNITY DEVELOPMENT

Community Development Department
City Hall
3rd and H Streets (P.O. Box 5007)
Antioch, CA 94531

As owners of the property at 3519 Ram Court we are voicing our approval of the plans submitted by Scott Broder to construct a partial two story home on his lot. The home he proposes to construct holds a critical view for us. We have reviewed his plans and feel that its design is an attractive addition to the community. It maximizes green space and its features make a nice transition from the single story homes to the two story homes in the community.

Besides the physical structure and looks, we also would like the City to put greater emphasis on the quality of people in our Antioch community. Scott Broder is a respectable, honest and hard-working citizen. We are confident that he will be a great asset to the entire Antioch community.

We wish Scott the best of luck on his proposal and look forward to him being our neighbor.

Yours sincerely,

AnandiMa Pathak

AnandiMa Pathak

Deepak Pathak

Deepak Pathak

Cheryl Amand

Cheryl Amand

RECEIVED

APR 29 2013

CITY OF ANTIOCH
COMMUNITY DEVELOPMENT

April 23, 2013

Dear Sir or Madam,

I own one of the lots in Golden Bow Estates and I am writing to let you know that I am in favor of the application submitted for the approval, by Scott Broder, for the two story house. I feel it will be a nice transition from the single story homes to the two story homes by having this partial two story in between.

Thank you for your time and thoughtful consideration.

Sincerely,



Gauri Aggarwal

City of Antioch Planning Commission
Community Development Department
Attention: Mindy Gentry
P.O. Box 5007
Antioch, CA 94531

RECEIVED

APR 30 2013

CITY OF ANTIOCH
COMMUNITY DEVELOPMENT

27 April 2013

RE: PW 652 – Amendment to allow 2-story house on APN: 076-680-004

Dear Ms. Gentry and Planning Commission Members,

We are writing to give the proposed amendment our full support and approval.


We are the owners of a lot in the Golden Bow Estates subdivision:
Lot #7 3601 Sita Ct. APN # 076-680-007-2

We believe that this amendment to allow a 2-story home by Mr. Broder is totally consistent and appropriate within the context of the Golden Bow Estates.


Please give your approval for his proposal; we look forward to having another home built within the subdivision.

Feel free to contact us should you have any questions or require additional commentary.

Best Regards,



Ellen J. Balis
Co-owner
3601 Sita Ct.



Douglas J. McLeod
Co-owner
3601 Sita Ct.



DHYANYOGA CENTERS, INC.

RECEIVED

APR 30 2013

CITY OF ANTIOCH
COMMUNITY DEVELOPMENT

City of Antioch Planning Commission
Community Development Department
Attention: Mindy Gentry
P.O. Box 5007
Antioch, CA 94531

26 April 2013

RE: PW 652 – Amendment to allow 2-story house on APN: 076-680-004

Dear Ms. Gentry and Planning Commission Members,

As one of the properties adjacent to Mr. Broder's lot, Dhyanyoga Centers (located at 3306 Contra Loma Boulevard) fully supports and approves of the proposed amendment.

We believe that this amendment to allow a 2-story home by Mr. Broder is totally consistent and appropriate within the context of the Golden Bow Estates. In addition, we do not believe there will be any adverse effect on our future building plans and welcome Mr. Broder's construction of a home.

Please give your approval for his proposal; we look forward to having another home built within the subdivision.

Feel free to contact me should you have any questions or require additional commentary.

Best Regards,

Douglas J. McLeod
Treasurer (volunteer)
Dhyanyoga Centers, Inc.
Email: dmcleod@dyc.org
Phone: 925 978 3684

3498 Ram Court
Antioch, CA 94509
April 30, 2013


Community Development Department
City Hall
3rd and H Streets (P.O. Box 5007)
Antioch, CA 94531

We are owners of the property at 3498 Ram Court, and we support the plans submitted by Scott Broder to construct a partial two story home in our community. In fact, his lot adjoins our property on the east and we find his plans most appealing: its lot layout is sensitive to neighborhood desires re privacy issues and green space, and its custom design will be striking.


We look forward to welcoming Scott Broder to our community and know that he will be a great neighbor and addition to the entire Antioch community.

We wish Scott the best of luck on his proposal..

Yours sincerely,



James Koch



Tulsi Gottfredson

**STAFF REPORT TO THE CITY COUNCIL
FOR CONSIDERATION AT THE MEETING OF MAY 28, 2013**

Prepared by: Tina Wehrmeister, Community Development Director *TW*
Reviewed by: Jim Jakel, City Manager
Lynn Tracy Nerland, City Attorney
Date: May 23, 2013
Subject: Adoption of an Urgency Ordinance Establishing a Temporary Moratorium on the Establishment and Operation of Tobacco and Paraphernalia Retailers

RECOMMENDATION

It is recommended that the City Council adopt the attached urgency ordinance establishing a temporary moratorium on the establishment and operation of any new Tobacco and Paraphernalia Retailers to become effective immediately (4/5 vote required).

BACKGROUND INFORMATION & DISCUSSION

Public Nuisance Complaints

Over the past several years, both the Community Development Department and the Police Department have received numerous complaints regarding loitering and crime associated with Tobacco and Paraphernalia Retailers (as defined in the attached ordinance, also known as smoke shops). A review of one year of Police Department calls for service indicates that the twelve Tobacco and Paraphernalia Retailers listed in the ordinance findings generated 96 calls for service including incidents involving burglary and attempted burglary, armed robbery, fights and disturbances including those involving juveniles, petty theft, assault, threats, loitering, panhandling, harassment, stolen vehicles, and passing counterfeit bills.

Underage Tobacco Use

Many Tobacco and Paraphernalia Retailers are located in close proximity to schools, parks, and residential neighborhoods. Seven of the twelve listed Tobacco and Paraphernalia Retailers are located within several blocks of schools. Youth access to tobacco products and paraphernalia is concerning. According to the California Health Department's Food and Drug Branch, the sales rate to minors in Contra Costa County overall is 22%. In other words, stores in Contra Costa County on average sell tobacco to youth one in every four times they try to buy cigarettes.

Violations of State and Local Laws regarding Paraphernalia

The California Health and Safety Code Section 11364.5 and Title 5, Chapter 16 of the Antioch Municipal Code contain provisions regulating the manner of sale of paraphernalia. A Code Enforcement inspection of ten Tobacco and Paraphernalia Retailers found that all were in violation of these State and local laws which require that paraphernalia be kept and displayed in

a separate room or enclosure and that access by anyone under the age of 18 not accompanied by a parent or legal guardian is prohibited. Most Tobacco and Paraphernalia Retailers display paraphernalia in the general sales area of the store in violation of State and local law. Paraphernalia is defined in State and local law as: all equipment, products, and materials of any kind which are intended for use or designed for use, in planting, propagating, cultivating, growing, harvesting, manufacturing, compounding, converting, producing, processing, preparing, testing, analyzing, packaging, repackaging, storing, containing, concealing, injecting, ingesting, inhaling, or otherwise introducing into the human body a controlled substance. "Paraphernalia" includes, but is not limited to, all of the following:

1. Kits intended for use or designed for use in planting, propagating, cultivating, growing or harvesting of any species of plant which is a controlled substance or from which a controlled substance can be derived.
2. Kits intended for use or designed for use in manufacturing, compounding, converting, producing, processing, or preparing controlled substances.
3. Isomerization devices intended for use or designed for use in increasing the potency of any species of plant which is a controlled substance.
4. Testing equipment intended for use or designed for use in identifying, or in analyzing the strength, effectiveness or purity of controlled substances.
5. Scales and balances intended for use or designed for use in weighing or measuring controlled substances.
6. Diluents and adulterants, such as quinine hydrochloride, mannitol, mannite, dextrose, and lactose, intended for use or designed for use in cutting controlled substances.
7. Separation gins and sifters intended for use or designed for use in removing twigs and seeds from, or in otherwise cleaning or refining, marijuana.
8. Blenders, bowls, containers, spoons, and mixing devices intended for use or designed for use in compounding controlled substances.
9. Capsules, balloons, envelopes, and other containers intended for use or designed for use in packaging small quantities of controlled substances.
10. Containers and other objects intended for use or designed for use in storing or concealing controlled substances.
11. Hypodermic syringes, needles, and other objects intended for use or designed for use in parenterally injecting controlled substances into the human body.
12. Objects intended for use or designed for use in ingesting, inhaling, or otherwise introducing marijuana, cocaine, hashish, or hashish oil into the human body, such as the following:
 - a. Metal, wooden, acrylic, glass, stone, plastic, or ceramic pipes with or without screens, permanent screens, hashish heads, or punctured metal bowls.

- b. Water pipes.
- c. Carburetion tubes and devices.
- d. Smoking and carburetion masks.
- e. Roach clips, meaning objects used to hold burning material, such as a marijuana cigarette that has become too small or too short to be held in the hand.
- f. Miniature cocaine spoons, and cocaine vials.
- g. Chamber pipes.
- h. Carburetor pipes.
- i. Electric pipes.
- j. Air-driven pipes.
- k. Chillums.
- l. Bonges.
- m. Ice pipes or chillers.

Violations of Local Laws regarding Self Serve Tobacco Displays

The California Business and Professions Code Section 22962 and Antioch Municipal Code Section 6-8.13 prohibit sale or display of any tobacco product by means of a self-service display rack, counter-top or shelf that allows any self-service customer access to any tobacco product. All tobacco products must be offered for sale exclusively by means of seller assistance and shall be located exclusively in a locked case, located behind counters out of reach of customers, or in a similar location that is inaccessible to customers, requiring seller assistance for the customer to obtain access to the tobacco products. Three of the inspected Tobacco and Paraphernalia Retailers were in violation these regulations. This is particularly concerning given the ease of access to youth. Many Tobacco and Paraphernalia Retailers also sell candy, snacks and other products that are attractive to youth.

Violations of Local Laws regarding Tobacco Advertising and General Advertising

Section 9-5.519 of the Antioch Municipal Code regulates tobacco related signage and states that advertising promoting tobacco products is prohibited when located within 1,600 feet of an elementary or secondary school, public playground or playing field when visible from the public street or sidewalk. One of the inspected Tobacco and Paraphernalia Retailers was in violation of this Code.

Section 9-5.508(L)(2) prohibits signage, either temporary or permanent, where placed within, upon, or over any public street right-of-way, parking area, sidewalk, required landscaping or utility pole. One of the inspected Tobacco and Paraphernalia Retailers was in violation of this Code.

Urgency Ordinance

The Zoning Ordinance does not currently specifically define or regulate Tobacco and Paraphernalia Retailers. Therefore, Tobacco and Paraphernalia Retailers are considered general or specialty retailers and are permitted uses in a variety of commercial districts.

The Municipal Code does contain regulations regarding various aspects and issues related to tobacco and paraphernalia sales such as those discussed above and included in Title 6, Chapter 8 related to smoking in general; however, the Code does not include regulations as to the time, place, or manner for Tobacco and Paraphernalia Retailers such as proximity to schools and parks and over concentration. Staff needs additional time to study these issues. Therefore, staff is recommending adoption of the proposed moratorium pursuant to Government Code Section 65858 that would prohibit any more of these uses in Antioch while these issues are being reviewed. Existing uses would not be impacted by this Urgency Ordinance, but are discussed below. Note that retail businesses larger than 5,000 s.f. having less than 5% of their sales area devoted to tobacco or paraphernalia are exempt from the definition of Tobacco and Paraphernalia Retailer.

Existing Tobacco and Paraphernalia Retailers

Both Code Enforcement and Police Department staff has been drastically reduced, with Code Enforcement being completely eliminated for a period of approximately three years. This means that proactive enforcement of local and State laws regulating Tobacco and Paraphernalia Retailers has not been possible and as evidenced by the notices of violation issued by Code Enforcement these businesses are not voluntarily complying with State and local laws.

Staff is reviewing existing regulations given the extensive non-compliance issues with State and local laws described above. Part of this review would look at whether the noncompliance is a staffing/enforcement issue or whether further regulations more specifically tied to the public nuisance provisions in the Municipal Code would be appropriate and legal.

FISCAL IMPACT

There is no significant fiscal impact anticipated with the adoption of the proposed urgency ordinance. There will be staff time expended to prepare the land use ordinance addressing Tobacco and Paraphernalia Retailers and to review and make recommendations regarding regulations for existing businesses.

OPTIONS

The Council may choose not to adopt the urgency ordinance.

ORDINANCE NO.

AN ORDINANCE OF THE CITY COUNCIL OF THE CITY OF ANTIOCH ADOPTING AN INTERIM URGENCY ZONING ORDINANCE PURSUANT TO CALIFORNIA GOVERNMENT CODE SECTION 65858 PROHIBITING THE ISSUANCE OF PERMITS, LICENSES OR APPROVALS FOR CONSTRUCTION, ESTABLISHMENT OR OPERATION OF TOBACCO AND PARAPHERNALIA RETAILERS WITHIN THE CITY ON AN INTERIM BASIS PENDING CONSIDERATION OF AMENDMENTS TO TITLE 9 OF THE ANTIOCH MUNICIPAL CODE FOR A PERIOD OF FORTY-FIVE DAYS AND DECLARING THE URGENCY THEREOF

The City Council of the City of Antioch does ordain as follows:

SECTION 1. Interim Urgency Zoning Ordinance. This ordinance is adopted pursuant to the authority of Section 65858 of the Government Code of the State of California, the Antioch City Municipal Code and applicable laws.

SECTION 2. Findings. The Antioch City Council hereby finds, determines and declares as follows:

A. The City of Antioch holds the right to make and enforce all laws and regulations not in conflict with general laws, and the City holds all rights and powers established by state law.

B. The City has received and anticipates additional requests for the construction, establishment and operation of Tobacco and Paraphernalia Retailer businesses (as defined herein) within the City. However, the provisions of the City Municipal Code that may regulate the construction, operation and establishment of Tobacco and Paraphernalia Retailer businesses in the City are inadequate and need review, study, and revision. The current provisions also fail to fully take into account the impacts related to the location and manner of construction, establishment and operation of Tobacco and Paraphernalia Retailer businesses, and the related public health, safety, and welfare concerns, including but not limited to the impacts they may have on parking, surrounding uses, and the community.

C. Tobacco and Paraphernalia Retailer businesses often have local school students and minors as their target market, and thereby may encourage the assembly of significant numbers of minors without supervision by parents or guardians, not to mention use of tobacco products or illegal substances. Seven of the twelve Tobacco and Paraphernalia Retailers listed below are located within several blocks of schools. Further, given concerns about attendance at the Antioch Unified School District such congregation of students should not be allowed during regular school hours.

D. The City Council of the City of Antioch is concerned with exposure of youth to tobacco products and prevalence of smoking among youth:

1. In California, 11.9% of the adult population¹ and 14.6% of teenagers² currently smoke.
2. Although it is unlawful to sell tobacco products and/or tobacco paraphernalia to minors,³ 5.6% of California retailers surveyed do sell to minors.⁴ These numbers are more concerning locally. According to the California Health Department's Food and Drug Branch, the sales rate to minors in Contra Costa County overall is 22%⁵. In other words, stores in Contra Costa County on average sell tobacco to youth one in every four times they try to buy cigarettes.

E. The City Council of the City of Antioch is also concerned with the increased calls for service, increasing reports of violent criminal behavior and related detrimental neighborhood effects associated with Tobacco and Paraphernalia Retailers. The City of Antioch needs additional time to study this issue and determine if concentration and/or location of Tobacco and Paraphernalia Retailers in close proximity to other uses with generally high rates of calls for service such as bars or liquor stores would exasperate these concerns. The City of Antioch is also concerned about uses with high rates of calls for service in proximity to youth including schools and parks.

F. The City of Antioch, as well as neighboring cities, have experienced criminal activity associated with Tobacco and Paraphernalia Retailers, including incidents involving burglary and attempted burglary, armed robbery, fights and disturbances including those involving juveniles, petty theft, assault, threats, loitering, panhandling, harassment, stolen vehicles, and passing counterfeit bills. For example, the Antioch Police Department has documented a significant amount of calls for service involving a variety of crimes in these businesses and within the shopping centers in which Tobacco and Paraphernalia Retailers are located. Included below as findings are representational incidents associated with Tobacco and Paraphernalia Retailers for the 12 month period from May 9, 2012 – May 9, 2013 (not all businesses were in operation for the entire period):

1. Cigarette 4 Less, 3142 Contra Loma Blvd: two (2) calls for service related to an alarm and an alleged fight between juveniles in the area.
2. Cigarette 4 Less, 2549 San Jose Drive: eleven (11) calls for service related to alarms, petty thefts, a civil complaint and an assault.
3. Smoke Shop, 4532 Lone Tree Way: five (5) calls for service related to a robbery, petty thefts, unfounded 911 call and a fight inside the store.

¹ Cal. Dep't Health Servs, Tobacco Control Program, Smoking Prevalence Among California Adults (April 2011).

² Cal. Dep't Health Servs, Tobacco Control Sec., 30-Day Smoking Prevalence Among California Youth (September 2009).

³ Cal. Penal Code § 308

⁴ Cal. Dep't Health Servs, Tobacco Control Sec., Youth Tobacco Purchase Survey 1995-2011

⁵ California Department of Health Services Food and Drug Branch Compliance Checks, 2003.

4. Smoke Shop DBA Cigarette 4 Less, 2767 Lone Tree Way: two (2) calls for service related to an armed robbery and false alarm.
5. Cigarette 4 Less, 2727 Hillcrest Ave: five (5) calls for service related to alarms, a threat complaint, armed robbery and a suspicious circumstance.
6. Sycamore Smoke & More, 1096 Sycamore Drive: thirty-one (31) calls for service related to unwanted guests, loitering complaints, assaults, panhandling and fighting.
7. Cigarette 4 Less, 3708 Lone Tree Way: six (6) calls for service related to alarms, juvenile disturbance and a burglary of the business.
8. Tower Zone Smoke Shop, 2717 Contra Loma Blvd.: five (5) calls for service related to an armed robbery, petty theft and 911 hang-up.
9. Lone Tree Cigarette & More Inc., 4839 Lone Tree Way Suite C: eight (8) calls for service related to alarms, armed robbery, petty theft, harassment and suspicious persons.
10. Smoke Shop Mini Market, 1515 A Street: eleven (11) calls for service related to threats, loitering, juvenile disturbance, panhandling, stolen cars, an alarm, counterfeit bill and petty theft.
11. Discount Cigarette & Cigar Store, 1615 A Street: nine (9) calls for service related to an alarm, a fight in the parking lot in front of the business, medical call, burglary, unwanted guest, a suspicious person, a suspicious circumstance and a fraud (counterfeit) complaint.
12. Fusion Novelties, 1336 Sunset Drive: one (1) call for service related to a vandalism – broken window.

G. In addition to the increased calls for service and increasing reports of violent criminal behavior described above, the City Council is also concerned that Tobacco and Paraphernalia Retailers are not complying with applicable State and local laws related to tobacco and paraphernalia sales. Code Enforcement staff has inspected the businesses listed below and found violations of California Health and Safety Code 11364.5 and Antioch Municipal Code Title 5, Chapter 16 related to paraphernalia sales; Municipal Code Section 9-5.519 related to tobacco advertising; Municipal Code 9-5.508 related to general advertising; and California Business and Professions Code 22962 and Municipal Code 6-8.13 related to self service display of tobacco:

1. Buchanan Smoke Shop, 2329A Buchanan Road: notice of violation for illegal display of paraphernalia. This location opened in April 2013 and is therefore not listed above as they did not have calls for service during the 12 month period.

2. Lone Tree Cigarette & More Inc., 4839 Lone Tree Way Suite C: notice of violation for illegal display of paraphernalia and tobacco related signs.
3. Cigarette 4 Less, 3142 Contra Loma Blvd: notice of violation for illegal display of paraphernalia, general signage, and self service tobacco.
4. Smoke Shop DBA Cigarette 4 Less, 2767 Lone Tree Way: notice of violation for illegal display of paraphernalia, and self service tobacco.
5. Cigarette 4 Less, 2727 Hillcrest Ave: notice of violation for illegal display of paraphernalia.
6. Cigarette 4 Less, 3708 Lone Tree Way: notice of violation for illegal display of paraphernalia, and self service tobacco.
7. Tower Zone Smoke Shop, 2717 Contra Loma Blvd.: notice of violation for illegal display of paraphernalia.
8. Smoke Shop Mini Market, 1515 A Street: notice of violation for illegal display of paraphernalia.
9. Discount Cigarette & Cigar Store, 1615 A Street: notice of violation for illegal display of paraphernalia.
10. Fusion Novelties, 1336 Sunset Drive: notice of violation for illegal display of paraphernalia.

H. Without the enactment of this Ordinance, multiple applicants could quickly receive entitlements which would allow additional Tobacco and Paraphernalia Retailers that pose a threat to the public health, safety, and welfare. The City Council hereby determines that the Municipal Code is in need of updating to protect the public health, safety, and welfare from dangers caused by Tobacco and Paraphernalia Retailers. The City requires additional time to prepare, evaluate and adopt reasonable regulations regarding the construction, placement, concentration and operation of Tobacco and Paraphernalia Retailers so that such regulations are applied in a nondiscriminatory manner.

I. In order to prevent the frustration of these studies and the implementation of new regulations, the public interest, health, safety, and welfare require immediate enactment of this Ordinance. The absence of this Ordinance would impair the orderly and effective implementation of contemplated Municipal Code amendments, and any further authorization of these uses within the City during the period of the interim zoning regulations may be in conflict with or may frustrate the contemplated updates and revisions of the Municipal Code.

J. Based on the foregoing, the City finds that there is a current and immediate threat to the public health, safety, or welfare and that this Ordinance is necessary in order to protect the City from the potential effects and impacts of Tobacco and Paraphernalia Retailers in the City, potential increases in crime, impacts on parking availability in the business areas of the City, the aesthetic impacts to the City, and other similar or related effects on property values and the quality of life in the City's neighborhoods.

K. The City Council further finds that this interim zoning regulation is a matter of local and City-wide importance and is not directed towards any particular business that currently seeks to construct or operate a Tobacco and Paraphernalia Retailer business.

L. The City Council finds that this Ordinance is authorized by the City's police powers. The City Council further finds that the length of the interim zoning regulations imposed by this Ordinance will not in any way deprive any person of rights granted by state or federal laws, because the interim zoning regulation is short in duration and essential to protect the public health, safety and welfare.

SECTION 3. Interim Regulations. The following provisions are hereby adopted as interim zoning standards pertaining to the review or approval of any entitlements or the issuance of any permits or licenses pursuant to the Antioch Municipal Code for Tobacco and Paraphernalia Retailers. The approval of any entitlements or the issuance of any permit or license in the City in conflict with these provisions is expressly prohibited:

- A. Restricted Activities. For a period of forty-five (45) days following the enactment of this Ordinance, no person shall be issued a permit, license or land use entitlement for the construction, placement, or operation of new Tobacco and Paraphernalia Retailer businesses within the City. The City Manager or his or her designee shall review any application for a permit, license or land use entitlement to determine applicability of the provisions of this Ordinance. City Staff, City boards and City commissions are directed to refrain from issuing any application for any permits, licenses or land use entitlement, including, but not limited to, use permits, variances, building permits, licenses and certificates of occupancy, necessary for construction, placement, or operation of a Tobacco and Paraphernalia Retailer business. These prohibitions shall remain in effect during the forty-five (45) days following enactment of this Ordinance. Existing Tobacco and Paraphernalia Retailer businesses may continue to operate at their current locations provided that they are in compliance with State law and the Antioch Municipal Code.**
- B. Definitions.** In addition to the definitions contained in the City's Municipal Code, the following words and phrases shall, for the purposes of this Ordinance, be defined as follows, unless it is clearly apparent from the context that another meaning is intended. Should any of the definitions be

in conflict with the current provisions of the Municipal Code, the following definitions shall prevail:

1. **TOBACCO AND PARAPHERNALIA RETAILER** shall mean any establishment that sells any substance containing tobacco including but not limited to cigarettes, cigars, chewing tobacco and dipping tobacco, cigarette papers, or any other instruments or paraphernalia as defined in this ordinance. Retail businesses larger than 5,000 s.f. having less than 5% of their sales area devoted to tobacco or paraphernalia are exempt from this definition.
2. **PARAPHERNALIA** shall have the definition set forth in California Health & Safety Code section 11014.5, as that section may be amended from time to time.

SECTION 4. CEQA. This ordinance is not a project within the meaning of Section 15378 of the State CEQA (California Environmental Quality Act) Guidelines, because it has no potential for resulting in physical change in the environment, directly or ultimately. In the event that this Ordinance is found to be a project under CEQA, it is subject to the CEQA exemption contained in CEQA Guideline section 16061 (b) (3) because it can be seen with certainty to have no possibility of a significant effect on the environment.

SECTION 5. Severability. If any section, subsection, subdivision, sentence, clause, phrase, or portion of this Ordinance is, for any reason, held to be invalid or unconstitutional by the decision of any court of competent jurisdiction, such decision shall not affect the validity of the remaining portions of this Ordinance. The City Council hereby declares that it would have adopted this Ordinance, and each section, subsection, subdivision, sentence, clause, phrase, or portion thereof, irrespective of the fact that any one or more sections, subsections, subdivisions, sentences, clauses, phrases, or portions thereof be declared invalid or unconstitutional.

SECTION 6. Effective Date. This interim ordinance shall take effect immediately upon its adoption and shall continue in effect for forty-five (45) days from the date of its adoption by not less than a four-fifths vote of the Antioch City Council, and shall thereafter be of no further force and effect, unless, after notice pursuant to Government Code Section 65090 and public hearing, the Antioch City Council extends this Ordinance, and the interim zoning regulations adopted thereby, pursuant to Government Code Section 65858.

SECTION 7. Report of Council. Ten days prior to the expiration of this Ordinance, or any extension thereof, this Council shall issue a written report describing the measures taken to alleviate the condition which led to the adoption of this ordinance, or any extension thereof.

SECTION 8. Declaration of Urgency. This ordinance is hereby declared to be an urgency measure necessary for the immediate protection of the public health, safety

and welfare. This Council hereby finds that there is a current and immediate threat to the public health, safety and welfare. The reasons for this urgency are declared and set forth in Section 2 of this Ordinance and are incorporated herein by reference.

SECTION 9. Publication; Certification. The City Clerk shall certify to the adoption of this Ordinance and cause same to be published in accordance with State law.

* * * * *

I HEREBY CERTIFY that the foregoing Ordinance was introduced and adopted as an urgency ordinance pursuant to the terms of California Government Code Section 65858 at a regular meeting of the City Council of the City of Antioch on the ___ day of ____, 2013, by the following vote:

AYES:

NOES:

ABSENT:

ABSTAIN:

Wade Harper, Mayor of the City of Antioch

ATTEST:

Arne Simonsen, City Clerk of the City of Antioch

**STAFF REPORT TO THE MAYOR AND CITY COUNCIL FOR
CONSIDERATION AT THE COUNCIL MEETING OF MAY 28, 2013**

FROM: Jim Jakel, City Manager 
Lynn Tracy Nerland, City Attorney 

DATE: May 21, 2013

SUBJECT: Revenue Ballot Measures

RECOMMENDATION: The following action is recommended in order for the City Council to consider at its June 11, 2013 meeting a resolution calling a Special Election for November 5, 2013 on a ballot measure to temporarily increase the sales tax by ½ cent for 10 years subject to an independent audit, Citizens' Oversight Committee and annual budget reporting, due to the City's fiscal emergency and need for additional revenue to fund needed City services including police, code enforcement and street repair:

1. Motion to read by title only and introduce the "Ordinance of the City of Antioch Imposing a Transactions and Use Tax to be Administered by the State Board of Equalization" (Attachment A) (two-thirds vote)

ACTION: Motion to provide direction to staff on business license tax options:

1. **Citizens' Initiative:** With the Initiative, the citizens can gather signatures from registered Antioch voters after publishing a notice. If sufficient signatures are verified by County Elections, then the Initiative would be presented to the City Council to determine whether to order a report or to place it on the ballot at a future election date determined by the Council; or
2. **Council Ballot Measure for \$240 business license tax on residential landlords:** Direct staff to work with the Initiative proponent to draft a City Council ballot measure and ordinance that could be structured as follows:
 - a. Confirm (and possibly freeze) current gross receipts business license tax
 - b. Impose tax on residential landlords per the following alternate formula:
 - i. \$ 240 per unit per year for 1 to 25 units
 - ii. \$ 120 per unit per year for 26 to 50 units
 - iii. \$ 75 per unit per year for 51 to 150 units
 - iv. \$ 50 per unit per year for over 150 units; or
3. **Council Ballot Measure on Residential Landlord Business License Tax-** Direct staff to work with all of the stakeholders, including the California Apartment Association, to develop a ballot measure for a landlord business license tax, which would also confirm the current business license tax; or
4. **Council Ballot Measure applying business license tax based on gross receipts to residential landlords:** Direct staff to draft a ballot measure and ordinance to confirm the current gross receipts business license tax formula applicable to all businesses including residential landlords for consideration at the November 2013 election.

BACKGROUND:

Given concerns about service levels in light of the City's significant revenue declines due in part to the national economic recession and housing market crisis, the City Council has been discussing revenue ballot measures at several meetings. In particular, discussions occurred at City Council meetings on February 26, March 12, March 26 and May 14, 2013, along with the Council's budget study sessions. Those staff reports and attachments can be found on the City's website at www.ci.antioch.ca.us. For ease of reference, the City of Antioch Budget Fact Sheets are provided again (Attachment B).

City's Fiscal Challenges

Although the Fiscal Year 2012/13 budget may close "in the black" (expenditures not exceeding revenues), serious budget issues remain:

- The City's General Fund revenues (primarily property tax and sales tax) have dropped almost \$13 million since 2007 (excluding one-time monies). This caused severe cuts to City services and less accessibility to the public given the weekly closures of City Hall. Providing pre-recession services and accessibility would require at least \$11.3 million in additional revenues each fiscal year.
- In Fiscal Year 2014, the City is projected to spend \$3.6 million more than it is receiving in revenues. This results in an "unbalanced" budget and deficit spending, which forces the City to use reserves to meet a minimum level of services. The deficit spending is projected to increase to \$4.7 million in Fiscal Year 2015 resulting in almost no reserves/no fund balance.
- Sound financial practice, as established by the Government Finance Officers Association (GFOA), recommends a fund balance equal to at least two months worth of operating expenditures in order to provide financial stability in times of economic crisis, catastrophic incidents and litigation matters among other things. This is similar to a personal savings account consumers are recommended to have to cover mortgage, insurance, utilities, etc. in times of financial instability due to catastrophic events like job loss, disability, recession, etc. In fiscal year 2014, the City should have at least \$6.6 million in reserves and based on projections, the City will be approximately \$1.3 million short.
- In Fiscal Year 2010, the City's General Fund transferred \$1.5 million in replacement funds set aside to be used to replace the City's aging vehicles and computer systems. Three years later, these funds have still not been re-paid. Repayment of these funds would cause an immediate \$1.5 million loss in General Fund balance/reserves further increasing deficit spending (that is further increasing expenditures over revenue). As a result of this borrowing, replacement of aging vehicles and computer equipment has been deferred, increasing the need for continued maintenance costs in order to extend the useful lives as long as possible.

The City has taken extreme measures to address the \$13 million decrease in General Fund revenues since 2007 and to mitigate increasing budget shortfalls, including:

- operating at 40% staffing reduction through layoffs, retirements and not filling vacancies including the elimination of code enforcement staff, community services officers (CSOs), traffic and other special police units;
- decreasing management salaries and employee work hours through furloughs and reduced overtime for all employees since July 2009;
- increasing employee contributions towards retirement costs and drastically reducing medical after retirement benefits for new employees;
- eliminating employee cost of living increases for the period of 2009 to 2011;
- reducing supply and equipment costs and deferring vehicle and equipment maintenance; and
- reducing funding and services at the Animal Shelter and Recreation Programs.

Despite these significant expenditure cuts through lay-offs, service reductions and furloughs, serious budget issues remain. These budget concerns only intensify if services are restored to meet community needs. These community needs include:

- Violent crime in Antioch increased 30.6 % compared to 2011 and property crime saw a 22.8% increase compared to 2011. The City's overall Part 1 crime saw a 24.2% increase in 2012. Response time to Priority 1 calls saw an over 2 minute increase from 2011 (from 8:57 minutes to 11:04 minutes). The Police Department is currently staffed with 87 officers when it is authorized for 102 officers. The City last had 89 sworn officers back in 1995 when the City population was only 74,925 instead of 103,833 and the calls for service were only 47,677 and not 81,572.
- The City receives an average of 25 calls per week for Code Enforcement services that cannot be returned in a timely manner.
- A 2011 Pavement Management Program Budget Options Report (Pavement Management Update) indicated that the City, with its approximately 700 miles of streets, had a backlog of over \$52,000,000 worth of needed street rehabilitation and maintenance.

Proposed Revenue Measures

Accordingly, the City Council focused on two potential revenue measures for the November 2013 ballot: sales tax and business license tax. Although these measures would be general taxes, their passage would create additional funding for the Council's stated priorities of public safety, community beautification/code enforcement and economic development. It is anticipated that these priorities would at least initially be

accomplished primarily through funding staffing in the Police Department and Code Enforcement. Information regarding Police Department staffing costs has been provided (Attachment C), along with general budget information.

To place a general tax measure on the ballot when there is no City Council Member election, such as November 2013, the City Council must unanimously determine that there is an “emergency” requiring that the tax measure be considered sooner. Although the City’s fiscal year FY 2012-13 budget is expected to close without a deficit, FY 2013/14 budget is currently projected to have a structural deficit of nearly \$3.6 million and that does not include the expense of restoring the services that the community needs. The City has avoided deficit spending the last few years due to staffing vacancies primarily in the Police Department. However, if the City were to recruit police officers quickly enough to fill all of the vacancies in the next fiscal year, expenditures would significantly exceed revenue projections. Authorization of any additional police officer positions would increase this structural budget gap, creating an immediate fiscal emergency because the City would be significantly deficit spending and soon unable to meet its obligations. When that occurs a city goes bankrupt.

Likewise, if the City were to restore the Code Enforcement division to its previous staffing of 11 persons, then there would be an immediate fiscal emergency because reserves would be depleted and the City would be deficit spending and soon unable to meet its obligations. When that occurs a city goes bankrupt.

Likewise, if the City were to repair and replace aging public infrastructure, such as streets, as the community needs and as outlined in the City’s General Plan, Capital Improvement Plan, and Pavement Management Update, there would be an immediate fiscal emergency as all reserves would be depleted and the City would be deficit spending and soon unable to meet its obligations. When that occurs, a city goes bankrupt.

Community Survey

As previously discussed, there are two phases to any revenue measure or what some experts describe as “a two-lap marathon.” The first phase/lap is the City in its general governance role determining whether the community is satisfied with service levels, particularly given comments about police department and code enforcement staffing. Through public meetings, community surveys and dialog, the City Council decides whether to place a revenue measure on the ballot for the voters’ consideration.

To this end, the City Council authorized the City Manager to conduct a professional, statistically correct community survey. The results of the professional telephone survey were presented at the May 14, 2013 City Council meeting. In general, the community is concerned about the lack of City services and particularly police services which make up 67% of the City’s General Fund budget. There was strong support for a sales tax increase for 10 years at both ½ and ¾ cent.

The second phase/lap for a revenue measure after the City Council places it on the ballot is the campaign to support that revenue measure, in which the City cannot advocate for the revenue measure but can provide information. Thus, community members and

stakeholders run that second lap if there is a desire to advocate for the successful passage of the revenue measure and increased services.

Sales Tax Measure

Information regarding a sales tax measure was previously provided to the City Council, including information on estimated projected sales tax revenues (Attachment D) and County-wide sales tax information (Attachment E). Of the 19 cities in the County, Concord, Hercules, Orinda, Pinole, Pittsburg, Richmond and San Pablo already have a sales tax of 9.0% and Moraga and El Cerrito have a sales tax of 9.5%.

At the May 14, 2013 staff meeting, City Council directed staff to prepare a ballot measure and ordinance for a temporary ½ cent sales tax increase for 10 years, subject to an independent audit, Citizens' Oversight Committee (7 Antioch residents) and annual budget reporting.

The California Board of Equalization requires the City Council to introduce and adopt a Sales Tax Ordinance before calling for an election to place it on a ballot. Accordingly, staff recommends that the Council take the first step – introduction of the ordinance – at this meeting. The second step for a future meeting is the adoption of the ordinance (2/3 vote required) and a resolution declaring a fiscal emergency and calling for a Special Election on November 5, 2013 (unanimous vote).

If the voters approve the Ordinance, then the City and Board of Equalization would enter into agreements for the administration of the additional sales tax. Collection of the tax would begin on April 1, 2014.

Business License Tax Measure

Many of the current provisions in the Antioch Municipal Code regarding the business license tax were imposed even before the 1966 Code and should be updated to reflect current uses and laws. Generally, the business license tax is based on the following formula:

\$25 for gross receipts up to \$20,000
\$1.25 per \$1000 of gross receipts for gross receipts from \$20,000 to \$1 million
\$1,250 plus \$.20 per \$1000 of gross receipts over \$1 million

There is also a business license application fee set through the Master Fee Schedule. Historically, the tax was imposed on apartment owners. Staff had proposed extending this tax to owners of rentals of single-family residences (e.g. houses, townhouses, condominiums, duplexes, etc.), given that such rentals constitute a business being conducted in Antioch.

A separate Rental Inspection Program was established in 2007 with inspection fees, but was abandoned when the recession forced the layoff of the Code Enforcement division.

Initiative

As mentioned at the last Council meeting, a Notice of Intent to Circulate a Petition for a Business License Tax on Residential Landlords had been filed with the City Clerk (Attachment F). The citizen's Initiative would impose a \$240 per unit, per year business license tax on residential landlords instead of the current gross receipts formula currently used to tax apartment landlords. As required by the California Elections Code, the City Attorney has provided the Initiative's proponent, Mr. Hans Ho, a ballot title and summary. Once the proponent publishes a notice of the Petition in a newspaper of general circulation, the proponent can gather signatures from registered Antioch voters who agree that the Initiative should be placed on the ballot. If sufficient signatures are verified by the County Elections Division, then the Initiative would be presented for the City Council to place it on a future ballot at an election date determined by the Council. The City Council can also ask staff to prepare a report on the Initiative.

Discussions with Initiative Proponent

At the last Council meeting, the Council directed staff to meet with the Initiative's proponent and backers to discuss whether the Initiative language could be melded with a prior staff recommendation to confirm the current gross receipts business license tax formula applicable to all businesses including residential landlords and a general update of the decades-old ordinance provisions.

The backers of the Initiative told City staff that they were adamantly opposed to a more complicated update of the entire business license tax ordinance. However, they were willing to confirm the existing gross receipts formula for the tax (and freeze it for a period of time if desired by the City Council recognizing that increases require voter approval). The backers also wanted to set a dollar amount for the tax, but did agree to a graduated schedule that would be less of an increase from the tax amounts currently imposed on apartments:

- \$ 240 per unit per year for 1 to 25 units
- \$ 120 per unit per year for 26 to 50 units
- \$ 75 per unit per year for 51 to 150 units
- \$ 50 per unit per year for over 150 units

Streamlined language regarding exceptions, implementing rules and process for amendment were also discussed.

Staff has been told by the backers of the Initiative that if the Council places an acceptable compromise measure regarding the business license tax on the ballot, then they will not continue with the efforts to place the original Initiative on the ballot. Otherwise, they intend to gather signatures to place the original Initiative on the ballot. It is expected that the Initiative backers will attend the May 28 Council meeting and the Council may want to confirm this understanding during the public meeting.

Email from the California Apartment Association

The City recently received the attached email from the California Apartment Association (CAA) voicing concerns about the proposed business license tax and a request to be included in the development of a ballot measure (Attachment G). A meeting was held on Wednesday, May 22 involving the City, an Initiative backer and representatives of the CAA. The CAA expressed serious concerns about the business license tax proposed with the Initiative and the compromise. Staff anticipates formal feedback from CAA at the Council meeting on May 28. A list of larger apartment buildings in Antioch is attached (Attachment H).

FINANCIAL IMPACT:

Estimated cost of an election is \$4.75 per registered voter with Antioch having approximately 43,000 voters. A successful ballot measure would raise revenue for the City, but the amount and timing of receipt would depend on the measure.

OPTIONS:

State law requires a resolution placing a matter on the ballot to be adopted at least 88 days before the election and practically the County Elections Division requires even more time. At this time, it appears that the first meeting in July would be the last regular meeting to consider such a resolution, assuming the need for two readings of an ordinance as well.

ATTACHMENTS:

- A. Ordinance of the City of Antioch Imposing a Transactions and Use Tax to be Administered by the State Board of Equalization
- B. City of Antioch Budget Fact Sheets
- C. Estimates of Police Department staffing costs
- D. Estimates of revenue generated by a sales tax measure
- E. Sales tax information for Contra Costa County from the State Board of Equalization's website: <http://www.boe.ca.gov/cgi-bin/rates.cgi>
- F. Initiative filed for circulation
- G. May 17, 2013 email from Theresa Karr of the California Apartment Association
- H. List of larger apartments in Antioch

ORDINANCE NO.

AN ORDINANCE OF THE CITY OF ANTIOCH
 IMPOSING A TRANSACTIONS AND USE TAX TO BE
 ADMINISTERED BY THE STATE BOARD OF EQUALIZATION

The City Council of the City of Antioch does ordain as follows:

SECTION 1. ADDITION TO THE MUNICIPAL CODE. Article 4 is added to Chapter 5 of Title 3 of Antioch the Municipal Code to read as follows:

ARTICLE 4: TRANSACTIONS AND USE TAX

Section 3-5.401. TITLE. This article shall be known as the "Antioch Transactions and Use Tax Ordinance." The city of Antioch hereinafter shall be called "City." This article shall be applicable in the incorporated territory of the City.

Section 3-5.402. OPERATIVE DATE. "Operative Date" means the first day of the first calendar quarter commencing more than 110 days after the adoption of this ordinance.

Section 3-5.403. PURPOSE. This article is adopted to achieve the following, among other purposes, and directs that the provisions hereof be interpreted in order to accomplish those purposes:

A. To impose a retail transactions and use tax in accordance with the provisions of Part 1.6 (commencing with Section 7251) of Division 2 of the Revenue and Taxation Code and Section 7285.9 of Part 1.7 of Division 2 which authorizes the City to adopt this tax ordinance which shall be operative if a majority of the electors voting on the measure vote to approve the imposition of the tax at an election called for that purpose.

B. To adopt a retail transactions and use tax ordinance that incorporates provisions identical to those of the Sales and Use Tax Law of the State of California insofar as those provisions are not inconsistent with the requirements and limitations contained in Part 1.6 of Division 2 of the Revenue and Taxation Code.

C. To adopt a retail transactions and use tax ordinance that imposes a tax and provides a measure therefore that can be administered and collected by the State Board of Equalization in a manner that adapts itself as fully as practicable to, and requires the least possible deviation from, the existing statutory and administrative procedures followed by the State Board of Equalization in administering and collecting the California State Sales and Use Taxes.

D. To adopt a retail transactions and use tax ordinance that can be administered in a manner that will be, to the greatest degree possible, consistent with the provisions of Part 1.6 of Division 2 of the Revenue and Taxation Code, minimize the cost of collecting the transactions and use taxes, and at the same time, minimize the burden of record keeping upon persons subject to taxation under the provisions of this article.

Section 3-5.404. CONTRACT WITH STATE. Prior to the Operative Date, the City shall contract with the State Board of Equalization to perform all functions incident to the administration and operation of this transactions and use tax article; provided, that if the City shall not have contracted with the State Board of Equalization prior to the operative date, it shall nevertheless so contract and in such a case the Operative Date shall be the first day of the first calendar quarter following the execution of such a contract.

Section 3-5.405. TRANSACTIONS TAX RATE. For the privilege of selling tangible personal property at retail, a tax is hereby imposed upon all retailers in the incorporated territory of the City at the rate of one-half of one percent (.50%) of the gross receipts of any retailer from the sale of all tangible personal property sold at retail in said territory on and after the operative date of this article.

Section 3-5.406. PLACE OF SALE. For the purposes of this article, all retail sales are consummated at the place of business of the retailer unless the tangible personal property sold is delivered by the retailer or his agent to an out-of-state destination or to a common carrier for delivery to an out-of-state destination. The gross receipts from such sales shall include delivery charges, when such charges are subject to the state sales and use tax, regardless of the place to which delivery is made. In the event a retailer has no permanent place of business in the State or has more than one place of business, the place or places at which the retail sales are consummated shall be determined under rules and regulations to be prescribed and adopted by the State Board of Equalization.

Section 3-5.407. USE TAX RATE. An excise tax is hereby imposed on the storage, use or other consumption in the City of tangible personal property purchased from any retailer on and after the Operative Date of this article for storage, use or other consumption in said territory at the rate of one-half of one percent (.50%) of the sales price of the property. The sales price shall include delivery charges when such charges are subject to state sales or use tax regardless of the place to which delivery is made.

Section 3-5.408. ADOPTION OF PROVISIONS OF STATE LAW. Except as otherwise provided in this article and except insofar as they are inconsistent with the provisions of Part 1.6 of Division 2 of the Revenue and Taxation Code, all of the provisions of Part 1 (commencing with Section 6001) of Division 2 of the Revenue and Taxation Code are hereby adopted and made a part of this article as though fully set forth herein.

Section 3-5.409. LIMITATIONS ON ADOPTION OF STATE LAW AND COLLECTION OF USE TAXES. In adopting the provisions of Part 1 of Division 2 of the Revenue and Taxation Code:

A. Wherever the State of California is named or referred to as the taxing agency, the name of this City shall be substituted therefor. However, the substitution shall not be made when:

1. The word "State" is used as a part of the title of the State Controller, State Treasurer, State Board of Control, State Board of Equalization, State Treasury, or the Constitution of the State of California;

2. The result of that substitution would require action to be taken by or against this City or any agency, officer, or employee thereof rather than by or against the State Board of Equalization, in performing the functions incident to the administration or operation of this article.

3. In those sections, including, but not necessarily limited to sections referring to the exterior boundaries of the State of California, where the result of the substitution would be to:

a. Provide an exemption from this tax with respect to certain sales, storage, use or other consumption of tangible personal property which would not otherwise be exempt from this tax while such sales, storage, use or other consumption remain subject to tax by the State under the provisions of Part 1 of Division 2 of the Revenue and Taxation Code, or;

b. Impose this tax with respect to certain sales, storage, use or other consumption of tangible personal property which would not be subject to tax by the state under the said provision of that code.

4. In Sections 6701, 6702 (except in the last sentence thereof), 6711, 6715, 6737, 6797 or 6828 of the Revenue and Taxation Code.

B. The word "City" shall be substituted for the word "State" in the phrase "retailer engaged in business in this State" in Section 6203 and in the definition of that phrase in Section 6203.

Section 3-5.410. PERMIT NOT REQUIRED. If a seller's permit has been issued to a retailer under Section 6067 of the Revenue and Taxation Code, an additional transactor's permit shall not be required by this article.

Section 3-5.411. EXEMPTIONS AND EXCLUSIONS.

A. There shall be excluded from the measure of the transactions tax and the use tax the amount of any sales tax or use tax imposed by the State of California or by any city, city and county, or county pursuant to the Bradley-Burns Uniform Local Sales and Use Tax Law or the amount of any state-administered transactions or use tax.

B. There are exempted from the computation of the amount of transactions tax the gross receipts from:

1. Sales of tangible personal property, other than fuel or petroleum products, to operators of aircraft to be used or consumed principally outside the county in which the sale is made and directly and exclusively in the use of such aircraft as common carriers of persons or property under the authority of the laws of this State, the United States, or any foreign government.

2. Sales of property to be used outside the City which is shipped to a point outside the City, pursuant to the contract of sale, by delivery to such point by the retailer or his agent, or by delivery by the retailer to a carrier for shipment to a consignee

at such point. For the purposes of this paragraph, delivery to a point outside the City shall be satisfied:

a. With respect to vehicles (other than commercial vehicles) subject to registration pursuant to Chapter 1 (commencing with Section 4000) of Division 3 of the Vehicle Code, aircraft licensed in compliance with Section 21411 of the Public Utilities Code, and undocumented vessels registered under Division 3.5 (commencing with Section 9840) of the Vehicle Code by registration to an out-of-City address and by a declaration under penalty of perjury, signed by the buyer, stating that such address is, in fact, his or her principal place of residence; and

b. With respect to commercial vehicles, by registration to a place of business out-of-City and declaration under penalty of perjury, signed by the buyer, that the vehicle will be operated from that address.

3. The sale of tangible personal property if the seller is obligated to furnish the property for a fixed price pursuant to a contract entered into prior to the operative date of this article.

4. A lease of tangible personal property which is a continuing sale of such property, for any period of time for which the lessor is obligated to lease the property for an amount fixed by the lease prior to the operative date of this article.

5. For the purposes of subparagraphs (3) and (4) of this section, the sale or lease of tangible personal property shall be deemed not to be obligated pursuant to a contract or lease for any period of time for which any party to the contract or lease has the unconditional right to terminate the contract or lease upon notice, whether or not such right is exercised.

C. There are exempted from the use tax imposed by this article, the storage, use or other consumption in this City of tangible personal property:

1. The gross receipts from the sale of which have been subject to a transactions tax under any state-administered transactions and use tax ordinance.

2. Other than fuel or petroleum products purchased by operators of aircraft and used or consumed by such operators directly and exclusively in the use of such aircraft as common carriers of persons or property for hire or compensation under a certificate of public convenience and necessity issued pursuant to the laws of this State, the United States, or any foreign government. This exemption is in addition to the exemptions provided in Sections 6366 and 6366.1 of the Revenue and Taxation Code of the State of California.

3. If the purchaser is obligated to purchase the property for a fixed price pursuant to a contract entered into prior to the operative date of this article.

4. If the possession of, or the exercise of any right or power over, the tangible personal property arises under a lease which is a continuing purchase of such property for any period of time for which the lessee is obligated to lease the property for an amount fixed by a lease prior to the operative date of this article.

5. For the purposes of subparagraphs (3) and (4) of this section, storage, use, or other consumption, or possession of, or exercise of any right or power over, tangible personal property shall be deemed not to be obligated pursuant to a contract or lease for any period of time for which any party to the contract or lease has the unconditional right to terminate the contract or lease upon notice, whether or not such right is exercised.

6. Except as provided in subparagraph (7), a retailer engaged in business in the City shall not be required to collect use tax from the purchaser of tangible personal property, unless the retailer ships or delivers the property into the City or participates within the City in making the sale of the property, including, but not limited to, soliciting or receiving the order, either directly or indirectly, at a place of business of the retailer in the City or through any representative, agent, canvasser, solicitor, subsidiary, or person in the City under the authority of the retailer.

7. "A retailer engaged in business in the City" shall also include any retailer of any of the following: vehicles subject to registration pursuant to Chapter 1 (commencing with Section 4000) of Division 3 of the Vehicle Code, aircraft licensed in compliance with Section 21411 of the Public Utilities Code, or undocumented vessels registered under Division 3.5 (commencing with Section 9840) of the Vehicle Code. That retailer shall be required to collect use tax from any purchaser who registers or licenses the vehicle, vessel, or aircraft at an address in the City.

D. Any person subject to use tax under this article may credit against that tax any transactions tax or reimbursement for transactions tax paid to a district imposing, or retailer liable for a transactions tax pursuant to Part 1.6 of Division 2 of the Revenue and Taxation Code with respect to the sale to the person of the property the storage, use or other consumption of which is subject to the use tax.

Section 3-5.412. AMENDMENTS.

A. All amendments subsequent to the effective date of this ordinance to Part 1 of Division 2 of the Revenue and Taxation Code relating to sales and use taxes and which are not inconsistent with Part 1.6 and Part 1.7 of Division 2 of the Revenue and Taxation Code, and all amendments to Part 1.6 and Part 1.7 of Division 2 of the Revenue and Taxation Code, shall automatically become a part of this article, provided however, that no such amendment shall operate so as to affect the rate of tax imposed by this article.

B. Pursuant to California Elections Code section 9217 or any successor statute, the City Council of the City of Antioch may amend or appeal this article, but not increase or extend the rate of tax imposed by the article, without the approval of the voters of the City of Antioch voting on such question.

Section 3-5.413. ENJOINING COLLECTION FORBIDDEN. No injunction or writ of mandate or other legal or equitable process shall issue in any suit, action or proceeding in any court against the State or the City, or against any officer of the State or the City, to prevent or enjoin the collection under this article, or Part 1.6 of Division 2 of the Revenue and Taxation Code, of any tax or any amount of tax required to be collected.

Section 3-5.414. USE OF TAX PROCEEDS. All proceeds of the tax levied and imposed under this article shall be paid into the General Fund for use by the City of Antioch.

Section 3-5.415. ANNUAL AUDIT. By no later than December 31st of each year, the City's independent auditors shall complete a financial audit report to include the revenue raised and expended by this tax to be reflected in the City's budget.

Section 3-5.416. CITIZENS' OVERSIGHT COMMITTEE. A Citizens' Oversight Committee shall be established to review the receipt and expenditure of the revenue from this transactions and use tax, including the annual auditor's report. The Committee's review shall be completed in conjunction with the City's budget process. The Committee's report on its review, whether oral or written, shall be considered by the City Council at a public meeting. Any written report shall be a matter of public record. The Committee shall consist of seven members who shall be Antioch residents. The terms of the Committee members may be staggered but no term shall be less than two years. The City Council may adopt a resolution regarding the appointment of the Committee members and more specific duties of the Committee.

Section 3-5.417. TERMINATION DATE. The authority to levy the tax imposed by this article shall expire ten (10) years from the Operative Date.

SECTION 2. SEVERABILITY. If any provision of this ordinance or the application thereof to any person or circumstance is held invalid, the remainder of the ordinance and the application of such provision to other persons or circumstances shall not be affected thereby.

SECTION 3. CEQA. This transactions and use tax to be submitted to the voters is a general tax that can be used for any legitimate governmental purpose. As such, under CEQA Guidelines section 15378(b)(4), the tax is not a project within the meaning of CEQA because it creates a government funding mechanism that does not involve any commitment to any specific project that may result in a potentially significant impact on the environment. Therefore, under CEQA Guidelines section 15060, review under CEQA is not required.

SECTION 4. EFFECTIVE DATE. This ordinance relates to the levying and collecting of the City transactions and use taxes and shall not take effect until approved by the majority of the voters voting at the general municipal election to be held on November 5, 2013.

SECTION 5. CERTIFICATION; PUBLICATION. Upon approval by the voters, the City Clerk shall certify to the passage and adoption of this Ordinance and shall cause it to be published according to law and transmitted to the Board of Equalization.

* * * * *

INTRODUCED by the City Council of the City of Antioch on _____ and PASSED AND ADOPTED by the City Council of the City of Antioch on _____, by the following vote:

AYES:
NOES:
ABSENT:

Wade Harper, Mayor

Attest: _____
Arne Simonsen, City Clerk

Ordinance No. ____ was submitted to the People of the City of Antioch at the November 5, 2013 special municipal election. It is hereby certified that this Ordinance was APPROVED by the following vote of the People of Antioch:

YES:
NO:


This Ordinance was thereby adopted by the voters at the November 5, 2013 election and took effect upon adoption of a resolution declaring the results of the election at a regular meeting of the City Council held on _____ by the following vote:

AYES:
NOES:
ABSENT:

I hereby certify that the foregoing is a true and correct copy of an ordinance duly and regularly adopted by the People of the City of Antioch, California.

Arne Simonsen, City Clerk

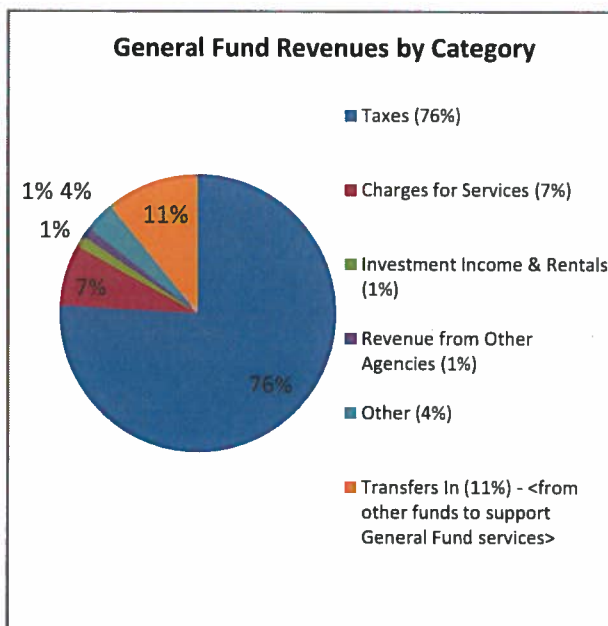
CITY OF ANTIOCH BUDGET FACTS



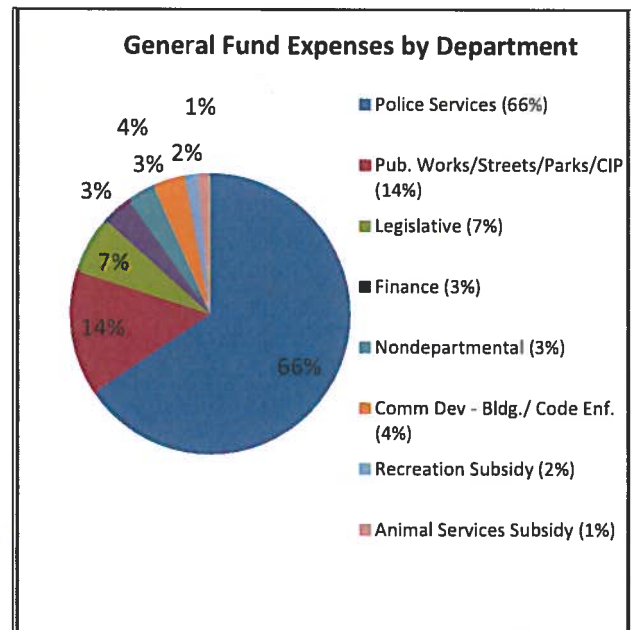
Third Quarter Budget Update

A budget is adopted annually covering all services and runs from July 1 to June 30 each fiscal year. The budget is segregated by fund type and then by individual fund based upon the legally allowable use of monies received. The complete budget adopted for fiscal year 2012-13 can be viewed on the City's website at www.ci.antioch.ca.us/CityGov/Finance.

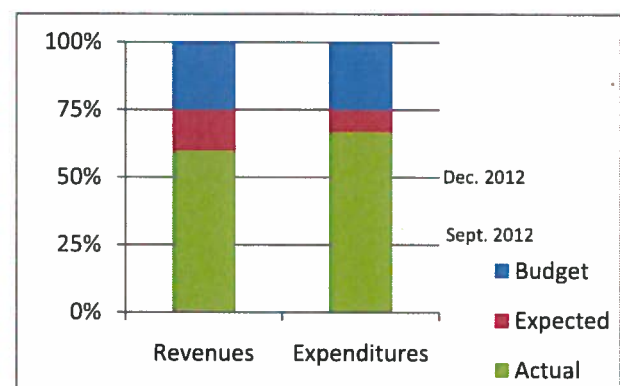
The main operating fund of the City is the General Fund which funds most of the day-to-day services the City provides. Total budgeted General Fund revenues are \$34,561,200 broken down by category as follows:



The next chart reflects where tax dollars and other fees collected are allocated. Of the total budgeted expenditures of \$36,724,850, approximately 72% are for personnel and the remaining 28% for services and supplies.



The budget is monitored continually by City staff. A helpful tool in this analysis is to compare expected budget results on a quarterly basis to actual performance and determining the cause of any significant variances. A budget to actual comparison for the period ended 3/31/13 follows:



Based on the chart above, actual revenues and expenditures as of March 31st should be at 75% of the budgeted levels. Revenues appear significantly below the target due to the timing of the City's property and sales tax in lieu receipts. The first allocation of 50% of the annual amount was received until January 2013 with the second installments to be received in May. The total revenue budgeted for these two items totals \$7.5M. This demonstrates the need to maintain adequate reserves, or fund balances, to cover the cash flows for operating costs due to the uneven timing of receipts.



Expenditures are slightly below expectations due to the timing of expenditures and current year vacancy savings. The projected savings are incorporated into the revised budget being presented to Council in the budget study sessions (see the next section). In addition, subsidies to Animal Services and Recreation Services do not occur until June when the actual amount needed to subsidize the programs is known.

Upcoming Budget Cycle

The budget process for the next fiscal year is underway. Each department has provided revisions to the current year budget, requested budgets for fiscal year 2014 (which begins July 1st) and projections for fiscal year 2015. Study sessions to review the budget began with the City Council on April 23, 2013, and the budget will be presented for adoption at the June 25, 2013 council meeting.



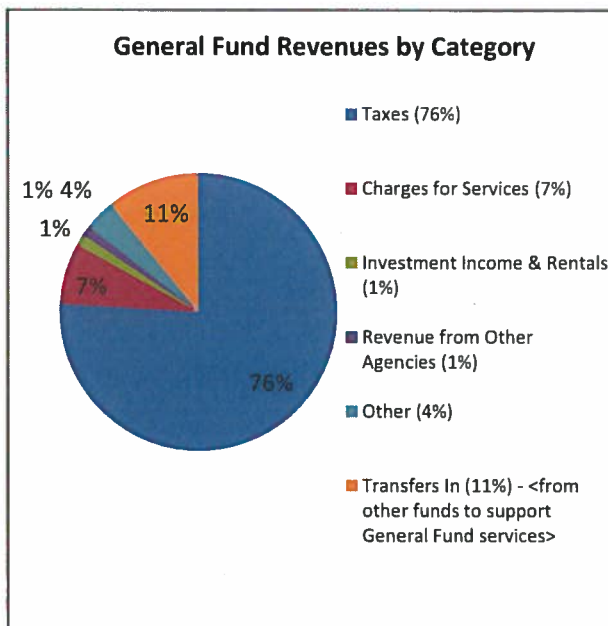
CITY OF ANTIOCH BUDGET FACTS



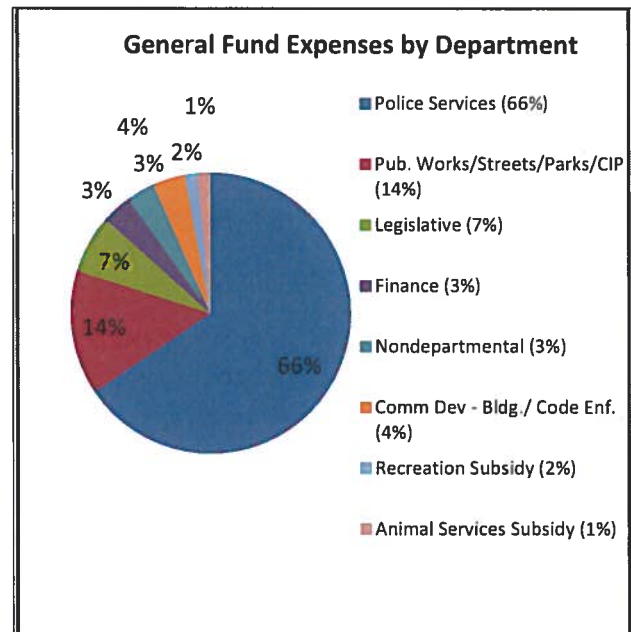
Second Quarter Budget Update

A budget is adopted annually covering all services and runs from July 1 to June 30 each fiscal year. The budget is segregated by fund type and then by individual fund based upon the legally allowable use of monies received. The complete budget adopted for fiscal year 2012-13 can be viewed on the City's website at www.ci.antioch.ca.us/CityGov/Finance.

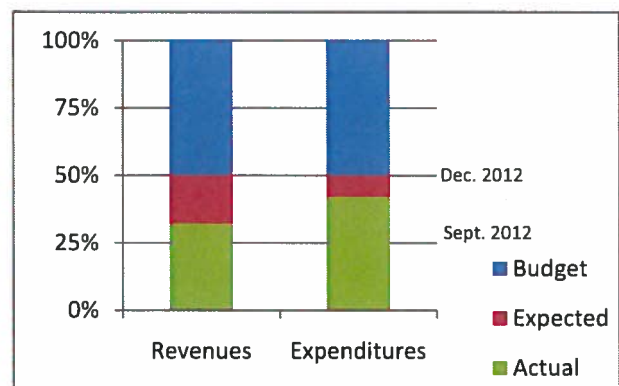
The main operating fund of the City is the General Fund which funds most of the day-to-day services the City provides. Total budgeted General Fund revenues are \$34,561,200 broken down by category as follows:



The next chart reflects where tax dollars and other fees collected are allocated. Of the total budgeted expenditures of \$36,724,850, approximately 72% are for personnel and the remaining 28% for services and supplies.



The budget is monitored continually by City staff. A helpful tool in this analysis is to compare expected budget results on a quarterly basis to actual performance and determining the cause of any significant variances. A budget to actual comparison for the period ended 12/31/12 follows:



Based on the chart above, actual revenues and expenditures as of December 31st should be at 50% of the budgeted levels. Revenues appear significantly below the target due to the timing of the City's property and sales tax in lieu receipts. The first allocation of 50% of the annual amount will not be received until January 2013 with the second installments to be received in May. The total revenue budgeted for these two items totals \$7.5M. This demonstrates the need to maintain adequate reserves, or fund balances, to cover the cash flows for operating costs due to the uneven timing of receipts.




Expenditures are slightly below expectations due to the timing of expenditures. In addition, subsidies to Animal Services and Recreation Services do not occur until June when the actual amount needed to subsidize the programs is known.

Upcoming Budget Cycle

The budget process for the next fiscal year is underway. Each department has been sent budget worksheets and requested to provide revisions to the current year budget, requested budgets for fiscal year 2014 (which begins July 1st) and projections for fiscal year 2015. Study sessions to review the budget will begin with the City Council in April, and the budget will be presented for adoption at the June 25, 2013 council meeting.



CITY OF ANTIOCH BUDGET FACTS



Getting to Know the Budget

A budget is adopted annually covering all services and runs from July 1 to June 30 each fiscal year. The budget is segregated by fund type and then individual fund based upon the legally allowable use of monies received. The complete budget adopted for fiscal year 2012–13 can be viewed on the City's website at www.ci.antioch.ca.us/CityGov/Finance.

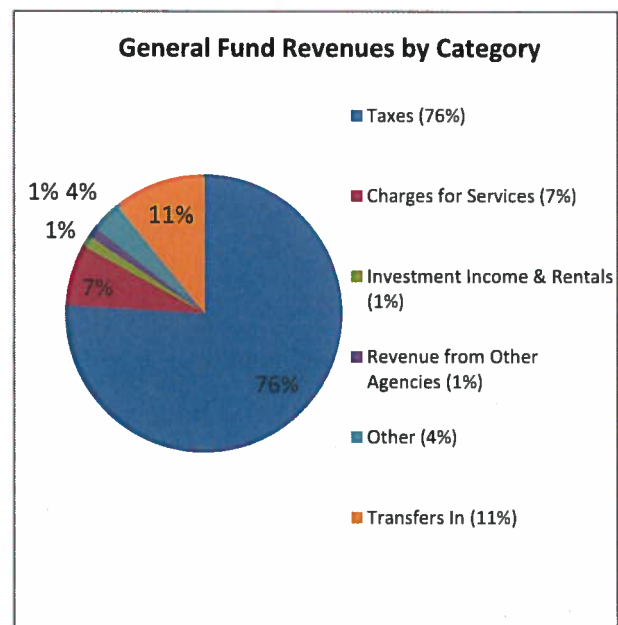
The main operating fund of the City is the General Fund which funds most of the day-to-day services the City provides. Since the recession began in late 2007, deteriorating home values and decreased consumer spending have seriously eroded the General Fund's two main sources of revenue – property and sales taxes – that pay for the vital services that affect the safety, health and welfare of our citizens. In addition, State grabs of local funds have reduced revenues, as has low interest yields on invested funds.

Thus, General Fund revenues have decreased by approximately \$13 million since fiscal year 2006–07 and the City has reduced expenditures by approximately \$7 million through a variety of measures including the following actions:

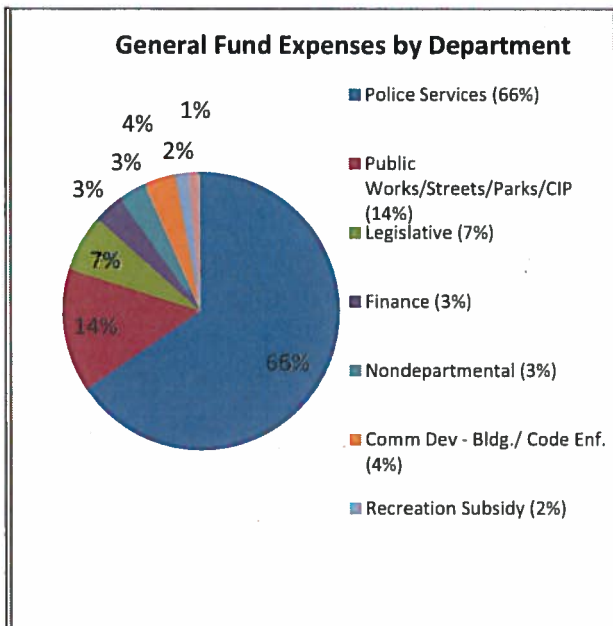
- Laid off 41 employees and not filled most vacant positions
- Sought additional grant funding (but grants do not typically cover operating costs)
- Decreased management salaries and employee work hours through furloughs and reduced overtime
- Postponed employee cost of living increases and deferred compensation and Police Department salary increases
- Eliminated non-mandatory training

- Reduced supply and equipment costs
- Deferred vehicle & equipment maintenance
- Reduced funding to the Animal Shelter and Recreation Programs
- Negotiated with labor groups for employees to contribute a higher percentage towards retirement costs
- Reduced retirement benefits for new employees

The Fiscal Year 2012–13 Budget was adopted on June 26, 2012 and amended by the City Council on September 25, 2012. Total budgeted General Fund revenues are \$34,561,200 broken down by category as follows:



The next chart reflects where tax dollars and other fees collected are allocated. Of the total budgeted expenditures of \$36,724,850, approximately 72% are for personnel and the remaining 28% for services and supplies.



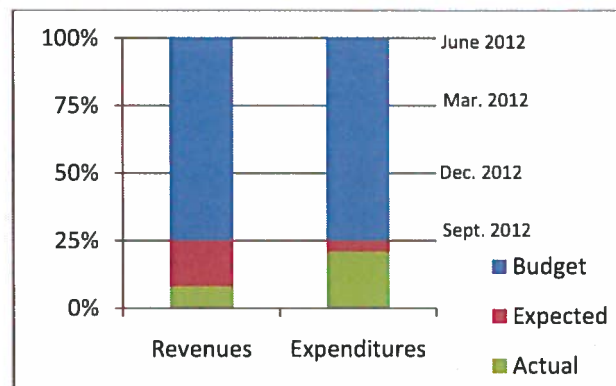
Fund Balance

Fund balance represents the net of assets and liabilities of the government and is often referred to as reserves. It is a measure of the financial stability of a City. It is important to maintain an adequate level to fund operating expenditures for a period of time in the event of a significant natural or economic event, and to cover cash flows for uneven revenue streams such as property tax. Having too low or no fund balance can result in a state of fiscal emergency or bankruptcy for a city.

The City of Antioch has adopted a fund balance policy requiring the unassigned fund balance of the General Fund to be at least 10% of total operating revenues with a goal of reaching and maintaining a level of 15%. At the close of fiscal year 2011-12, the unassigned fund balance was \$8,110,949, or 23.11% of operating revenues. At the close of the current fiscal year, it is projected to be \$5,719,689, or 16.55%. This is a significant decline over the prior fiscal year and means that the City is using reserves to cover all the expenditures for the current year. Or stated another way, the City is not generating enough revenues to cover current year operating costs.

Current Year Budget Status

The budget is monitored continually by City staff. A helpful tool in this analysis is to compare expected budget results on a quarterly basis to actual performance and determining the cause of any significant variances. A budget to actual comparison for the period ended 9/30/12 follows:



Based on the chart above, actual revenues and expenditures in September should be at 25% of the budgeted levels. Revenues appear significantly below the target due to the timing of the City's property tax receipts. The first allocation of 55% of the annual property tax amount will not be received until December 2012. This demonstrates the need to maintain adequate reserves, or fund balances, to cover the cash flows for operating costs until the first significant source of revenue is received.

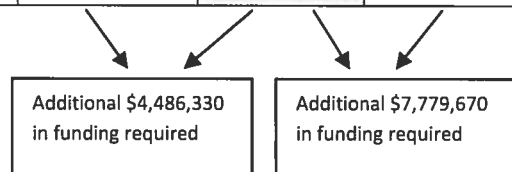
Expenditures are slightly below expectations due to the timing of expenditures. Subsidies to Animal Services and Recreation Services do not occur until June when the actual amount needed is known. A better picture of how the City is tracking to projections will be seen at 12/31/2012 after the first installment of property tax is received.

REVENUE MEASURE COSTING

Police Staffing

The following details the cost of sworn police funding at each staffing level scenario. Overtime, standby and holiday pay costs may vary and fiscal year 2014 budget figures are used for all scenarios.

Sworn Category	126 Sworn FTE	102 Sworn FTE (current funding)	144 Sworn FTE
Salary & Benefits*	\$23,779,755	\$19,293,425	\$27,073,090
Overtime/Holiday/Standby Pay	1,722,700	1,722,700	1,722,700
Total	\$25,502,455	\$21,016,125	\$28,795,790



*Salaries based on rates scheduled to take effect in September 2013 per APOA MOU and does not capture future increases through contract term which will affect total number of FTE's that can ultimately be hired.

The next table details the cost of non-sworn support staff needed for each level of sworn police staffing.

Non-Sworn Category	50.50 Non-Sworn FTE	26.50 Non-Sworn FTE (current funding)	55.50 Non-Sworn FTE
Salary & Benefits	\$5,059,160	\$2,733,270	\$5,660,035
Overtime/Holiday Pay	190,000	190,000	190,000
Total	\$5,249,160	\$2,923,270	\$5,850,035

Total Police Department (sworn/non)	\$30,751,615	\$23,939,395	\$34,645,825
	Additional \$6,812,220 in funding required	Additional \$10,706,430 in funding required	

REVENUE MEASURE COSTING

The chart below details total sworn officer positions as authorized, funded in the current budget and then increased to a level of 144 sworn:

Position	Current Authorized FTE (not funded)	Current Funded FTE	Increase FTE to 144.00
Police Chief	1.00	1.00	1.00
Captain	2.00	2.00	2.00
Lieutenant	6.00	5.00	6.00
Sergeant	12.00	9.00	15.00
Corporal	7.00	7.00	7.00
Officers	98.00	78.00	113.00
Total FTE's	126.00	102.00	144.00

The next table details non-sworn support staff to the police department. The police department estimates that five (5) additional dispatchers will be needed to support increased sworn staffing levels of 144. Additional support will also be needed at either staffing level scenario as indicated below.

Position	Current Authorized FTE (not funded)	Current Funded FTE	Increase FTE to 144.00
Community Service Officers*	20.00	3.00	20.00
Communications/Records Supervisor	1.00	1.00	1.00
Crime Data Technician	1.00	1.00	1.00
Dispatcher Lead	4.00	4.00	4.00
Dispatcher	13.00	11.00	18.00
Secretary	10.00	6.00	10.00
Personnel Technician	.50	.50	.50
Computer Technician**	.50	.00	.50
Equipment Mechanic**	.50	.50	.50
Total FTE's	50.50	26.50	55.50

Total Police Department (sworn/non) FTE's	176.50	128.50	199.50
--	---------------	---------------	---------------

*Council authorized filling up to 6 positions at the budgetary discretion of the City Manager. At this time, the City Manager has only authorized three positions to be filled.

**Computer Technician and Equipment Mechanic not currently authorized positions within the police department.

REVENUE MEASURE COSTING

In addition to the personnel costs, hiring additional officers beyond what is currently funded requires additional costs for safety equipment and vehicles. A detail of those costs is provided below.

Additional Costs Category	144 FTE	126 FTE
Vehicles (new to fleet initial outlay- 4 @126 and 20 @144)	\$1,140,000	\$228,000
Safety Equipment (annual cost)	21,000	12,000
Total	\$1,161,000	\$240,000

Vehicle cost represents initial purchase price but will need to be replaced every five years and therefore funds should be set aside annually thereafter for replacement. Safety equipment is an annual cost based on the total number of officers funded beyond the current level.

Code Enforcement Staffing

The City has six (6) code enforcement FTE positions. The cost of filling all six of these positions would be \$621,000 annually. Salaries based on rates scheduled to be in effect March 2014 per MOU for a Code Enforcement Officer without a certificate and based on furloughed hours.

Potential Revenue from Sales Tax Rate Increase (Transaction & Use Tax)

ANTIOCH
07031

Capture rate is estimated based on Transactions & Use Tax sourcing rules: tax on product shipped on seller's vehicle (i.e., refrigerator from Sears) is allocated to point of delivery only on applicable Transactions & Use Taxes. For the Transactions and Use Tax only and for Auto Sales, the tax is collected and allocated to the tax rate and location of the buyer.

ESTIMATE FROM INSIDE THE CITY:

Category Segment	Year Ended 2012Q3	Capture Rate	Incremental Tax Rate Percent			
			1/4	1/2	3/4	1
General Retail	3,731,980	97%	\$ 903,926	\$ 1,807,852	\$ 2,711,777	\$ 3,615,703
Apparel Stores	291,854	98%	\$ 71,504	\$ 143,008	\$ 214,512	\$ 286,017
Department Stores	2,560,273	98%	\$ 627,267	\$ 1,254,534	\$ 1,881,801	\$ 2,509,068
Furniture/Appliance	110,618	75%	\$ 20,741	\$ 41,482	\$ 62,223	\$ 82,964
Drug Stores	132,617	98%	\$ 32,491	\$ 64,982	\$ 97,473	\$ 129,964
Recreation Products	109,840	98%	\$ 26,911	\$ 53,821	\$ 80,732	\$ 107,643
Florist/Nursery	22,186	25%	\$ 1,387	\$ 2,773	\$ 4,160	\$ 5,546
Miscellaneous Retail	504,593	98%	\$ 123,625	\$ 247,251	\$ 370,876	\$ 494,501
Food Products	1,440,858	100%	\$ 359,502	\$ 719,003	\$ 1,078,505	\$ 1,438,007
Restaurants	898,687	100%	\$ 224,672	\$ 449,343	\$ 674,015	\$ 898,687
Food Markets	435,005	100%	\$ 108,751	\$ 217,502	\$ 326,254	\$ 435,005
Liquor Stores	105,691	98%	\$ 25,894	\$ 51,789	\$ 77,683	\$ 103,577
Food Processing Eqp	1,476	50%	\$ 184	\$ 369	\$ 553	\$ 738
Transportation	2,681,964	66%	\$ 444,899	\$ 889,799	\$ 1,334,698	\$ 1,779,598
Auto Sales/Parts/Repair	1,556,359	42%	\$ 163,498	\$ 326,997	\$ 490,495	\$ 653,993
Service Stations	1,125,605	100%	\$ 281,401	\$ 562,802	\$ 844,203	\$ 1,125,605
Construction	852,343	58%	\$ 123,212	\$ 246,424	\$ 369,636	\$ 492,848
Bldg. Matls-Whsle	292,818	25%	\$ 18,301	\$ 36,602	\$ 54,903	\$ 73,204
Bldg. Matls-Retail	559,525	75%	\$ 104,911	\$ 209,822	\$ 314,733	\$ 419,644
Business To Business	658,002	24%	\$ 40,142	\$ 80,284	\$ 120,427	\$ 160,569
Office Equipment	109,787	25%	\$ 6,862	\$ 13,723	\$ 20,585	\$ 27,447
Electronic Equipment	315,306	25%	\$ 19,707	\$ 39,413	\$ 59,120	\$ 78,826
Business Services	14,497	25%	\$ 906	\$ 1,812	\$ 2,718	\$ 3,624
Energy Sales	0	25%	\$ -	\$ -	\$ -	\$ -
Chemical Products	11	20%	\$ 1	\$ 1	\$ 2	\$ 2
Heavy Industry	102,311	25%	\$ 6,394	\$ 12,789	\$ 19,183	\$ 25,578
Light Industry	37,468	25%	\$ 2,342	\$ 4,683	\$ 7,025	\$ 9,367
Leasing	78,622	20%	\$ 3,931	\$ 7,862	\$ 11,793	\$ 15,724
Miscellaneous	86,970	86%	\$ 18,738	\$ 37,476	\$ 56,215	\$ 74,953
Health & Government	65,694	98%	\$ 16,095	\$ 32,190	\$ 48,285	\$ 64,380
Miscellaneous Other	21,146	50%	\$ 2,643	\$ 5,286	\$ 7,930	\$ 10,573
CITY TOTAL	9,452,117	80%	\$ 1,890,419	\$ 3,780,838	\$ 5,671,258	\$ 7,561,677

ESTIMATE FROM PURCHASES MADE OUTSIDE THE CITY

		1/4	1/2	3/4	1
Typical Outside	15%	\$ 354,454	\$ 708,909	\$ 1,063,363	\$ 1,417,818
Capture Rates	20%	\$ 472,606	\$ 945,212	\$ 1,417,818	\$ 1,890,423
	25%	\$ 590,757	\$ 1,181,515	\$ 1,772,272	\$ 2,363,029
Possible Total District Tax:					
Pessimistic	15%	\$ 2,244,874	\$ 4,489,747	\$ 6,734,621	\$ 8,979,494
Most Likely	20%	\$ 2,363,025	\$ 4,726,050	\$ 7,089,075	\$ 9,452,100
Optimistic	25%	\$ 2,481,177	\$ 4,962,353	\$ 7,443,530	\$ 9,924,706

SALES TAX RATES IN CONTRA COSTA COUNTY

Contra Costa	8.500 %	Alamo
Contra Costa	8.500 %	Antioch*
Contra Costa	8.500 %	Bay Point
Contra Costa	8.500 %	Bethel Island
Contra Costa	8.500 %	Black Hawk
Contra Costa	8.500 %	Brentwood*
Contra Costa	8.500 %	Byron
Contra Costa	8.500 %	Canyon
Contra Costa	8.500 %	Clayton*
Contra Costa	8.500 %	Crockett
Contra Costa	8.500 %	Danville*
Contra Costa	8.500 %	Diablo
Contra Costa	8.500 %	Discovery Bay
Contra Costa	8.500 %	Dollar Ranch
Contra Costa	8.500 %	El Sobrante
Contra Costa	8.500 %	Fairmount
Contra Costa	8.500 %	Kensington
Contra Costa	8.500 %	Knightsen
Contra Costa	8.500 %	Lafayette*
Contra Costa	8.500 %	Martinez*
Contra Costa	8.500 %	Mira Vista
Contra Costa	8.500 %	Oakley*
Contra Costa	8.500 %	Pacheco
Contra Costa	8.500 %	Pleasant Hill*
Contra Costa	8.500 %	Point Pittsburg (Pittsburg*)
Contra Costa	8.500 %	Port Costa
Contra Costa	8.500 %	Rheem Valley (Moraga*)
Contra Costa	8.500 %	Rodeo
Contra Costa	8.500 %	San Ramon*
Contra Costa	8.500 %	Selby
Contra Costa	8.500 %	Shore Acres
Contra Costa	8.500 %	Walnut Creek*
Contra Costa	8.500 %	West Pittsburg
Contra Costa	9.000 %	Concord*
Contra Costa	9.000 %	Hercules*
Contra Costa	9.000 %	Orinda*
Contra Costa	9.000 %	Pinole*
Contra Costa	9.000 %	Pittsburg*
Contra Costa	9.000 %	Richmond*
Contra Costa	9.000 %	San Pablo*
Contra Costa	9.500 %	El Cerrito*
Contra Costa	9.500 %	Moraga*

RECEIVED

MAY 7 2013

CITY OF ANTIOCH
CITY CLERK

Notice of Intent to Circulate Petition
Pursuant to Elections Code Section 9202

Notice is hereby given by the person whose name appears hereon of his intention to circulate the petition within the City of Antioch for the purpose of giving the voters a chance to adopt the attached Landlord Rental Fee Ordinance. A statement of the reasons for the proposed action contemplated in the petition is as follows:

The City of Antioch has suffered a serious loss of general fund money during the recent recession due to large reductions in sales and property tax, coupled with the elimination of its redevelopment funds. The citizens of Antioch have felt the effects of fewer dollars being spent on police officers for example, and are becoming concerned about personal safety in the community.

One source of potential income for cities is the business license fee. Currently, people in the business of renting housing in Antioch are charged a total business license fee of no more than \$1,200 per year for the privilege of conducting this business within our community, even though the cost of providing police services alone - - forget about the cost of the other city services paid by the general fund - - is more like \$240 per household.

By adopting this ordinance, the citizens of the City of Antioch will assure that people in the business of renting housing in Antioch will pay their fair share towards the cost of city services paid for by the general fund.

NOTE: The proposed ordinance is attached and the \$200 refundable fee is enclosed as required by Elections Code Section 9202.

Dated: May 7, 2013

Hansel Hon - Tao Ho

Initiative Proponent

HANSEL HON TAO HO (HANS HO)

RECEIVED

MAY 7 2013

CITY OF ANTIOCH
CITY CLERK

INITIATIVE ORDINANCE NO. _____
(Approved by the Voters on November 5, 2013)

AN ORDINANCE OF THE PEOPLE OF THE CITY OF ANTIOCH
ADDING A LANDLORD RENTAL FEE TO THE CODE OF ORDINANCES

The people of the City of Antioch do ordain as follows:

Section 1. Title. This Ordinance shall be known and referred to as the
“Landlord Rental Fee Ordinance.”

Section 2. Purpose. This Ordinance is adopted to amend the business license
fee for residential landlords in order to partially defray the financial impact of rental
housing on the city’s general fund.

Section 3. Recitals. It is determined and declared that:

A. Under the Antioch Code of Ordinances as written before enactment of
this Landlord Rental Fee Ordinance, residential landlords were assessed an annual
business license fee in an amount based on their gross annual income;

B. Subject to cost-of-living adjustments, the highest amount a residential
landlord was required to pay was \$1,250 per year (plus 20¢ per thousand dollars
of annual income over \$1,000,000);

C. The current general fund balance is well below what is required to
provide an adequate level of basic services for the approximately 103,000 people
who currently reside in Antioch;

D. For example, the Antioch Police Department is currently unable to
afford the additional police officers needed to meet appropriate staffing levels;

E. Rental properties make up approximately 1/3 of the city’s housing
stock; and

F. Adoption of this Ordinance sets a more realistic fee for the privilege
of engaging in the business of renting residential dwelling units in Antioch.

Section 4. Municipal Code Amendment.

The Antioch Municipal Code is hereby amended by adding the Landlord
Rental Fee to read in its entirety as follows:

“All those in the business of renting residential dwelling units (e.g. living
quarters) shall pay an annual license fee of \$240 per year for each residential

dwelling unit they are renting or have available for rent within the city, except for: (i) the following types of living quarters as defined in Section 9-5.203: adult hotel or motel, bed and breakfast inn, family care home, family day care home (big and small), hospital, hotel, motel, residential convalescent facility, senior housing and senior group housing; (ii) living quarters which must be exempt as a matter of law, if any; and (iii) living quarters which the city council reasonably determines to be substantially similar in nature to one of the excepted living quarters listed above and that exemption is otherwise appropriate. The finance director may promulgate administrative policies and procedures to effectively assess this fee.”

Section 5. Effective Date.

This Ordinance shall go into effect ten (10) days after the date on which the election results are declared by the City Council.

Section 6. Construction.

To the maximum extent authorized by law, this Ordinance shall be interpreted in a manner consistent with the right of initiative reserved to the people by the California Constitution. Without limiting the foregoing, nothing in this Ordinance is intended nor shall be construed to supersede, diminish or otherwise conflict with applicable requirements of state or federal law.

Section 7. Future Amendments.

Pursuant to article II, section 10(c) of the California Constitution, the provisions contained in this Ordinance may be amended by a four-fifths vote of the City Council only to the extent such amendments further or expand the intent and objectives set forth in this Ordinance. All other amendments or any proposed repeal of the provisions contained in this Ordinance shall become effective only when approved by the voters.

Section 8. Severability.

If any provision of this Ordinance or the application thereof to any person or circumstances is held invalid, that determination of invalidity shall not effect other provisions or application of the Ordinance that can be given effect without the invalid provision, and to this end the provisions of this Ordinance are severable. The voters of the city hereby declare that they would have adopted this Ordinance and each portion thereof regardless of the fact that an invalid portion or portions may have been present in the Ordinance.

ADOPTED by the vote of the people of the City of Antioch on November ____, 2013 at a General Municipal Election as certified by the City Council of the City of Antioch on the ____ day of _____, 2013, this Ordinance is effective beginning 10 days thereafter on _____, 2013.

ATTEST:

City Clerk of the City of Antioch

STATE OF CALIFORNIA)
CONTRA COSTA COUNTY) SS
CITY OF ANTIOCH)

I, Arne Simonsen, City Clerk of the City of Antioch, DO HEREBY CERTIFY that the foregoing Ordinance was adopted by the voters of the City of Antioch as an initiative measure at an election held on November ____, 2013, as certified by the City Council of the City of Antioch on _____th day of ____, 2013, and that this Ordinance is effective beginning ten days thereafter on _____, 2013.

City Clerk of the City of Antioch

Nerland, Lynn Tracy

From: Theresa Karr [TKarr@caanet.org]
Sent: Friday, May 17, 2013 1:07 PM
To: Jakel, Jim; Nerland, Lynn Tracy
Cc: Agopian, Gary; Rocha, Mary; Wilson, Monica; Tiscareno, Tony; Harper, Wade
Subject: Antioch Proposed \$240 annual per unit fee or tax on landlords

Importance: High

Dear Mr. Jim Jakel, City Manager and Lynn Tracy Nerland, City Attorney:

We were notified of a potential "fee" for rental property owners approximately a month ago. We were recently contacted again by some of our members as development of a potential ballot measure was requested by the City Council. It appears that Council asked that you work with a grass-roots citizens group on creating this ballot measure but they left out the rental property owner stakeholders. Since we represent a significant number of rental property owner stakeholders that would be directly impacted by this ballot measure we would like to meet with you and also be included in the development of a ballot measure that impacts our members businesses.

Please let me know when we might be able to meet and discuss this issue. A question we have is, "What exactly is the city looking to do?" Impose a new fee or change the current fee schedule for rental housing? If I am reading your business license fee schedule correctly it states that businesses with sales and/or services are required to have a business license and pay a business license fee (tax) based on gross receipts. I did not find any exemption in the current schedule for rental housing.

Thank you for your prompt response and consideration in meeting with myself and our East Contra Costa County Local Government representative. T

Theresa M. Karr
Executive Director
CAA Contra Costa/Napa/Solano Division
3478 Buskirk Avenue, Ste. 1020
Pleasant Hill, CA 94523
925.746.7131 ext. 326 (office) 925.746.7148 (fax)
) tkarr@caanet.org

The California Apartment Association (CAA) is the largest statewide rental housing trade association in the country. CAA represents rental housing owners and managers who operate all types and sizes of residential rental property, from single family rental homes to large apartment complexes. Together, the Association members are responsible for more than 795,000 units throughout the State of California www.caanet.org

APARTMENTS WITH 50+ UNITS

APN	OWNER	ADDRESS	# OF UNITS
053-040-070-4	B & H Partners, LLC	3001 Kodiak Street, Antioch, CA 94531	64
056-120-090-8	Deer Creek Partnership	4900 Canada Valley Rd, Antioch, CA 94509	140
056-130-050-0	Sequoia Equities - Cross Pointe	5100 Vista Grande Drive, Antioch, CA 94531	244
065-110-042-2	Lakeshore Antioch	600 Wilbur Avenue, Antioch, CA 94509	268
067-102-052-7	Antioch Rivertown Sen Ho Inc.	1400 A Street, Antioch, CA 94509	50
067-341-032-0	Antioch Riviera Limited LP	1000 Claudia Ct, Antioch, CA 94509	115
071-130-022-8	Fre Thirty Two LLC	3185 Contra Loma Blvd, Antioch, CA 94509	156
074-123-011-4	Delta View Associates LP	3915 Delta Fair Blvd, Antioch, CA 94509	206
074-160-008-4	Genaro Mendoza	1600 Aster Drive, Antioch, CA 94509	84
074-370-004-9	Campos Guadalupe Tre	2300 Sycamore Drive, Antioch, CA 94509	56
074-370-008-0	Antioch Sycamore Grove LP	2301 Sycamore Drive, Antioch, CA 94509	186
074-380-001-3	Antioch Sycamore Partners	2201 Sycamore Drive, Antioch, CA 94509	300
074-390-005-2	Riverstone Apartments LP	2200 Sycamore Drive, Antioch, CA 94509	136
075-460-003-9	Twin Creeks AKF LLC	1111 James Donlon Blvd, Antioch, CA 94509	240
076-440-027-1	Runaway Bay LLC	2201 San Jose Drive, Antioch, CA 94509	280
076-580-119-6	Villa Medanos Investors LTD	2811 Cadiz Lane, Antioch, CA 94509	112
074-123-012-2	Hudson Manor Housing Partners	3421 Hudson Court, Antioch, CA 94509	122
076-010-026-3	Agra Asset Mmt LP	2800 Gentrytown Drive, Antioch, CA 94509	85
089-150-010-0	SPL Summerwood LLC	3101 Buchanan Road, Antioch, CA 94509	80

non-profit

3

5/14/13

**STAFF REPORT TO THE CITY COUNCIL
FOR CONSIDERATION AT THE MEETING OF May 28, 2013**

Prepared by: Brian Nunnally, Economic Development Analyst 
Approved by: Michelle Fitzner, Economic Development Director 
Date: May 23, 2013
Subject: Three Full-Term Appointments for Three Vacancies on the Economic Development Commission (EDC)

RECOMMENDATION

It is recommended that the City Council receives and files the attached applications, and the Mayor appoint and Council approve the appointment of three commissioners.

BACKGROUND INFORMATION

Following a newspaper article and an ongoing announcement on the City homepage advertising the three vacancies, there were a total of eight applicants. Of the eight applicants, two are current Commissioners who were just appointed in January 2013 to finish out the partial terms of two Commissioners who'd resigned in mid-term. Given that the two existing Commissioners were interviewed just four months ago, prior to the interview process the Mayor opted to only interview candidates who aren't currently sitting members of the Commission. Of the six remaining applicants, four failed to attach a resume as instructed and one failed to provide written proof of a physical address in Antioch as requested so they were declared ineligible (and notified of their ineligibility), which leaves one new candidate and the two existing Commissioners as eligible for the three vacancies that will expire in June 2017.

Mayor Harper and I interviewed the new applicant on May 23, 2013. The three applicants are as follows:

- Peter Donisanu (current EDC member)
- Rhoda Parhams (current EDC member)
- Adam J. Vares (new applicant)

FINANCIAL IMPACT

None.

OPTIONS

- Appoint three applicants.

- Do not appoint applicants to all three vacancies and request that Staff re-advertise the vacancies.

ATTACHMENTS

A: Candidate's Applications

Economic Development Commission (EDC)**Contact Information -- Person ID: 16297593**

Name: Peter Donisanu Address: Enea Way
Antioch, California 94509 US

Home Phone: Alternate Phone:
Email: Former Last Name:
Month and Day of Birth: 7/1/3

Personal Information

Driver's License: Yes, California , , Class M1

Can you, after employment, submit proof of your legal right to work in the United States? Yes

What is your highest level of education? Master's Degree

Education

Graduate School Did you graduate: Yes
City University of Seattle College Major/Minor: Master's Business Administration - Finance
9/2006 - 6/2008 Degree Received: Master's
Vancouver, Washington

College

Did you graduate: Yes
ITT Technical Institute College Major/Minor: Project Management and Information
9/2001 - 6/2006 Technology
Portland, Oregon Degree Received: Bachelor's

Work Experience

Global Research Analyst Hours worked per week: 40
10/2001 - Present Monthly Salary: \$0.00
May we contact this employer? No

Wells Fargo Bank
420 Montgomery Street
San Francisco, California 94104
(415) 977-9062

Duties

As a member of Wells Fargo Wealth Management's Office of the Chief Investment Officer I conduct economic and capital market research on 34 of the world's largest economies in an effort to drive towards an investment recommendation for each of these countries. These recommendations are implemented in High-Net-Worth Client portfolios (\$10+ million) by nearly 1,000 national Investment Managers and Financial Advisors. Work involves assessing and analyzing country-level government policy and local business and monetary sentiment to identify long-term investment opportunities in the private sector of the target country. Conditions of the local capital markets, including both equity and fixed income markets are analyzed to determine specific investment trends (growth versus value, etc.). Investment recommendations are then prepared and discussed in the Investment Strategy Council.

Certificates and Licenses**Skills**

Office Skills
Typing:
Data Entry:

Additional Information**References**

City of Antioch has chosen not to collect this information for this job posting.

Resume

Text Resume

Educational Background

- Achieved Master of Business Administration Degree from City University of Seattle with an emphasis in Finance, June 2008
- Achieved Bachelor of Arts Degree from ITT Technical Institute majoring in Project Management and Information Technology, June 2006

Professional Background

2008 – Present: Work as a Quantitative/Global Research Analyst, AVP at Wells Fargo Wealth Management in San Francisco, California with the following responsibilities:

- Independently author original macroeconomic research on individual countries and regions that reinforce the investment strategy team's views on investment themes and asset class opportunities; these reports are made available to the public via the internet
- Represent the Global Investment Strategy team on internal conference calls and at tradeshow
- When necessary, partner with the internal marketing team to produce marketing collateral utilized by the Chief Investment Officer for driving new business
- Build complex analyses utilizing probabilistic approaches for historical and what-if scenarios for asset classes and portfolio construction
- Maintenance of multivariate quantitative country equity model for Developed and Emerging Markets utilized by investment managers and financial advisors to implement tactical shifts in client portfolios
- Assist in the development of capital market assumptions for global equities, fixed income, real assets and alternative investments using statistical methods based on a building block approach
- Develop stable, non-singular correlation matrices for use in conjunction with capital market assumptions
- Research current events beyond news headlines and author quick market updates to communicate investment implications to clients and internal partners
- Create Microsoft Access-based applications for use in research, marketing and model development

2002 – 2008: Worked as an Operations Analyst as Wells Fargo Services in Portland, Oregon with the following responsibilities:

- Forecasted and maintained department operating annual budget of \$50MM and reconciled general ledger accounts
- Tracked, monitored and forecasted operational productivity for six operating units, utilizing database mining techniques for management reporting
- Proactively suggested enhancements to processes and procedures and worked with operational units to develop and implement Best Practices to enhance productivity
- Single point of contact for database and system work-stream technological break/fix issues and system enhancements

Governance Membership

- 2011 – Present: Voting member of the Wells Fargo Family Wealth (Abbot Downing) Asset Allocation Committee
- 2011 – Present: Member of the Wells Fargo Wealth, Brokerage & Retirement Global Investment Strategy Committee
- 2010 – Present: Member of the Wells Fargo Private Bank Guided Portfolios Committee
- 2008 – Present: Member of the Wells Fargo Wealth, Brokerage & Retirement Investment Strategy Council

Attachments

Attachment	File Name	File Type
Resume	Donisanu_Resume_EDC_2013	Resume

Agency-Wide Questions

1. Q: Did you graduate from high school or receive a GED?
A: Yes

2. Q: List any other names under which your work or education records may be filed:
A: Pete Donisanu
Petru Donisanu
Petru Donisanu Jr

Peter Donisanu Jr

3. Q: Are you at least 18 years of age?

A: Yes

4. Q: If you answered 'No' to the previous question, can you submit a work permit after employment?

A: Yes

5. Q: Are you currently an active member of California Public Employees' Retirement System (CalPERS)?

A: No

6. Q: Are you related to any current City of Antioch employee?

A: No

7. Q: If you answered 'No' to the previous question, please type 'N/A'. If you answered 'Yes' to the previous question, you are required to provide the employee's name and their relationship to you.

A: N/A

8. Q: Have you ever been convicted for a violation of the law, excluding minor traffic violations? NOTE: Exclude traffic violations under \$150 and convictions more than two years for violation of Health and Safety Sections 11357(b or c), 11360(b), 11364, 1365, and 11550 as it relates to marijuana.

A: No

9. Q: If you answered 'No' to the previous question, please type 'N/A'. If you answered 'yes' to the previous question, you are required to list the violation; the court (including military); the place and date of conviction; the penalty (fine, sentence, date(s) of probation); and the name under which convicted for each offense. NOTE: Failure to list all convictions other than those excluded will be considered fraud in securing appointment and will be grounds for termination. A conviction is not necessarily a bar to employment. Each case is given individual consideration based on the job-relatedness of the offense.

A: N/A

10. Q: Have you ever been discharged or requested to resign from any position for misconduct or unsatisfactory service?

A: No

11. Q: How did you first hear about this opportunity?

A: City Employee/Friend

Supplemental Questions

1. Q: Are you a current City of Antioch resident or current owner/operator of a business located in Antioch?

A: Yes

2. Q: How many years have you been a City of Antioch resident or owner/operator of a business located in Antioch?

A: 3

3. Q: Can you attend meetings at the current designated days and times?

A: Yes

4. Q: Current employer:

A: Wells Fargo Bank

5. Q: Current job title:

A: Global Research Analyst

6. Q: Address, city, and zip code of current employer:

A: 420 Montgomery Street, San Francisco, 94104

7. Q: List the three (3) main reasons for your interest in this appointment.

A: 1) The city has a solid infrastructure, but underutilized business resources. 2) I want to ensure that there are local opportunities for myself and my children when they get older. 3) I want to help improve business opportunities and quality of life for the residents of Antioch.

8. Q: Have you attended any meetings of this Board/Commission?

A: Yes

9. Q: Have you previously served on this Board/Commission with the City of Antioch?

A: Yes

10. Q: If you answered 'No' to the previous question, please type 'N/A'. If you answered 'Yes' to the previous question, please list dates of service.

A: February 2013 to Present

11. Q: What skills/knowledge do you have that would be helpful in serving on the Board/Commission for which you are applying?

A: Much of the work that I currently perform in my professional role (assessing public policy, macroeconomic environment and local business conditions at the country-level that drive towards long-term investment opportunities) translates to the work of Economic Development at the local level. Beyond analysis and recommendation, I am quite adept at long-term strategic planning and, more importantly, implementation of that plan.

12. Q: Please indicate any further information or comments you wish to make that would be helpful in reviewing your application.

A: Over the past eight months I have spent nearly 100 hours of my own time meeting with city staff, city leadership and residents while at the same time conducting external research in an effort to gain an in-depth understanding of Antioch's current economic situation and to develop a potential strategy for future economic development. While I have determined that ideas for moving Antioch forward are plentiful, a strategy with tangible actions and measureable deliverables are lacking. As a member of the Economic Development Commission I would continue to participate in efforts, already underway, to provide structure to the Commission with an end-goal of developing a process for crafting implementable policy recommendations.

13. Q: If you would like to be considered for future openings on Boards or Commissions, please select all in which you're interested.

A: Economic Development Commission

14. Q: How did you learn of this opening?

A: Newspaper
City of Antioch Website

Economic Development Commission (EDC)

Contact Information -- Person ID: 6959561

Name: Rhoda D Parhams Address: Antioch, California 94531 US
 Home Phone: Alternate Phone:
 Email: Former Last Name:
 Month and Day of Birth:

Personal Information

Driver's License: Yes, California , , Class C
 Can you, after employment, submit proof of your legal right to work in the United States? Yes
 What is your highest level of education? Master's Degree

Education

Graduate School

Cal State Univ. East Bay (Hayward)
 Cal State U East Bay
 9/2004 - 11/2008
 Hayward, California

Did you graduate: Yes
 College Major/Minor: Masters in Business Administration
 Units Completed: 120 Quarter
 Degree Received: Master's

College

University of Phoenix
 University of Phoenix
 6/1998 - 9/2000
 Concord, California

Did you graduate: Yes
 College Major/Minor: BSBA Bacholars of Science - Business Administration
 Units Completed: 120 Quarter
 Degree Received: Bachelor's

Work Experience

Capital Improvement Program Manager

8/2005 - 6/2010

City/County of San Francisco
 www.parks.sfgov.org
 Stanyon Street
 San Francisco, California 94102
 (415) 730-2700

Hours worked per week: 40
 Monthly Salary: \$147,000.00
 # of Employees Supervised: 21
 Name of Supervisor: Philip A Ginsberg - General Manager
 May we contact this employer? No

Duties

Restructured the Capital Improvement Division for the Recreation & Parks Department; directed, managed and gave oversight of projects; supported professional staff; negotiated contracts; developed website for project accountability and community transparency; completed \$550M in capital projects.

Reason for Leaving

Downsizing at the director/executive level

Director of Facilities - Design & Construction

7/2001 - 8/2005

San Francisco Univied School District
 www.sfusd.edu
 135 Van Ness Street
 San Francisco, California 94102
 (415) 792-9200

Hours worked per week: 40
 Monthly Salary: \$100,000.00
 # of Employees Supervised: 27
 Name of Supervisor: David Goldin - Chief Operations Officer
 May we contact this employer? Yes

Duties

Directed, managed, provided oversight on all capital improvement projects for all SF Unified School facilities. Developed the five year deferred maintenance plan. Developed the plan for project execution for the \$495M school bond.

Reason for Leaving

Was appointed by the Mayor of San Francisco to the position of Program Manager, San Francisco Recreation & Parks Department

Project/Construction Manager

8/1998 - 6/2001

Don Todd Associates
1000 Broadway
Oakland, California
(925) 519-9516

Hours worked per week: 40

Monthly Salary: \$89,000.00

of Employees Supervised: 1

Name of Supervisor: Rossevelt Hattin - VP Construction Manager

May we contact this employer? No

Duties

Managed numerous projects from design through construction. Served as site contact for for property owner for the contractor.

Reason for Leaving

Hired by the SF School District

Certificates and Licenses**Skills****Office Skills**

Typing: 30

Data Entry: 30

Other Skills

Mirosoft Project Skilled - 15 years and 0 months

Languages

English - Speak, Read, Write

Additional Information**References**

City of Antioch has chosen not to collect this information for this job posting.

Resume**Text Resume**

RHODA D. PARHAMS MBA

Phone: 925.778.2123 • Parhams.rd@gmail.com • Bay Area, CA

LinkedIn: <http://www.linkedin.com/in/Parhams.rd>

Accomplished, results-oriented director-level manager with proven success in managing critical municipal organization with multimillion dollar budget. Experience includes construction/project management contract negotiation, financial and management expertise in a multidisciplinary, multicultural environment. Demonstrated success in applying multidisciplinary approach to ensure collaborative resolution to challenges with various city disciplines, community advocates and professional contracted services.

- Strategic (Leadership in team coaching, Process Improvement, Automate Project Delivery)
- Employee Relations (Team development/mentoring, and Professional Development)
- Change Agent (Organizational Development, Organization re-engineering)
- Public Liaison (Community Outreach, Cross Departmental Budget Planning, Fiscal Transparency)

Professional experience includes public service (municipal executive/ director level), facilities manager, asset manager (private sector), project/construction manager.

PROFESSIONAL EXPERIENCE

City and County of San Francisco, San Francisco, CA 2005 -- 2010

The Recreation and Park Department is the major property holder in the City and County of San Francisco.

CAPITAL PROGRAM MANAGER, RECREATION AND PARKS DEPARTMENT

Direct all capital improvement projects, across the department's 240 facilities combining breakthrough leadership skills and business acumen. Successfully restructured the Capital Improvement Division through the selection, hiring, directing, and mentored a cross-functional staff of 21 professionals in executing the 199 major renovation/construction projects successfully completing the department's 10-year \$552M capital plan. Ensured consistent on-time, within budget delivery of projects through meticulous tracking, oversight and monthly reporting to the City Controller and General Obligation Bond Oversight Committee while serving two years as department representative on Citywide Budget Planning Committee.

Key highlights

- Responsible for the delivery of the 10-year capital plan six months early, and with a budget surplus, by directing the successful completion and/or closeout of 199 projects.
- Achieved voter approval for a \$150M bond issuance to commence the 2008 Clean and Safe Neighborhood Park Bond Program, as a result of the successful completion of the \$1.2M facilities deficiency plan.
- Negotiated and spearheaded the development of the facilities assessment software designed to identify facility deficiencies, prioritize improvements, project cost for capital improvements for all 230 facilities resulting in transparency and accountability for the public.
- Increased the productivity of project delivery by 34% resulting in a six month time savings on the successful delivery of the 2000 Proposition A Bond program.

Rhoda D. Parhams Parhams.rd@gmail.com 925-778-2123 Page 2

San Francisco Unified School District, San Francisco, CA 2001 -- 2005

One of the top-performing urban school districts in the country, with 153 primary and secondary schools.

DIRECTOR OF FACILITIES - DESIGN AND CONSTRUCTION

Direct the Capital Design and Construction Division, managing staff responsible for the delivery of all capital improvement projects and reestablished the five year Deferred Maintenance Program, including extensive ADA upgrades required across the district. Oversee the construction of the final two elementary schools, resulted in award winning, cutting edge, and environmentally sustainable school sites, and were completed on time and within budget. Directed the activities of 21 cross-function professionals, (engineers, architects, project managers, hazardous material experts, technical and administrative staff). Maintained departmental accountability through monthly reports with meetings with: the public, the Board of Education and City of San Francisco Bond Oversight Commission.

Key highlights

- Authored the strategic growth blueprint for the district's proposed \$295M bond program and 10-year Facility Master Plan.
- Developed and implemented new project tracking and reporting system resulting in the timely , efficient delivery of projects and reestablishment of the five-year Facilities Deferred Maintenance Program for the school district..
- Directed design and construction projects to achieve recognition for excellence in sustainability and Green technology.

Don Todd Associates, Inc., San Francisco, CA 1998 -- 2001

Employee-owned, full-service project and construction management firm with projects ranging from \$1M to more than \$1B.

PROJECT CONSTRUCTION MANAGER

Leveraged expertise in operations, and industry knowledge to direct the construction of a variety of high-profile projects in excess of \$18M mark.

Key highlights

- Managed the completion of several high-profile projects with historical, environmental, and economic sensitivity, including the \$18.M Stanford University Lagunita Dormitory complex restoration as directed by the Stanford Historic Preservation Planning Group.

ADDITIONAL EXPERIENCE

EXPERIENCE UNLIMITED, CONCORD, CALIFORNIA 2012 - PRESENT

TITLE: Business Operations - Membership information and tracking.

FACILITATOR/MENTOR, ANTIOCH, CALIFORNIA 2012-PRESENT

Salvation Army - Women's Support Group, Antioch, California

EDUCATION & PROFESSIONAL DEVELOPMENT

MBA, Business Management -- University of California East Bay, Hayward, CA

BS, Business Administration -- University of Phoenix, Concord, CA -

Attachments

Attachment	File Name	File Type
current resume'	curnrsm_parhamsRD_ 2012oct26	Resume

Agency-Wide Questions

1. Q: Did you graduate from high school or receive a GED?
A: Yes

2. Q: List any other names under which your work or education records may be filed:
A: Rhoda Denise Thompson

3. Q: Are you at least 18 years of age?
A: Yes

4. Q: If you answered 'No' to the previous question, can you submit a work permit after employment?
A: Yes

5. Q: Are you currently an active member of California Public Employees' Retirement System (CalPERS)?
A: No

6. Q: Are you related to any current City of Antioch employee?
A: No

7. Q: If you answered 'No' to the previous question, please type 'N/A'. If you answered 'Yes' to the previous question, you are required to provide the employee's name and their relationship to you.
A: N/A

8. Q: Have you ever been convicted for a violation of the law, excluding minor traffic violations?
NOTE: Exclude traffic violations under \$150 and convictions more than two years for violation of Health and Safety Sections 11357(b or c), 11360(b), 11364, 1365, and 11550 as it relates to marijuana.
A: No

9. Q: If you answered 'No' to the previous question, please type 'N/A'. If you answered 'yes' to the previous question, you are required to list the violation; the court (including military); the place and date of conviction; the penalty (fine, sentence, date(s) of probation); and the name under which convicted for each offense. NOTE: Failure to list all convictions other than those excluded will be considered fraud in securing appointment and will be grounds for termination. A conviction is not necessarily a bar to employment. Each case is given individual consideration based on the job-relatedness of the offense.
A: N/A

10. Q: Have you ever been discharged or requested to resign from any position for misconduct or unsatisfactory service?
A: No

11. Q: How did you first hear about this opportunity?

A: Job Bulletin

Supplemental Questions

1. Q: Are you a current City of Antioch resident or current owner/operator of a business located in Antioch?

A: Yes

2. Q: How many years have you been a City of Antioch resident or owner/operator of a business located in Antioch?

A: 18

3. Q: Can you attend meetings at the current designated days and times?

A: Yes

4. Q: Current employer:

A: unemployed

5. Q: Current job title:

A: N/A

6. Q: Address, city, and zip code of current employer:

A: P.O. Box 3886, Antioch CA 94531

7. Q: List the three (3) main reasons for your interest in this appointment.

A: Improve the quality of life in Antioch, Assist in getting jobs for the city, concern about the seemingly lack of preparedness for the work force our education system provides

8. Q: Have you attended any meetings of this Board/Commission?

A: Yes

9. Q: Have you previously served on this Board/Commission with the City of Antioch?

A: Yes

10. Q: If you answered 'No' to the previous question, please type 'N/A'. If you answered 'Yes' to the previous question, please list dates of service.

A: Economic Development Commission

11. Q: What skills/knowledge do you have that would be helpful in serving on the Board/Commission for which you are applying?

A: Strategic planning, program development and implementation

12. Q: Please indicate any further information or comments you wish to make that would be helpful in reviewing your application.

A: N/A

13. Q: If you would like to be considered for future openings on Boards or Commissions, please select all in which you're interested.

A: Board of Administrative Appeals
Economic Development Commission
Parks and Recreation Commission

Planning Commission
Police Crime Prevention Commission

14. Q: How did you learn of this opening?

A: City of Antioch Website

Economic Development Commission (EDC)

Contact Information -- Person ID: 14669089

Name: Adam J Vares Address: Hidden Glen Dr.
Antioch, California 94531 US

Home Phone: Alternate Phone:
Email: Former Last Name:
Month and Day of Birth:

Personal Information

Driver's License: Yes, California , , Class Motorcycle
Can you, after employment, submit proof of your legal right to work in the United States? Yes
What is your highest level of education? Some College

Education
College

Skyline College
www.skylinecollege.edu/
8/2009 - 4/2011
San Bruno, California

Did you graduate: No
College Major/Minor: Network Engineering
(Vocational Training)
Degree Received: No Degree

High School

Jefferson Adult Education
http://jeffersonadulted.net/
10/2001 - 3/2002
Daly City, California

Did you graduate: Yes
Degree Received: GED

Work Experience
Technical Recruiter

10/2012 - Present

Avalon Staffing LLC
www.avalonstaffingsolutions.com
234 Oak St. Unit 2
Brentwood, California 94513
(925) 786-5366

Hours worked per week: 40
Monthly Salary: \$0.00
of Employees Supervised: 0
Name of Supervisor: John Zink - Executive
Recruiter (Owner)
May we contact this employer? Yes

Duties

Recruiting for technology companies. From single development resource needs to staffing entire project teams, delivering or supporting key technology initiatives on both local and national levels.

Reason for Leaving

Seeking Long term Career Opportunity with local City or County agency.

Operations Supervisor

10/2010 - 9/2012

Protection One
www.protection1.com
6691 Ownes Dr.
Pleasanton, California 94588
(925) 427-4853

Hours worked per week: 70
Monthly Salary: \$4,500.00
of Employees Supervised: 17
Name of Supervisor: David Ingham -
Operations Manager
May we contact this employer? Yes

Duties

Managed Service Dept, Oversaw full lifecycle of Installation projects and performed Fleet Manager duties.

Responsible for Interviewing, Hiring, Training and Aiding in development of employee technical knowledge and skill sets.

Planning, assigning, directing routing topology, coaching and employee career pathway development.

Directly responsible for controlling inventory levels and providing operational procedures and guidelines.

Managing monthly and annual production quota, directly responsible for the P&L target levels of assigned areas and departments.

Responsible for providing; New sales, Retention, Handling of contract disputes, Resigning and Renegotiation of existing contracts.

Working with National and Core Sales, Project Managers and other various team members Locally and Nationally.

Reason for Leaving

Budgetary Reductions

Operations Coordinator

11/2001 - 10/2010

ADT / Tyco Inc
www.ADT.com
280 Utah Ave. Unit 150
South San Francisco, California 94080
(800) 558-5236

Hours worked per week: 45

Monthly Salary: \$3,200.00

of Employees Supervised: 20

Name of Supervisor: Cara Denecour -

Operations Team Manager

May we contact this employer? Yes

Duties

Managed Service and Installation projects throughout full life cycle, Oversaw appointments, Subcontractors, Route assignments and installation deadlines.

Supervising the completion of Monthly, Quarterly and Annual financial forecast quotas to ensure positive trends of P&L report for various departments.

Managing Warehouse operations insured all personnel adhered to and complied in accordance to Sarbanes-Oxley (SOX) policies and procedures.

Installed and Serviced various integrated security systems (CCTV, Access, Fire, Burglar, Intercom and Computer base applications).

Reason for Leaving

Career Opportunity

Monitoring Center Supervisor

10/1992 - 11/2001

Securitylink from Ameritech
1011 Sneath Ln.
San Bruno, California 94060
(650) 867-9885

Hours worked per week: 60

Monthly Salary: \$3,000.00

of Employees Supervised: 30

Name of Supervisor: Rodney Gee - Senior Supervisor

May we contact this employer? Yes

Duties

Supervising Call Center dispatchers that report on alarm activity from commercial, residential and local government agencies.

Performed HR duties and responsibilities insuring all employees adhere to company policies, procedures and industry practices.

Performed Customer Care duties by assisting customers on a variety of different questions, concerns and problems in an efficient and timely manner this includes but not limited to, Billing, Contracts, Service appointments and Technical Support to identify and resolve system functionality issues.

Reason for Leaving

Budgetary reduction

Certificates and Licenses

Skills

Office Skills

Typing: 55
Data Entry: 55

Other Skills

Microsoft office Access Skilled - 5 years and 0 months
Microsoft office Excel Skilled - 12 years and 0 months
Microsoft office PowerPoint Skilled - 5 years and 0 months
Microsoft office Publisher Skilled - 5 years and 0 months
Computer Repair Expert - 10 years and 0 months
Microsoft office Word Expert - 7 years and 0 months
Microsoft office Outlook Expert - 12 years and 0 months
Adobe Expert - 5 years and 0 months

Additional Information**References**

City of Antioch has chosen not to collect this information for this job posting.

Resume**Text Resume**

Adam J. Vares
650-863-1481
a.vares@comcast.net

Professional Profile:

Highly-regarded professional with 20 years experience providing exceptional managerial and client support. Keen ability to manage multiple projects, highly responsible and approachable with excellent work ethic, sound business acumen, and strong organizational skills.

Title: Technical Recruiter:

2012 - Present Avalon Staffing LLC. 234 Oak St. Brentwood, CA.

Recruiting for technology companies. From single development resource needs to staffing entire project teams, delivering and supporting key technology initiatives on both local and national levels.

Progress tracking of hiring candidates for various clients using Microsoft platforms.

Title: Operation Supervisor

2010-2012 Protection One Inc... 6691 Owens Dr. Pleasanton, CA.

Managed Service Dept, Oversaw full lifecycle of Installation projects and performed Fleet Manager duties.

Responsible for Interviewing, Hiring, Training and Aiding in development of employee technical knowledge and skill sets.

Planning, assigning, directing routing topology, coaching and employee career pathway development.

Directly responsible for controlling inventory levels and providing operational procedures and guidelines.

Managing monthly and annual production quota, directly responsible for the P&L target levels of assigned areas and departments.

Responsible for providing; New sales, Retention, Handling of contract disputes, Resigning and Renegotiation of existing contracts.

Working with National and Core Sales, Project Managers and other various team members Locally and Nationally.

Title: Operation Coordinator

2001-2010 ADT / Tyco Inc., 280 Utah South San Francisco, CA.

Managed Service and Installation projects throughout full life cycle, Oversaw appointments, Subcontractors, Route assignments and installation deadlines.

Supervising the completion of Monthly, Quarterly and Annual financial forecast quotas to ensure positive trends of P&L report for various departments.

Managing Warehouse operations insured all personnel adhered to and complied in accordance to Sarbanes-Oxley (SOX) policies and procedures.

Installed and Serviced various integrated security systems (CCTV, Access, Fire, Burglar, Intercom and Computer base applications).

Title: Monitoring Center Supervisor
1992-2001 SecurityLink from Ameritech, 1011 Sneath Ln. San Bruno, CA.

Supervising Call Center dispatchers that report on alarm activity from commercial, residential and local government agencies.

Performed HR duties and responsibilities insuring all employees adhere to company policies, procedures and industry practices.

Performed Customer Care duties by assisting customers on a variety of different questions, concerns and problems in an efficient and timely manner this includes but not limited to, Billing, Contracts, Service appointments and Technical Support to identify and resolve system functionality issues.

Education:
2009-Present Skyline College, 3300 College Drive, San Bruno, CA 94066
Network Engineering; Certification in progress.

Professional Skills: Oracle Database, MAS, MS Office Programs, Lawson, Mastermind, Six Sigma Awareness Training and Sarbanes-Oxley procedures.

Attachments

Attachment	File Name	File Type
Adam's resume	Adam's Resume.doc	Resume
Adam's Cover Letter	Cover letter.doc	Cover Letter
Unofficial College Transcript Copy	Vares_Transcript_Unofficial	Other

Agency-Wide Questions

1. Q: Did you graduate from high school or receive a GED?
A: Yes

2. Q: List any other names under which your work or education records may be filed:
A: N/A

3. Q: Are you at least 18 years of age?
A: Yes

4. Q: If you answered 'No' to the previous question, can you submit a work permit after employment?
A: Yes

5. Q: Are you currently an active member of California Public Employees' Retirement System (CalPERS)?
A: No

6. Q: Are you related to any current City of Antioch employee?
A: No

7. Q: If you answered 'No' to the previous question, please type 'N/A'. If you answered 'Yes' to the previous question, you are required to provide the employee's name and their relationship to you.

A: N/A

8. Q: Have you ever been convicted for a violation of the law, excluding minor traffic violations?
NOTE: Exclude traffic violations under \$150 and convictions more than two years for violation of Health and Safety Sections 11357(b or c), 11360(b), 11364, 1365, and 11550 as it relates to marijuana.

A: No

9. Q: If you answered 'No' to the previous question, please type 'N/A'. If you answered 'yes' to the previous question, you are required to list the violation; the court (including military); the place and date of conviction; the penalty (fine, sentence, date(s) of probation); and the name under which convicted for each offense. NOTE: Failure to list all convictions other than those excluded will be considered fraud in securing appointment and will be grounds for termination. A conviction is not necessarily a bar to employment. Each case is given individual consideration based on the job-relatedness of the offense.

A: N/A

10. Q: Have you ever been discharged or requested to resign from any position for misconduct or unsatisfactory service?

A: Yes

11. Q: How did you first hear about this opportunity?

A: Job Bulletin

Supplemental Questions

1. Q: Are you a current City of Antioch resident or current owner/operator of a business located in Antioch?

A: Yes

2. Q: How many years have you been a City of Antioch resident or owner/operator of a business located in Antioch?

A: 1

3. Q: Can you attend meetings at the current designated days and times?

A: Yes

4. Q: Current employer:

A: Red Hawk fire & Security

5. Q: Current job title:

A: Project Manager

6. Q: Address, city, and zip code of current employer:

A: 4384 Enterprise Place, Fremont, CA 94538

7. Q: List the three (3) main reasons for your interest in this appointment.

A: Progress, Involvement, Working with others for a mutual benefit.

8. Q: Have you attended any meetings of this Board/Commission?

A: No

9. Q: Have you previously served on this Board/Commission with the City of Antioch?

A: No

10. Q: If you answered 'No' to the previous question, please type 'N/A'. If you answered 'Yes' to the previous question, please list dates of service.

A: N/A

11. Q: What skills/knowledge do you have that would be helpful in serving on the Board/Commission for which you are applying?

A: Project Planning, Implementation of process structure, and Coordination of delegated workloads to contractors, Analytical and logistics.

12. Q: Please indicate any further information or comments you wish to make that would be helpful in reviewing your application.

A: Visionary

13. Q: If you would like to be considered for future openings on Boards or Commissions, please select all in which you're interested.

A: Board of Administrative Appeals
Economic Development Commission
Parks and Recreation Commission
Planning Commission
Police Crime Prevention Commission

14. Q: How did you learn of this opening?

A: City of Antioch Website



**DEPARTMENT OF
COMMUNITY DEVELOPMENT
MEMORANDUM**

TO: Mayor and City Council *ms*
FROM: Mindy Gentry, Senior Planner
DATE: May 28, 2013
SUBJECT: Agenda Item #4 - PW-652

Based on a request from the applicant, staff is recommending the subject item be continued until the June 11, 2013 City Council meeting.

4
5-28-13